

MERITOR® FRONT AXLE PARTS MEDIUM- AND HEAVY-DUTY APPLICATIONS



MERITOR



PB-8951

TABLE OF CONTENTS

King Pins

Cross Tubes

Tie Rods

Drag Links

**Application Guide
A-F**

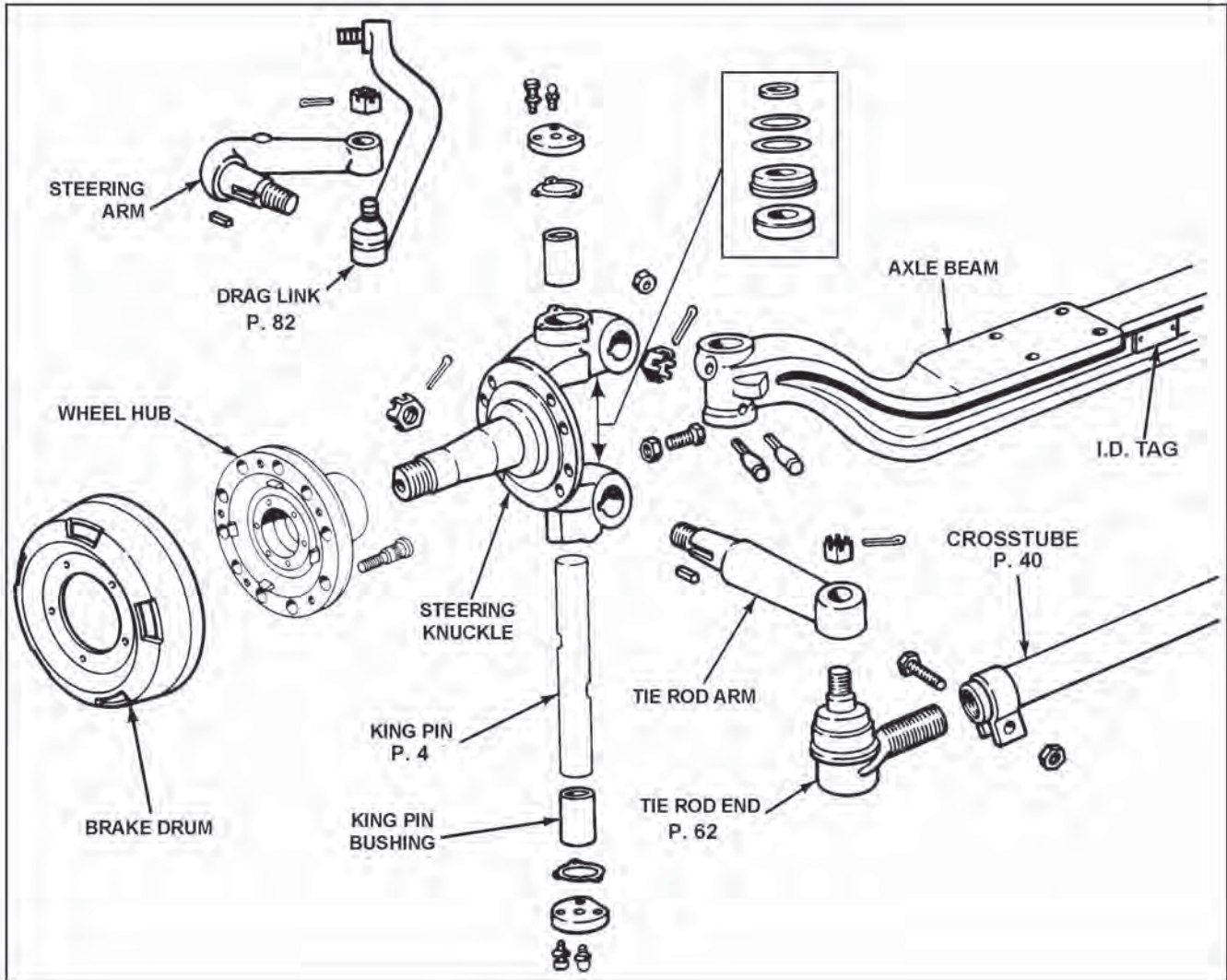
**Application Guide
G-M**

**Application Guide
N-Z**

**Interchange/
Part Number Index**

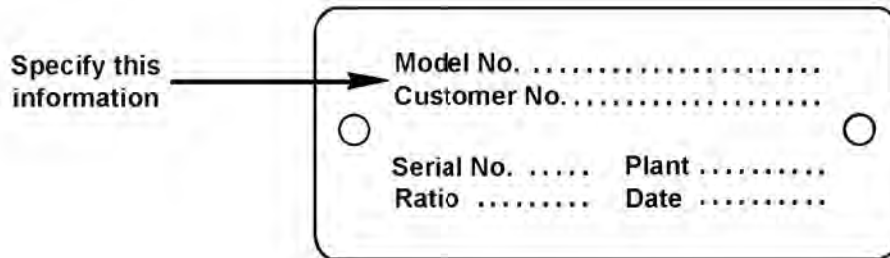
TYPICAL FRONT AXLE COMPONENTS

This exploded view represents a typical front axle assembly.



Location and Identification of Meritor Axle Specifications

To correctly identify your specific axle model, there is an I.D. tag riveted on the front of the axle beam. The information on this tag will be useful in tracking down hard to find parts. This information should also be available when calling Meritor for assistance. Contact the Meritor Information Services Department in Florence, KY at 888-725-9355.



Example of the I.D. Tag

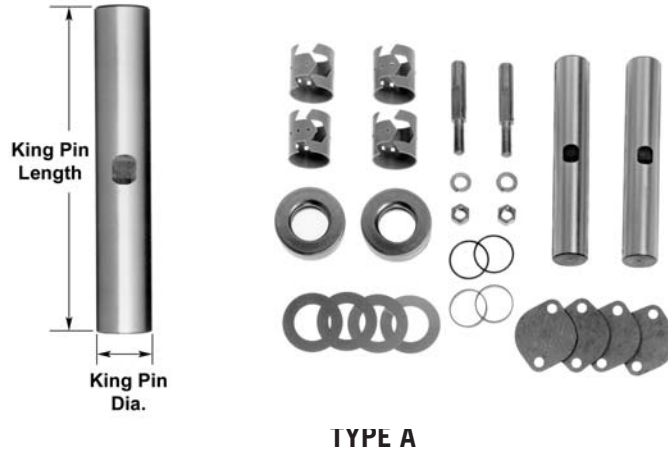
INDEX

KING PINS.....	PAGE
BUSHINGS TO KITS	16
KING PINS - STRAIGHT	18
KING PINS - TAPERED	30
KITS TO BUSHINGS	14
KIT IDENTIFICATION - STRAIGHT TYPE	6
KIT IDENTIFICATION - TAPERED TYPE	13
 SHIMS BY I.D.	 32
 CROSSTUBES	 40
 TIE ROD AND DRAG LINK ENDS	 62
 DRAG LINKS	 82
LISTED BY LENGTH	83
LISTED BY PART NUMBER	88

HOW TO USE KING PIN IDENTIFICATION CHART

If only type and size of King Pin are known, refer to the Identification Charts.

A typical King Pin Kit containing the particular type of pin is shown to aid in identification.




King Pin Kits are listed in order by King Pin diameter.



KING PIN KIT PART NO.	KING PIN DIA.	KING PIN LENGTH	KING PIN TYPE	BUSHING TYPE	BUSHING	SHIM	KING PIN	ADDITIONAL CONTENTS / NOTES
R200020	0.741"	4.910"	A	Bronze	(4) R210022	(4) R210252		(4) Fittings, (4) Plugs, (2) Lock Pins.
R200041	0.859"	6.073"	A	Bronze	(2) R210039 (2) R210040	(4) R210252		


KING PIN KIT IDENTIFICATION



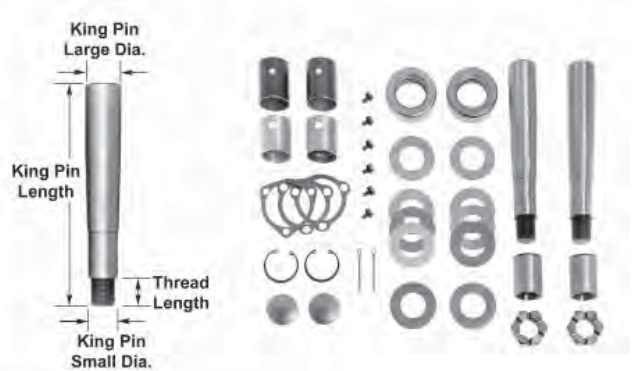
Type A



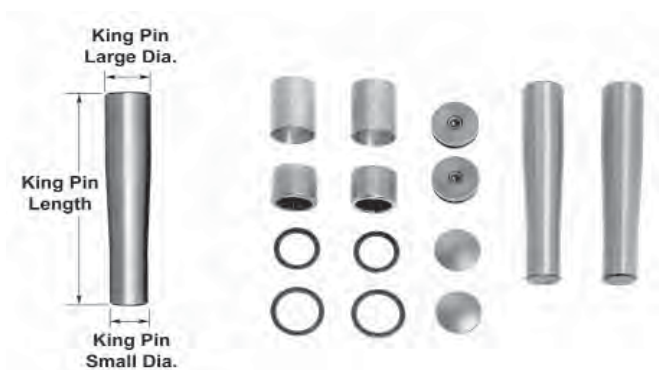
Type B



Type C



Type D



Type E

Pictures represent typical king pin kit contents. Parts may vary by application.

KING PIN KIT IDENTIFICATION — STRAIGHT TYPE

KING PIN KIT PART NO.	KING PIN DIA.	KING PIN LENGTH	KING PIN TYPE	BUSHING TYPE	BUSHING	SHIM	KING PIN	COMMENTS
R200020	0.741"	4.910"	A	Bronze	(4) R210022	(4) R210252		
R200041	0.859"	6.073"	A	Bronze	(2) R210039 (2) R210040	(4) R210252		
R200040	0.859"	6.360"	A	Bronze	(4) R210035	(4) R210252		
R200035	0.859"	6.480"	A	Bronze	(4) R210035	(4) R210252		
R200070	0.859"	6.483"	A	Nylon	(4) R210031	(4) R210252		
R200036	0.859"	6.670"	A	Bronze	(4) R210035	(4) R210252		
R200226	0.921"	5.640"	A	Bronze	(4) R210009	(4) R210258		
R200012	0.921"	7.000"	C	Bronze	(4) R210013	(4) R210258		
R200014	0.936"	6.470"	A	Bronze	(2) R210016 (2) R210017	(4) R210258		
R200039 ¹	1.054"	6.450"	A	Bronze	(4) R210038	(4) R210207		
R200049	1.054"	6.685"	A	Bronze	(4) R210045	(4) R210207		
R200062	1.054"	6.969"	A	Bronze	(4) R210045	(4) R210207		
R200007	1.109"	6.250"	A	Bronze	(4) R210007	(4) R210207		
R200027	1.109"	6.343"	A	Bronze	(4) R210001	(2) R210210 (2) R210211 (2) R210259		
R200026	1.109"	6.343"	A	Nylon	(4) R210028	(2) R210210 (2) R210211 (2) R210259		
R200001	1.109"	6.344"	A	Bronze	(4) R210001	(2) R210210 (2) R210211 (2) R210259		
R200173	1.109"	6.810"	A	Bronze	(4) R210079	(2) R210232 (2) R210233	(2) 3101-B-106	
R200002	1.119"	6.344"	A	Bronze	(4) R210001	(2) R210210 (2) R210211 (2) R210259		
R200265	1.129"	7.670"	C	Bronze	(4) R210104	(4) R210207		
R201600	1.179"	6.360"	A	Easy Steer	(4) R210089	(6) R210208		
R201602	1.179"	6.360"	A	Bronze	(4) R210106	(6) R210208		
R200046	1.179"	6.360"	A	Bronze	(4) R210043	(6) R210208		
R200045	1.179"	6.360"	A	Nylon	(4) R210042	(6) R210208		
R200018	1.231"	7.860"	C	Bronze	(4) R210021	(2) R210210 (2) R210211 (2) R210259		
R200029	1.231"	8.910"	C	Bronze	(4) R210030	(2) R210210 (2) R210211 (2) R210259		
R200028	1.231"	8.910"	C	Nylon	(4) R210029	(2) R210210 (2) R210211 (2) R210259		

1.01" oversize

KING PIN KIT IDENTIFICATION — STRAIGHT TYPE

KING PIN KIT PART NO.	KING PIN DIA.	KING PIN LENGTH	KING PIN TYPE	BUSHING TYPE	BUSHING	SHIM	KING PIN	COMMENTS
R200008	1.234"	6.750"	A	Bronze	(4) R210008	(2) R210210 (2) R210211 (2) R210259		
R201478	1.234"	6.781"	A	Easy Steer	(4) 1225-H-1074	(2) R210234 (2) R210235 (2) R210236 (2) R210237	(2) 3101-K-1077	
R200155	1.234"	7.438"	B	Nylon	(4) R210075	(2) R210234 (2) R210235 (2) R210236 (2) R210237	(2) 3101-N-92	with 1199W1687 upper cap, and plug with snap ring for lower king pin cap
R200143	1.234"	7.438"	B	Bronze	(4) R210070	(2) R210234 (2) R210235 (2) R210236 (2) R210237	(2) 3101-N-92	with 1199W1687 upper cap, and plug with snap ring for lower king pin cap
R201314	1.234"	7.438"	B	Bronze	(4) R210096	(6) R210234 (6) R210236 (6) R210237	(2) 3101-N-92	with 2297A5279 upper/lower king pin caps
KIT1320	1.234"	7.438"	B	Easy Steer	(4) R210107	(2) R210234 (2) R210235 (2) R210236 (2) R210237	(2) 3101-N-92	with 2297A5279 upper/lower king pin caps
R200006	1.234"	7.500"	A	Bronze	(4) R210006	(2) R210210 (2) R210211 (2) R210259		
R200047	1.234"	7.640"	A	Nylon	(4) R210044	(2) R210210 (2) R210211 (2) R210259		
R200003	1.234"	7.656"	A	Bronze	(4) R210002	(2) R210210 (2) R210211 (2) R210259		
R200266 ¹	1.240"	8.910"	C	Bronze	(4) R210030	(2) R210210 (2) R210211 (2) R210259		
R200019 ¹	1.241"	7.860"	C	Bronze	(4) R210021	(2) R210210 (2) R210211 (2) R210259		
R200025	1.249"	7.888"	A	Bronze	(4) R210027	(2) R210210 (2) R210211 (2) R210259		
R200024	1.249"	7.888"	A	Nylon	(4) R210026	(2) R210210 (2) R210211 (2) R210259		
R201601	1.299"	7.270"	A	Bronze	(4) R210109	(4) R210214		
R200272	1.299"	7.748"	B	Bronze	(4) R210103	(4) R210249		
R200052	1.359"	7.968"	A	Bronze	(4) R210048	(4) R210254		
R200268	1.359"	7.970"	B	Bronze	(4) R210048	(4) R210214		
R201487	1.359"	8.070"	B	Composite	(4) BU398	VP118		**draw keys on same side
R200210 ²	1.374"	7.970"	A	Bronze	(4) R210048	(4) R210214		

1 .01" oversize
2 .015" oversize

KING PIN KIT IDENTIFICATION — STRAIGHT TYPE

KING PIN KIT PART NO.	KING PIN DIA.	KING PIN LENGTH	KING PIN TYPE	BUSHING TYPE	BUSHING	SHIM	KING PIN	COMMENTS
R200280	1.433"	8.250"	B	Bronze	(4) R210041	(2) R210218 (2) R210267		
R200044	1.434"	8.250"	B	Bronze	(4) R210041	(2) R210218 (2) R210267		
R200142	1.434"	8.500"	B	Bronze	(4) R210069	(2) R210205 (2) R210216	(2) 3101-M-91	
R200154	1.434"	8.500"	B	Nylon	(4) R210068	(2) R210205 (2) R210216	(2) 3101-M-91	
R200021 ¹	1.443"	8.500"	B	Bronze	(4) R210012	(2) R210218 (2) R210267		
R200034	1.480"	8.866"	B	Bronze	(4) R210032	(2) R210218 (2) R210267		
R200054	1.484"	8.866"	A	Bronze	(4) R210032	(2) R210218 (2) R210267		
R201479	1.498"	7.153"	B	Easy Steer	(4) 1225-B-1328	(4) R210272 (6) R210273	(2) 3101-E-1071	w/ (4) 3280L9762 king pin caps
R201483	1.498"	7.153"	B	Easy Steer	(4) 1225-B-1328	(4) R210272 (6) R210273	(2) 3101-E-1071	w/ (4) 3280B9830 king pin caps
R201474	1.499"	7.511"	B	Easy Steer	(4) 1225-C-1329	(4) R210272 (6) R210273	(2) 3101-F-1072	w/ (2) A3280L9762A & (2) 3280L9762 king pin caps
R201484	1.499"	7.511"	B	Easy Steer	(4) 1225-C-1329	(4) R210272 (6) R210273	(2) 3101-F-1072	w/ (4) 3280B9830 king pin caps
R201604	1.499"	7.511"	B	Easy Steer	(4) 1225-C-1329	(4) R210272 (6) R210273	(2) 3101-F-1072	w/ (2) 3266J1518 & (2) 3280B9830 king pin caps
R201605	1.499"	7.511"	B	Easy Steer	(4) 1225-C-1329	(4) R210272 (6) R210273	(2) 3101-F-1072	w/ (2) 3380Y1429 & (2) 3280B9830 king pin caps
R201606	1.499"	7.511"	B	Easy Steer	(4) 1225-C-1329	(4) R210272 (6) R210273	(2) 3101-F-1072	w/ (2) A3280B9830A & (2) 3280B9830 king pin caps
R201318	1.500"	8.944"	B	Easy Steer	(4) R210108	(2) R210272 (2) R210273	(2) 3101-J-1024	
R200156	1.607"	8.740"	B	Nylon	(4) R210063	(2) R210219 (2) R210220 (2) R210221	(2) 3101-X-102	
R200157	1.607"	8.740"	B	Bronze	(4) R210071	(2) R210219 (2) R210220 (2) R210221	(2) 3101-X-102	
R200275	1.607"	9.080"	B	Bronze	(4) R210046	(2) R210222 (2) R210254 (2) R210255		
R200050	1.607"	9.080"	B	Bronze	(4) R210046	(2) R210222 (2) R210254 (2) R210255		
R200196	1.607"	9.136"	B	Bronze	(4) R210083	(2) R210219 (2) R210220 (2) R210221	(2) 3101-D-186	
R201300	1.607"	9.375"	B	Bronze	(4) R210086	(2) R210219 (2) R210220 (2) R210221	(2) 3101-H-190	

³ Roller type thrust bearing

KING PIN KIT IDENTIFICATION — STRAIGHT TYPE

KING PIN KIT PART NO.	KING PIN DIA.	KING PIN LENGTH	KING PIN TYPE	BUSHING TYPE	BUSHING	SHIM	KING PIN	COMMENTS
R200057	1.609"	9.160"	A	Bronze	(4) R210033	(2) R210222 (2) R210254 (2) R210255		
R200073	1.609"	9.160"	B	Bronze	(4) R210033	(2) R210222 (2) R210254 (2) R210255		
R200033	1.609"	9.610"	B	Nylon	(4) R210034	(2) R210222 (2) R210254 (2) R210255		
R200055	1.609"	9.660"	A	Bronze	(4) R210033	(2) R210222 (2) R210254 (2) R210255		
R200056	1.609"	9.660"	A	Nylon	(4) R210034	(2) R210222 (2) R210254 (2) R210255		
R200042	1.609"	9.660"	B	Bronze	(4) R210033	(2) R210222 (2) R210254 (2) R210255		
R200278	1.609"	9.660"	B	Composite	(4) R210105	(2) R210222 (2) R210254 (2) R210255		
R200043	1.609"	9.660"	B	Nylon	(4) R210034	(2) R210222 (2) R210254 (2) R210255		
R200075	1.611"	9.660"	A	Bronze	(4) R210033	(2) R210222 (2) R210254 (2) R210255		
R200074	1.611"	9.660"	B	Bronze	(4) R210033	(2) R210222 (2) R210254 (2) R210255		
R200269 ³	1.625"	9.195"	A	Bronze	(4) R210102	(2) R210264 (2) R210265		Eaton Axle - EFA12F4, EFA13F5
R200270 ⁴	1.625"	9.195"	A	Bronze	(4) R210102	(2) R210264 (2) R210265		Eaton Axles - EFA12F3, EFA13F3
R200267 ³	1.625"	9.195"	A	Composite	(4) R210100	(2) R210264 (2) R210265		Eaton Axle - EFA12F4, EFA13F5
R200251 ⁴	1.625"	9.195"	A	Composite	(4) R210100	(2) R210264 (2) R210265		Eaton Axles - EFA12F3, EFA13F3
R200066	1.745"	9.380"	B	Bronze	(4) R210053	(2) R210223 (2) R210224 (2) R210225		
R201419	1.794"	8.844"	B	Easy Steer	(4) 1225-P-1264	(2) R210223 (2) R210224	(2) 3101-J-1076	w/ 3280C9831 king pin caps, A1228E1305 seal & bearing combo, & 7x1002, 7x1003 draw keys
R201488	1.794"	8.844"	B	Easy Steer	(4) 1225-P-1264	(2) R210223 (2) R210224	(2) 3101-J-1076	Same as R201419 except with (2) 2297Z8710, (2) 3280C9831 king pin caps, A1228D1356 seal & bearing combo & 7x111, 7x1003 draw keys

³ Roller type thrust bearing
⁴ Contains thrust washer

KING PIN KIT IDENTIFICATION — STRAIGHT TYPE

KING PIN KIT PART NO.	KING PIN DIA.	KING PIN LENGTH	KING PIN TYPE	BUSHING TYPE	BUSHING	SHIM	KING PIN	COMMENTS
R201489	1.794"	8.844"	B	Easy Steer	(4) 1225-P-1264	(2) R210223 (2) R210224	(2) 3101-J-1076	Same as R201419 except with (2) 3280B9830, (2) 3280C9831 king pin caps
R201490	1.794"	8.844"	B	Easy Steer	(4) 1225-P-1264	(2) R210223 (2) R210224	(2) 3101-J-1076	Same as R201419 except with (2) 2297Z8710, (2) 3280C9831 king pin caps
R201608	1.794"	9.016"	B	Easy Steer	(2) 1225-P-1264 (2) R210088	(4) R210223 (2) R210224 (4) R210225	(2) 3101-T-1086	New kit for Meritor Universal knuckle axles
R200281	1.794"	9.050"	B	Bronze	(4) R210110	(2) R210223 (2) R210224 (2) R210225		
R200167	1.794"	9.120"	B	Nylon	(4) R210072	(2) R210223 (2) R210224 (2) R210225	(2) 3101-E-109	
R200172	1.794"	9.120"	B	Bronze	(4) R210074	(2) R210223 (2) R210224 (2) R210225	(2) 3101-E-109	
R201424	1.794"	9.180"	B	Easy Steer	(2) 1225-P-1264 (2) R210088	(2) R210223 (2) R210224 (6) R210225	(2) 3101-C-1069	fixed
R200273	1.794"	10.070"	B	Bronze	(4) R210047	(2) R210223 (2) R210224 (2) R210225		
R200061	1.794"	10.070"	B	Bronze	(4) R210047	(2) R210223 (2) R210224 (2) R210225		
R200051	1.794"	10.070"	B	Bronze	(4) R210047	(2) R210223 (2) R210224 (2) R210225		
R200276	1.794"	10.070"	B	Easy Steer	(4) R210088	(2) R210223 (2) R210224 (2) R210225		
R200195	1.794"	10.392"	B	Bronze	(4) R210082	(4) R210223 (2) R210224 (4) R210225	(2) 3101-D-1070	
R201310	1.794"	10.392"	B	Bronze	(4) R210082	(4) R210223 (2) R210224 (4) R210225	(2) 3101-D-1070	Same as R200195 except using A1228D1356K seal & bearing combo & less zerk fittings
R201307	1.794"	10.392"	B	Easy Steer	(4) R210088	(4) R210223 (2) R210224 (4) R210225	(2) 3101-D-1070	with 7x111 & 7x112 draw keys
R201315	1.794"	10.392"	B	Easy Steer	(4) R210088	(4) R210223 (2) R210224 (4) R210225	(2) 3101-D-1070	Same as R201307 except using 7x1002 & 7x1003 draw keys - for later model Meritor axle applications
R201473	1.794"	10.392"	B	Easy Steer	(4) R210088	(4) R210223 (2) R210224 (4) R210225	(2) 3101-D-1070	Same as R201307 except using 7x111 & 7x1003 draw keys

KING PIN KIT IDENTIFICATION — STRAIGHT TYPE

KING PINS

KING PIN KIT PART NO.	KING PIN DIA.	KING PIN LENGTH	KING PIN TYPE	BUSHING TYPE	BUSHING	SHIM	KING PIN	COMMENTS
R201309	1.794"	10.392"	B	Easy Steer	(4) R210088	(4) R210223 (2) R210224 (4) R210225	(2) 3101-D-1070	Same as R201307 except using A1228D1356K seal & bearing combo & less zerk fittings
R201319	1.794"	10.392"	B	Easy Steer	(4) R210088	(4) R210223 (2) R210224 (4) R210225	(2) 3101-D-1070	Same as R201309 except using 7x111 & 7x1003 draw keys - for later model Meritor axle applications
R201425	1.794"	10.392"	B	Easy Steer	(4) R210088	(4) R210223 (2) R210224 (4) R210225	(2) 3101-D-1070	Same as R201319 except using (2) 2297B7230 king pin caps & additional 7x113 draw keys
R200193	1.794"	10.410"	B	Bronze	(4) R210082	(2) R210223 (2) R210224 (2) R210225	(2) 3101-P-146	Uses 1199V3220 king pin cap
R200199	1.794"	10.410"	B	Bronze	(4) R210082	(2) R210223 (2) R210224 (2) R210225	(2) 3101-P-146	Uses 2297T4752Z king pin cap
R200069	1.810"	10.375"	A	Bronze	(4) R210020	(2) R210227 (2) R210253		
R200067	1.810"	10.531"	A	Bronze	(4) R210020	(2) R210227 (2) R210253		
R200068	1.810"	10.531"	A	Bronze	(4) R210020	(2) R210227 (2) R210253		
R200017	1.810"	10.781"	A	Bronze	(4) R210020	(2) R210227 (2) R210253		
R200250	1.873"	9.965"	A	Composite	(4) R210101	(2) R210228 (2) R210230 (2) R210231		
R201426	1.921"	9.870"	B	Bronze		(2) SM107 (4) SM108		
R201486	1.921"	9.870"	B	Composite		(2) SM107 (4) SM108		
R201482	1.999"	10.787"	B	Easy Steer	(4) R210089	(2) R210228 (2) R210229 (2) R210230 (2) R210231	(2) 3101-P-1082	
R200168	1.999"	11.040"	B	Nylon	(4) R210076	(2) R210228 (2) R210230	(2) 3101-A-105	
R200170	1.999"	11.040"	B	Bronze	(4) R210077	(2) R210228 (2) R210230	(2) 3101-A-105	
R200191	1.999"	11.040"	B	Bronze	(4) R210077	(2) R210228 (2) R210230 (2) R210231	(2) 3101-A-105	Same as R200170 except with additional assortment of draw keys & extra shims

KING PIN KIT IDENTIFICATION — STRAIGHT TYPE

KING PIN KIT PART NO.	KING PIN DIA.	KING PIN LENGTH	KING PIN TYPE	BUSHING TYPE	BUSHING	SHIM	KING PIN	COMMENTS
R200198	1.999"	11.212"	B	Bronze	(4) R210085	(2) R210228 (2) R210229 (2) R210230 (2) R210231	(2) 3101-V-178	
R200189	1.999"	11.040"	B	Bronze	(4) R210077	(2) R210228 (2) R210230	(2) 3101-A-105	Same as R200170 except less king pin caps & cap-screws
R201312	1.999"	11.212"	B	Easy Steer	(4) R210089	(2) R210228 (2) R210229 (2) R210230 (2) R210231	(2) 3101-V-178	
R200285	1.999"	11.212"	B	Easy Steer	(4) R210089	(2) R210228 (2) R210229 (2) R210230 (2) R210231	(2) 3101-V-178	Same as R201312 except bearing and seal - for Ford applications not using upper seal
R201476	1.999"	11.212"	B	Easy Steer	(4) R210089	(2) R210228 (2) R210229 (2) R210230 (2) R210231	(2) 3101-V-178	Same as R201312 except draw keys & capscrews -used for later Meritor application axles
R201477	1.999"	11.212"	B	Easy Steer	(4) R210089	(2) R210228 (2) R210229 (2) R210230 (2) R210231	(2) 3101-V-178	Same as R201476 except bearing & seal - used for applications not using the upper seal
R201607	1.999"	11.212"	B	Bronze	(4) R210085	(2) R210228 (2) R210229 (2) R210230 (2) R210231	(2) 3101-G-1073	Same as R200198 except king pin & draw key - used in latest Meritor MFS axle applications.
R201475	1.999"	11.212"	B	Easy Steer	(4) R210089	(2) R210228 (2) R210229 (2) R210230 (2) R210231	(2) 3101-G-1073	Same as R201476 except king pin & draw key - used in latest Meritor MFS axle applications.
R201427	2.046"	10.120"	B	Bronze	(4) R210109	(2) SM107 4) SM108		
R201485	2.046"	10.120"	B	Composite	(4) BU401	(2) SM107 (4) SM108		
R200279	2.046"	11.000"	B	Bronze	(4) R210109	(2) SM107 (4) SM108		
R200194	2.061"	13.250"	B	Bronze	(4) R210066	(2) 1244-A-1249 (2) 1244-V-1244 (2) 1244-W-1245 (2) 1244-X-1246 (2) 1244-Y-1247 (2) 1244-Z-1248	(2) 3101-R-174	

KING PIN KIT IDENTIFICATION — TAPERED TYPE

KING PIN KIT PART NO.	LARGE DIA.	SMALL DIA.	KING PIN LENGTH	KING PIN TYPE	THD. LGTH.	THD. SIZE	BUSHING TYPE	BUSHING	SHIM	KING PIN	ADDITIONAL CONTENTS / NOTES
R200022	1.434"	1.186"	8.750"	D	.937"	1"-14	Nylon	(2) R210010 (2) R210023 (2) R210024	(6) R210208		(2) Cotter Pins, (2) Snap Rings, (6) Screws, (4) Gaskets, (2) Retainers, (2) Washers, (2) Nuts, (2) Plugs
R200011	1.434"	1.186"	8.750"	D	.937"	1"-14	Bronze	(2) R210010 (2) R210011 (2) R210012	(6) R210208		(2) Washers, (2) Cotter Pins, (2) Lock Rings, (6) Screws, (4) Gaskets, (2) Plugs, (2) Nuts
R200234	1.434"	1.186"	9.406"	D	.937"	1"-12	Bronze	(4) R210059	(6) R210208		(6) Screws, (2) Plugs, (2) Cotter Pins, (2) Gaskets, (2) Lock Rings, (2) Nuts
R200064	1.500"	1.250"	7.400"	E			Bronze	(2) R210050			(4) Seals, (2) Plugs, (2) Needle Bearings
R200123	1.607"	1.308"	9.750"	D	.937"	1.125"-12	Nylon	(2) R210064 (4) R210063	(2) R210212 (2) R210213 (2) R210241	(2) 3101B80	(2) Nuts, (6) Washers, (2) Caps, (6) Capscrews, (2) Gaskets, (2) Cotter Pins, (2) Plugs, (2) Snap Rings, (4) Spacers
R200186	1.607"	1.308"	9.750"	D	.937"	1.125"-12	Bronze	(2) R210071 (4) R210064	(2) R210212 (2) R210213 (2) R210241	(2) 3101B80	(2) Gaskets, (2) Plugs, (2) Snap Rings
R200144	1.607"	1.308"	9.750"	D	.937"	1.125"-12	Bronze	(2) R210064 (4) R210071	(2) R210212 (2) R210213 (2) R210241	(2) 3101B80	(2) Nuts, (6) Washers, (2) Gaskets, (2) Cotter Pins, (2) Plugs, (2) Snap Rings
R200065	1.625"	1.375"	7.470"	E			Bronze	(2) R210052			(2) Seals, (2) Plugs, (2) Needle Bearings
R200145	1.794"	1.308"	10.750"	D	.750"	1.125"-12	Nylon	(2) R210061 (4) R210092	(2) R210212 (2) R210213	(2) 3101C81	(2) Nuts, (6) Washers, (6) Capscrews, (2) Gaskets, (2) Caps, (2) Cotter Pins, (2) Plugs, (2) Snap Rings
R200121	1.794"	1.308"	10.750"	D	.750"	1.125"-12	Bronze	(2) R210061 (4) R210062	(2) R210212 (2) R210213 (2) R210241	(2) 3101C81	(2) Nuts, (6) Washers, (6) Capscrews, (2) Gaskets, (2) Caps, (2) Cotter Pins, (2) Plugs, (2) Snap Rings
R200146	1.794"	1.400"	10.688"	D	.995"	1.125"-12	Nylon	(2) R210073 (4) R210072	(2) R210205 (2) R210216	(2) 3101W101	(2) Seals, (2) Nuts, (2) Caps, (10) Washers, (6) Capscrews, (2) Gaskets, (2) Cotter Pins
R200153	1.794"	1.400"	10.688"	D	.995"	1.125"-12	Bronze	(2) R210073 (4) R210074	(2) R210205 (2) R210216	(2) 3101W101	(2) Seals, (2) Nuts, (8) Washers, (6) Capscrews, (2) Gaskets, (2) Caps, (2) Cotter Pins
R200072	2.098"	1.746"	12.843"	D	2.06"	1.50"-12	Bronze	(2) R210054 (2) R210055			(4) Gaskets
R200071	2.125"	1.750"	8.750"	E			Bronze	(2) R210056 (2) R210095			(4) Seals, (2) Plugs, (2) Needle Bearings
R200282	1.614"	1.309"	8.04"	D	1.26"	M30 x 2.0	Bronze	(2) 1225D1252		(2) 3101T1008	GM12540328
R200283	1.890"	1.500"	9.20"	D	1.12"	M30 x 2.0	Bronze	(2) 1225C1251		(2) 3101U1009	GM12540329
R200284	1.890"	1.500"	9.60"	D	1.18"	M30 x 2.0	Bronze	(2) 1225C1251		(2) 3101V1010	GM12540330

KING PIN KIT TO BUSHING

KING PIN KIT	BUSHING TYPE	BUSHING NO.	QTY. PER KIT	MERITOR PRODUCTION NO.
KIT1320	Easy Steer	R210107	4	1225-E-1253
R200001	Bronze	R210001	4	
R200002	Bronze	R210001	4	
R200003	Bronze	R210002	4	
R200006	Bronze	R210006	4	
R200007	Bronze	R210007	4	
R200008	Bronze	R210008	4	
R200011	Bronze	R210010	2	
		R210011	2	
		R210012	2	
R200012	Bronze	R210013	4	
R200014	Bronze	R210016	2	
		R210017	2	
R200017	Bronze	R210020	4	
R200018	Bronze	R210021	4	
R200019	Bronze	R210021	4	
R200020	Bronze	R210022	4	
R200021	Bronze	R210012	4	
R200022	Nylon	R210010	2	
		R210023	2	
		R210024	2	
R200024	Nylon	R210026	4	
R200025	Bronze	R210027	4	
R200026	Nylon	R210028	4	
R200027	Bronze	R210001	4	
R200028	Nylon	R210029	4	
R200029	Bronze	R210030	4	
R200033	Nylon	R210034	4	
R200034	Bronze	R210032	4	
R200035	Bronze	R210035	4	
R200036	Bronze	R210035	4	
R200039	Bronze	R210038	4	
R200040	Bronze	R210035	4	
R200041	Bronze	R210039	2	
		R210040	2	
R200042	Bronze	R210033	4	
R200043	Nylon	R210034	4	
R200044	Bronze	R210041	4	
R200045	Nylon	R210042	4	
R200046	Bronze	R210043	4	
R200047	Nylon	R210044	4	
R200049	Bronze	R210045	4	

KING PIN KIT	BUSHING TYPE	BUSHING NO.	QTY. PER KIT	MERITOR PRODUCTION NO.
R200050	Bronze	R210046	4	
R200051	Bronze	R210047	4	
R200052	Bronze	R210048	4	
R200054	Bronze	R210032	4	
R200055	Bronze	R210033	4	
R200056	Nylon	R210034	4	
R200057	Bronze	R210033	4	
R200061	Bronze	R210047	4	
R200062	Bronze	R210045	4	
R200064	Bronze	R210050	2	
R200065	Bronze	R210052	2	
R200066	Bronze	R210053	4	
R200067	Bronze	R210020	4	
R200068	Bronze	R210020	4	
R200069	Bronze	R210020	4	
R200070	Nylon	R210031	4	
R200071	Bronze	R210056	2	
		R210095	2	
R200072	Bronze	R210054	2	
		R210055	2	
R200073	Bronze	R210033	4	
R200074	Bronze	R210033	4	
R200075	Bronze	R210033	4	
R200121	Bronze	R210061	2	1225-J-296
		R210062	4	1225-K-297
R200123	Nylon	R210064	2	1225-Z-338
		R210063	4	1225-W-517
R200142	Bronze	R210069	4	1225-G-761
R200143	Bronze	R210070	4	1225-B-366
R200144	Bronze	R210064	2	1225-Z-338
		R210071	4	1225-Y-337
R200145	Nylon	R210061	2	1225-J-296
		R210092	4	1225-N-534
R200146	Nylon	R210073	2	1225-U-437
		R210072	4	1225-B-522
R200153	Bronze	R210073	2	1225-U-437
		R210074	4	1225-V-750
R200154	Nylon	R210068	4	1225-A-521
R200155	Nylon	R210075	4	1225-D-524
R200156	Nylon	R210063	4	1225-W-517
R200157	Bronze	R210071	4	1225-Y-337
R200167	Nylon	R210072	4	1225-B-552
R200168	Nylon	R210076	4	1225-C-523

KING PIN KIT TO BUSHING

KING PIN KIT	BUSHING TYPE	BUSHING NO.	QTY. PER KIT	MERITOR PRODUCTION NO.
R200170	Bronze	R210077	4	1225-F-488
R200172	Bronze	R210074	4	1225-V-750
R200173	Bronze	R210079	4	1225-N-248
R200186	Bronze	R210071 R210064	2 4	1225-Y-337 1225-Z-338
R200189	Bronze	R210077	4	1225-F-488
R200191	Bronze	R210077	4	1225-F-488
R200193	Bronze	R210082	4	1225-D-836
R200194	Bronze	R210066	4	1225-F-318
R200195	Bronze	R210082	4	1225-D-836
R200196	Bronze	R210083	4	1225-V-828
R200198	Bronze	R210085	4	1225-L-818
R200199	Bronze	R210082	4	1225-D-836
R200210	Bronze	R210048	4	
R200226	Bronze	R210009	4	
R200234	Bronze	R210059	4	
R200250	Composite	R210101	4	
R200251	Composite	R210100	4	
R200265	Bronze	R210104	4	
R200266	Bronze	R210030	4	
R200267	Composite	R210100	4	
R200268	Bronze	R210048	4	
R200269	Bronze	R210102	4	
R200270	Bronze	R210102	4	
R200272	Bronze	R210103	4	
R200273	Bronze	R210047	4	
R200275	Bronze	R210046	4	
R200276	Easy Steer	R210088	4	1225-W-985
R200278	Composite	R210105	4	
R200279	Bronze	R210109	4	
R200280	Bronze	R210041	4	
R200281	Bronze	R210110	4	
R200282	Bronze	1225-D-1252	2	1225-D-1252
R200283	Bronze	1225-C-1251	2	1225-C-1251
R200284	Bronze	1225-C-1251	2	1225-C-1251
R200285	Easy Steer	R210089	4	1225-A-1041

KING PIN KIT	BUSHING TYPE	BUSHING NO.	QTY. PER KIT	MERITOR PRODUCTION NO.
R201300	Bronze	R210086	4	1225-B-938
R201307	Easy Steer	R210088	4	1225-W-985
R201309	Easy Steer	R210088	4	1225-W-985
R201310	Bronze	R210082	4	1225-D-836
R201312	Easy Steer	R210089	4	1225-A-1041
R201314	Bronze	R210096	4	1225-E-1149
R201315	Easy Steer	R210088	4	1225-W-985
R201318	Easy Steer	R210108	4	1225-Z-1248
R201319	Easy Steer	R210088	4	1225-W-985
R201419	Easy Steer	1225-P-1264	4	
R201424	Easy Steer	1225-P-1264 R210088	2 2	1225-P-1264 1225-W-985
R201425	Easy Steer	R210088	4	1225-W-985
R201427	Bronze	R210109	4	
R201473	Easy Steer	R210088	4	1225-W-985
R201474	Easy Steer	1225-C-1329	4	
R201475	Easy Steer	R210089	4	1225-A-1041
R201476	Easy Steer	R210089	4	1225-A-1041
R201477	Easy Steer	R210089	4	1225-A-1041
R201478	Easy Steer	1225-H-1074	4	
R201479	Easy Steer	1225-B-1328	4	
R201482	Easy Steer	R210089	4	1225-A-1041
R201483	Easy Steer	1225-B-1328	4	
R201484	Easy Steer	1225-C-1329	4	
R201485	Composite	BU401	4	
R201487	Composite	BU398	4	
R201488	Easy Steer	1225-P-1264	4	
R201489	Easy Steer	1225-P-1264	4	
R201490	Easy Steer	1225-P-1264	4	
R201600	Easy Steer	R210089	4	1225-A-1041
R201601	Bronze	R210109	4	
R201602	Bronze	R210106	4	
R201604	Easy Steer	1225-C-1329	4	
R201605	Easy Steer	1225-C-1329	4	
R201606	Easy Steer	1225-C-1329	4	
R201607	Bronze	R210085	4	1225-L-818
R201608	Easy Steer	1225-P-1264 R210088	2 2	1225-P-1264 1225-W-985

BUSHING TO KING PIN KIT

BUSHING NUMBER	BUSHING TYPE	KING PIN KIT	QTY PER KIT	MERITOR PRODUCTION NO.
1225-B-1328	Easy Steer	R201479	4	
		R201483	4	
1225-C-1251	Bronze	R200283	2	1225C1251
		R200284	2	
		R201474	4	
		R201484	4	
1225-C-1329	Easy Steer	R201604	4	
		R201605	4	
		R201606	4	
1225-D-1252	Bronze	R200282	2	1225D1252
1225-H-1074	Easy Steer	R201478	4	
		R201419	4	
1225-P-1264	Easy Steer	R201424	2	
		R201488	4	
		R201489	4	
		R201490	4	
		R201608	2	
		R200001	4	
R210001	Bronze	R200002	4	
		R200027	4	
R210002	Bronze	R200003	4	
R210006	Bronze	R200006	4	
R210007	Bronze	R200007	4	
R210008	Bronze	R200008	4	
R210009	Bronze	R200226	4	
R210010	Bronze	R200011	2	
R210010	Nylon	R200022	2	
R210011	Bronze	R200011	2	
R210012	Bronze	R200011	2	
		R200021	4	
R210013	Bronze	R200012	4	
R210016	Bronze	R200014	2	
R210017	Bronze	R200014	2	
R210020	Bronze	R200017	4	
		R200067	4	
		R200068	4	
		R200069	4	
R210021	Bronze	R200018	4	
		R200019	4	

BUSHING NUMBER	BUSHING TYPE	KING PIN KIT	QTY PER KIT	MERITOR PRODUCTION NO.
R210022	Bronze	R200020	4	
R210023	Nylon	R200022	2	
R210024	Nylon	R200022	2	
R210026	Nylon	R200024	4	
R210027	Bronze	R200025	4	
R210028	Nylon	R200026	4	
R210029	Nylon	R200028	4	
R210030	Bronze	R200029	4	
		R200266	4	
R210031	Nylon	R200070	4	
R210032	Bronze	R200034	4	
		R200054	4	
		R200042	4	
		R200055	4	
R210033	Bronze	R200057	4	
		R200073	4	
		R200074	4	
		R200075	4	
R210034	Nylon	R200033	4	
		R200043	4	
		R200056	4	
		R200035	4	
R210035	Bronze	R200036	4	
		R200040	4	
R210038	Bronze	R200039	4	
R210039	Bronze	R200041	2	
R210040	Bronze	R200041	2	
		R200044	4	
R210041	Bronze	R200280	4	
		R200045	4	
R210042	Nylon	R200045	4	
R210043	Bronze	R200046	4	
R210044	Nylon	R200047	4	
		R200049	4	
R210045	Bronze	R200062	4	
		R200050	4	
R210046	Bronze	R200275	4	
		R200051	4	
R210047	Bronze	R200061	4	
		R200273	4	

BUSHING TO KING PIN KIT

BUSHING NUMBER	BUSHING TYPE	KING PIN KIT	QTY PER KIT	MERITOR PRODUCTION NO.
R210048	Bronze	R200052	4	
		R200210	4	
		R200268	4	
R210050	Bronze	R200064	2	
R210052	Bronze	R200065	2	
R210053	Bronze	R200066	4	
R210054	Bronze	R200072	2	
R210055	Bronze	R200072	2	
R210056	Bronze	R200071	2	
R210059	Bronze	R200234	4	
R210061	Metal	R200121	2	1225-J-296
		R200145	2	
R210062	Bronze	R200121	4	1225-K-297
R210063	Nylon	R200123	4	1225-W-517
		R200156	4	
R210064	Metal	R200123	2	
		R200144	2	1225-Z-338
		R200186	4	
R210066	Bronze	R200194	4	1225-F-318
R210068	Nylon	R200154	4	1225-A-521
R210069	Bronze	R200142	4	1225-G-761
R210070	Bronze	R200143	4	1225-B-366
		R200144	4	
R210071	Bronze	R200157	4	1225-Y-337
		R200186	2	
		R200146	4	1225-B-522
R210072	Nylon	R200167	4	
		R200146	2	1225-U-437
R210073	Metal	R200153	2	
		R200153	2	
R210074	Bronze	R200153	4	1225-V-750
		R200172	4	
R210075	Nylon	R200155	4	1225-D-524
R210076	Nylon	R200168	4	1225-C-523
R210077	Bronze	R200170	4	
		R200189	4	1225-F-488
		R200191	4	
R210079	Bronze	R200173	4	1225-N-248
R210082	Bronze	R200193	4	
		R200195	4	1225-D-836
		R200199	4	
		R201310	4	

BUSHING NUMBER	BUSHING TYPE	KING PIN KIT	QTY PER KIT	MERITOR PRODUCTION NO.
R210083	Bronze	R200196	4	1225-V-828
R210085	Bronze	R200198	4	1225-L-818
		R201607	4	
R210086	Bronze	R201300	4	1225-B-938
R210088	Easy Steer	R200276	4	
		R201307	4	
		R201309	4	
		R201315	4	
		R201319	4	1225-W-985
		R201424	2	
		R201425	4	
		R201473	4	
		R201608	2	
		R200285	4	
R210089	Easy Steer	R201312	4	
		R201475	4	
		R201476	4	1225-A-1041
		R201477	4	
		R201482	4	
		R201600	4	
R210092	Nylon	R200145	4	1225-N 534
R210095	Bronze	R200071	2	
R210096	Bronze	R201314	4	1225-E-1149
R210100	Composite	R200251	4	
		R200267	4	
R210101	Composite	R200250	4	
R210102	Bronze	R200269	4	
		R200270	4	
R210103	Bronze	R200272	4	
R210104	Bronze	R200265	4	
R210105	Composite	R200278	4	
R210106	Bronze	R201602	4	
R210107	Easy Steer	KIT1320	4	1225-E-1253
R210108	Easy Steer	R201318	4	1225-Z-1248
		R200279	4	
		R201427	4	
R210109	Bronze	R201601	4	
		R200281	4	
R210110	Bronze	R200281	4	

KIT1320

Easy Steer



**Meritor
Production
Number**

**Cross
Reference**

R200001

Bronze



**Meritor
Production
Number**

**Cross
Reference** 300107
FKP38B
SP621475

R200017

Bronze



**Meritor
Production
Number**

**Cross
Reference** 300136 FKP59B
300142 SP621443
306134

R200020

Bronze



**Meritor
Production
Number**

**Cross
Reference** FKP35B

R200021

Bronze



**Meritor
Production
Number**

**Cross
Reference** 171158 306163
171159 FKP37B
300171 FKP37N
300182 FKP50B
306160 FKP53B10

R200024

Nylon



**Meritor
Production
Number**

**Cross
Reference** 300172
FKP39N
SP621473

R200034

Bronze



**Meritor
Production
Number**

**Cross
Reference** 300194 460.161B
306132 FKP51B

R200035

Bronze



**Meritor
Production
Number**

**Cross
Reference** FKP60B



R200036	Bronze
Meritor Production Number	Cross Reference 300198 460.695B FKP61B SP621524



R200039	Bronze
Meritor Production Number	Cross Reference FKP63B



R200041	Bronze
Meritor Production Number	Cross Reference FKP56B



R200042	Bronze
Meritor Production Number	Cross Reference 171150 460.160B 171151 FKP68B 300205 FKP68N 300206 SP621491 300250



R200043	Nylon
Meritor Production Number	Cross Reference FKP68N



R200044	Bronze
Meritor Production Number	Cross Reference 300207 FKP69B 306124 SP62153 470.162B



R200045	Nylon
Meritor Production Number	Cross Reference FKP70N SP621547



R200046	Bronze
Meritor Production Number	Cross Reference 300208 FKP70B 300209 FKP70N 306117 SP621548 460.164B

R200049

Bronze



**Meritor
Production
Number**

**Cross
Reference** 300214 FKP74B
460.172B SP621549

R200050

Bronze



**Meritor
Production
Number**

**Cross
Reference** 300215 FKP73B
306126 SP621551
460.170B

R200051

Bronze



**Meritor
Production
Number**

**Cross
Reference** 171164 460.168B
300217 FKP72B
306165 SP621550

R200055

Bronze



**Meritor
Production
Number**

**Cross
Reference** 171060 306139
171061 460.165B
300221 FKP77B
300222

R200056

Nylon



**Meritor
Production
Number**

**Cross
Reference** FKP77N
FKP77N

R200062

Bronze



**Meritor
Production
Number**

**Cross
Reference** 300228 FKP81B
460.186B SP621563

R200066

Bronze



**Meritor
Production
Number**

**Cross
Reference** 171294 460.196B
300233 FKP86B
306135 SP621582

R200067

Bronze



**Meritor
Production
Number**

**Cross
Reference** 300234 FKP89B
306138 SP621577
460.201B

R200068

Bronze



**Meritor
Production
Number**

Cross Reference 300235 FKP88B
306137 SP621576

R200069

Bronze



**Meritor
Production
Number**

Cross Reference FKP87B
SP621575

R200070

Nylon



**Meritor
Production
Number**

Cross Reference FKP60N

R200075

Bronze



**Meritor
Production
Number**

Cross Reference 460.467B
FKP77B2

R200142

Bronze



**Meritor
Production
Number** KIT 142

Cross Reference 300158 FKP53B
300159 FKP53N
306161 SP621414

R200143

Bronze



**Meritor
Production
Number** KIT 143

Cross Reference 460.116B
FKP46B
SP621421

R200154

Nylon



**Meritor
Production
Number** KIT 154

Cross Reference FKP53N
SP621425

R200155

Nylon



**Meritor
Production
Number** KIT 155

Cross Reference 300-140
FKP46N
SP621431

R200156

Nylon



**Meritor
Production
Number** KIT 156

**Cross
Reference** FKP49N
SP621514

R200157

Bronze



**Meritor
Production
Number** KIT 157

**Cross
Reference** 171140
171141
300195
300196
306168
460.122B
FKP49B
FKP49N
SP621506

R200167

Nylon



**Meritor
Production
Number** KIT 167

**Cross
Reference** FKP37N
SP621464

R200168

Nylon



**Meritor
Production
Number** KIT 168

**Cross
Reference** 171179
300211
FKP52N
SP621512

R200172

Bronze



**Meritor
Production
Number** KIT 172

**Cross
Reference** 300182
460.519B
FKP37B
FKP37B50B
SP621507

R200173

Bronze



**Meritor
Production
Number** KIT 173

**Cross
Reference** SP621515

R200189

Bronze



**Meritor
Production
Number**

**Cross
Reference**


R200191


Bronze





**Meritor
Production
Number**

**Cross
Reference**

R200193		Bronze	
			
Meritor Production Number	KIT 193	Cross Reference	171172 20-2570 300204 460.148B FKP62B


R200194		Bronze	
			
Meritor Production Number	KIT 194	Cross Reference	


R200195		Bronze	
			
Meritor Production Number	KIT 195	Cross Reference	171174 20-2610 300232 306166 460.204B FKP90B SP621572

R200196		Bronze	
			
Meritor Production Number	KIT 196	Cross Reference	

R200198		Bronze	
			
Meritor Production Number	KIT 198	Cross Reference	300216 460.166B FKP71B SP621554

R200199		Bronze	
			
Meritor Production Number	KIT 199	Cross Reference	300204 FKP62B SP621525

R200251		Composite	
			
Meritor Production Number		Cross Reference	300258 300275 460.220CW FKP101B FKP101C FKP116B FKP98C SP621553

R200267		Composite	
			
Meritor Production Number		Cross Reference	300257 FKP98B FKP98C

R200268

Bronze



**Meritor
Production
Number**

**Cross
Reference** 300268
460.244B
FKP110B

R200269

Bronze



**Meritor
Production
Number**

**Cross
Reference** 300274
460.254B
FKP115B

R200270

Bronze



**Meritor
Production
Number**

**Cross
Reference** 460.254BW
FKP116B

R200272

Bronze



**Meritor
Production
Number**

**Cross
Reference** 300260
460.454B
FKP104B

R200276

Easy Steer



**Meritor
Production
Number**

**Cross
Reference** 300261 FKP107B
460.168C FKP107C

R200279

Bronze



**Meritor
Production
Number**

**Cross
Reference** 300278
460.457B
460.506C

R200280

Bronze



**Meritor
Production
Number**

**Cross
Reference** 300286
460.264B
FKP120B


R200281

Bronze





**Meritor
Production
Number**

**Cross
Reference** 300293 460.286B
300297 FKP131B


R200285 Easy Steer		
		
Meritor Production Number	Cross Reference	171180 306167 300216 FKP71B


R201307 Easy Steer		
		
Meritor Production Number	Cross Reference	KIT 1307 300242 FKP97C 460.204C SP621593 FKP97B

R201309 Easy Steer		
		
Meritor Production Number	Cross Reference	KIT 1309 300244 FKP100C 460.208C SP621592

R201310 Bronze		
		
Meritor Production Number	Cross Reference	KIT 1310 300-264 FKP92B 460.208B SP621583

R201312 Easy Steer		
		
Meritor Production Number	Cross Reference	KIT 1312 300265 FKP99C 460.166C SP621590

R201314 Bronze		
		
Meritor Production Number	Cross Reference	KIT 1314 300-296 FKP92B 460.117B

R201315 Easy Steer		
		
Meritor Production Number	Cross Reference	KIT 1315 300266 FKP111C 460.246C SP621604 FKP111B

R201318 Easy Steer		
		
Meritor Production Number	Cross Reference	KIT 1318 300324 FKP97C 460.325C SP621593

R201319

Easy Steer



Meritor
Production
Number

Cross
Reference 300332
460.469C

R201419

Easy Steer



Meritor
Production
Number KIT 1419

Cross
Reference 300295
300299
460.518C

R201424

Easy Steer



Meritor
Production
Number

Cross
Reference 300312
460.526C

R201425

Bronze



Meritor
Production
Number

Cross
Reference 460.262C

R201426

Easy Steer



Meritor
Production
Number

Cross
Reference 2621635 460.260B
300276 FKP-118-B

R201427

Bronze



Meritor
Production
Number

Cross
Reference 300277
FKP119B

R201473

Easy Steer



Meritor
Production
Number

Cross
Reference 300334
460.533C

R201474

Easy Steer



Meritor
Production
Number

Cross
Reference 300316
460.530C

R201475 Easy Steer



Meritor Production Number	Cross Reference 300310 460.528C 460.537C
----------------------------------	---

R201476 Easy Steer



Meritor Production Number	Cross Reference 300330
----------------------------------	-------------------------------

R201477 Easy Steer




Meritor Production Number	Cross Reference 460.537B
----------------------------------	---------------------------------

R201478 Easy Steer



Meritor Production Number	Cross Reference
----------------------------------	------------------------

R201479 Easy Steer



Meritor Production Number	Cross Reference 300314 460.532C
----------------------------------	---

R201482 Easy Steer




Meritor Production Number	Cross Reference
----------------------------------	------------------------

R201483 Easy Steer



Meritor Production Number	Cross Reference
----------------------------------	------------------------

R201484 Easy Steer



Meritor Production Number	Cross Reference
----------------------------------	------------------------

R201485

Composite



Meritor
Production
Number

Cross
Reference

R201488

Easy Steer



Meritor
Production
Number

Cross
Reference

R201489

Easy Steer



Meritor
Production
Number

Cross
Reference

R201490

Easy Steer



Meritor
Production
Number

Cross
Reference

R201604

Easy Steer



Meritor
Production
Number

Cross
Reference

R201605

Easy Steer



Meritor
Production
Number

Cross
Reference

R201606 Easy Steer	
Meritor Production Number	Cross Reference

R201607 Bronze	
Meritor Production Number	Cross Reference

R201608 Easy Steer	
Meritor Production Number	Cross Reference

R200011

Nylon



**Meritor
Production
Number**

Cross Reference 300128 FKP27B
306127 SP621406

R200022

Bronze



**Meritor
Production
Number**

Cross Reference 300163 FKP27N
SP621467

R200071

Easy Steer



**Meritor
Production
Number**

Cross Reference 300245 460.212B
306158 FKP94B

R200121

Bronze



**Meritor
Production
Number** KIT 121

Cross Reference

R200123

Nylon



**Meritor
Production
Number** KIT 123

Cross Reference 171231 FKP11N
300-150 SP621422





R200144

Bronze



**Meritor
Production
Number** KIT 144

Cross Reference 171230 FKP11B
300-125 SP621364
306136

R200145		Nylon	
			
Meritor Production Number	KIT 145	Cross Reference	
R200153		Bronze	
			
Meritor Production Number	KIT 153	Cross Reference	FKP30B
R200186		Bronze	
			
Meritor Production Number	KIT 186	Cross Reference	
R200284		Bronze	
			
Meritor Production Number		Cross Reference	300289 460.492B FKP123B

SHIMS BY I.D.














PART NUMBER	PRODUCTION NUMBER	INSIDE DIAMETER	OUTSIDE DIAMETER	THICKNESS
R210252		.875"	1.562"	.005"
R210258		.953"	1.750"	.005"
R210232	2203-E-109	1.125"	1.813"	.005"
R210233	2203-F-110	1.125"	1.813"	.016"
R210207		1.156"	1.750"	.010"
R210208		1.200"	1.938"	.005"
R210234	2203-R-200	1.250"	2.000"	.005"
R210235	2203-S-201	1.250"	2.000"	.008"
R210236	2203-T-202	1.250"	2.000"	.013"
R210237	2203-U-203	1.250"	2.000"	.024"
R210211		1.281"	1.875"	.010"
R210210		1.281"	2.000"	.005"
R210259		1.281"	2.000"	.015"
R210241	2203-J-3000	1.325"	2.500"	.005"
R210212	2203-V-2856	1.325"	2.500"	.010"
R210213	2203-A-807	1.325"	2.500"	.015"
R210214		1.391"	2.234"	.005"
R210205	2203-G-2997	1.445"	2.500"	.005"
R210216	2203-Y-2027	1.445"	2.500"	.015"
R210218		1.500"	2.375"	.005"
R210272	2803-G-2633	1.510"	2.500"	.005"

SHIMS BY I.D.









PART NUMBER	PRODUCTION NUMBER	INSIDE DIAMETER	OUTSIDE DIAMETER	THICKNESS
R210273	2803-H-2634	1.510"	2.500"	.010"
R210267	2203-L-272	1.516"	2.375"	.015"
R210219	2203-C-3903	1.618"	2.500"	.005"
R210220	2203-D-3904	1.618"	2.500"	.010"
R210221	2203-Z-2028	1.618"	2.500"	.015"
R210255		1.625"	2.687"	.010"
R210254	2203-E-213	1.625"	2.687"	.015"
R210222		1.625"	2.688"	.005"
R210264		1.660"	2.625"	.005"
R210265		1.660"	2.625"	.010"
R210249		1.766"	2.875"	.010"
R210223	2203-L-3002	1.805"	2.500"	.005"
R210224	2203-K-3001	1.805"	2.500"	.010"
R210225	2203-D-2942	1.805"	2.500"	.015"
R210227		1.875"	2.812"	.005"
R210253		1.875"	2.812"	.015"
R210228	2203-N-3004	2.010"	3.260"	.005"
R210229	2203-M-3003	2.010"	3.260"	.010"
R210230	2203-A-2835	2.010"	3.260"	.015"
R210231	2203-B-2836	2.010"	3.260"	.030"







KING PIN CAPS

	PART NUMBER	BOLT CIRCLE DIAMETER	THICKNESS	AXLE USED ON
	2297-A-5279	1.97"	.31"	FC-901
	1199-W-1687	2.28"	.09"	FC-900
	2297-F-6402	2.31"	.31"	FC-941
	1199-H-1672	2 holes at 2.44" 1 hole at 2.63"	.09"	FD-900
	1199-J-1258	2.63"	.05"	16612W
	2297-T-4752S	2.63"	.31"	17100, FF-921, MFS10, MFS12, MFS13, MFS14
	1199-V-3220	2.63"	.31"	FF-903
	1199-Y-2027	3"	.09"	FH-901
	1199-M-3237	3"	.44"	FL-931, FQ-921, MFS16, MFS18
	1199-Q-4021	2.97"	.20"	FL Series after 2004
	2297-B-7230	2.68"	.31"	171xx Series- Transit application

KING PIN CAPS - THREADED

	PART NUMBER	WIDTH ACROSS FLATS	THREAD	HEIGHT	AXLE USED ON	COMMENTS
	3280-E-9833	.875"	1.63"-20	.59"	MFS6	
	3380-Y-1429	.860"	2"-20	.62"	MFS8	
	3280-L-9762	.875"	2"-20	.66"	MFS7, MFS8	Not tapped for stud.
	A-3280-L-9762A	.875"	2"-20	.66"	MFS7, MFS8	Assembly includes .31"-18 threaded stud.
	3280-C-9831	.875"	2"-20	.75"	FF-981, FF-982, FF-986, MFS12, MFS13	
	2297-Y-8475	2.25"	2"-20	.66"	FH Series	
	3280-B-9830	.875"	2"-20	.61"	MFS7, MFS8, FF981	Not tapped for stud.
	3266-J-1518	.875"	2"-20	.61"	MFS7, MFS8, FF981	Tapped for stud - stud not included.
	A-3280-B-9830A	.875"	2"-20	.61"	MFS7, MFS8, FF981	Assembly includes .31"-18 threaded stud.
	2297-H-9082	.766"	2"-20	.34"	FF-961, FF-966, FF-967, FF-941, FF942, FG941, MFS10-14122, MFS10-14143	Only used on axles with Universal Knuckles.

KING PIN CAP GASKETS

	PART NUMBER	BOLT CIRCLE DIAMETER	THICKNESS	AXLE USED ON
	2208-N-1028	1.34"	.03"	FC-901
	2208-F-370	1.63"	.03"	FC-900
	2208-Q-615	2.28"	.09"	FE-970
	3208-D-1070	2.31"	.06"	FC-941
	2208-M-377	2.63"	.03"	16612W
	3208-M-1027	2.63"	.05"	FF-931, MFS10, MFS12, MFS13, MFS14
	2208-S-513	3"	.03"	FH-901
	3208-N-1028	3"	.05"	FL-931, MFS16, MFS18

RETAINING RINGS



PART NUMBER	INSIDE DIAMETER	OUTSIDE DIAMETER	THICKNESS	AXLE USED ON
1229-W-1115	1.04"		.05"	FAE-951
1229-W-1141		1.94"	.06"	FE-970
1229-M-1235		2.09"	.06"	16920, 16931
1229-Z-1144		2.30"	.72"	FL-901

KING PINS

CAPSCREWS



PART NUMBER	THREAD	LENGTH	COMMENTS
S-254-2	5/16"-18	.50"	Grade 8. Hexhead, Coarse thread.
S-254-Z	5/16"-18	.50"	Grade 8. Hexhead, Coarse thread, Zinc plated.
S-255-2	5/16"-18	.63"	Grade 8. Hexhead, Coarse thread.
S-256P-2	5/16"-18	.75"	Grade 8. Hexhead, Coarse thread, Phosphate coated.
S-256-Z	5/16"-18	.75"	Grade 8. Hexhead, Coarse thread, Zinc plated.
S-258-2	5/16"-18	1.00"	Grade 8. Hexhead, Coarse thread.
S-259-2	5/16"-18	1.13"	Grade 8. Hexhead, Coarse thread.
S-267-2	3/8"-16	.88"	Grade 8. Hexhead, Coarse thread.
10-X-1592	7/8"-14	4.00"	Grade 8. Hexhead.
10-X-1799	M18 x 1.5	70 mm	Grade 8. Hexhead.

KING PIN CAPSCREWS



PART NUMBER	LENGTH	THREAD SIZE	AXLE USED ON	COMMENTS
A-10-X-468	.50"	.31"-18	16920, 16931, FL-901	Includes lockwasher.
A-10-X-908	.50"	.31"-18	FE-970	Contains .125" diameter pellet.

MISCELLANEOUS SCREWS



PART NUMBER	THREAD	LENGTH	COMMENT
10-X-1323	.50"-13	1.00"	Steel, Flathead machine screw.
R005018	1/2"-13	1.00"	Steel, Flat Head machine screw
S-7812-S	.50"-13	1.50"	Steel, Flathead machine screw.

WASHERS



PART NUMBER	I.D.	O.D.	THICKNESS
1229-E-1669	.34"	.63"	.06"
1229-K-1597	.41"	.75"	.09"
1229-L-4640	2.27"	4.50"	.25"
1229-G-4713	3.50"	4.20"	.07"

LOCKWASHER



PART NUMBER	BOLT SIZE	INSIDE DIAMETER	THICKNESS	COMMENTS
WA-15K	.31"	.32"	.08"	Tension medium.
WA-16P	3/8"	.38"	.09"	Phosphate coated.

DRAW KEYS










PART NUMBER	LENGTH	NON-TAPERED END TO BEGINNING OF TAPER
7-X-8	1.88"	.13"
7-X-9	1.88"	.25"
7-X-10	1.88"	
7-X-73	2.00"	.08"
7-X-71	2.00"	.19"
7-X-72	2.00"	.38"
7-X-65	2.25"	.44"
7-X-66	2.25"	.56"
7-X-67	2.25"	.69"
7-X-70	2.50"	.56"
7-X-68	2.50"	.69"
7-X-69	2.50"	.80"

DRAW KEYS - THREADED




PART NUMBER	LENGTH	THREADED END TO BEGINNING OF TAPER	THREAD SIZE
7-X-1010	2.50"	1.16"	.44"-20
7-X-1015	2.72"	1.22"	.44"-20
7-X-112	2.81"	1.06"	.44"-20
7-X-113	3.03"	1.25"	.44"-20
7-X-1003	3.25"	1.41"	.44"-20
7-X-1011	3.34"	1.53"	7/16"-20
7-X-1002	3.68"	1.62"	.44"-20
7-X-111	3.88"	1.78"	.44"-20
7-X-114	4.69"	2.13"	.44"-20

NUTS

	PART NUMBER	THREAD	WIDTH ACROSS FLATS	THICKNESS	COMMENTS
	NL-16-1	.38"-24	.56"	.33"	Grade 8. Locking
	1227-Z-780	.44"-20	.69"	.47"	Locking Flanged nut for Draw Keys
	NL-210-1	5/8"-11	.94"	.55"	Grade 8. Locking
	NL-112-1	3/4"-26	1.13"	.64"	Grade 8. Locking
	NL-114-1	7/8"-14	1.31"	.75"	Grade 8. Locking
	13-X-163	.50"-20	.75"	.31"	Grade 8. Non-Locking
	N-19-1	.56"-18	.88"	.48"	Grade 8. Non-Locking
	N-410-1	.63"-18	.94"	.91"	Grade 8. Non-Locking
	N-514-1	.88"-14	1.31"	.86"	Slotted, Grade 8. Non-Locking
	N-214-1	.88"-14	1.31"	.91"	Slotted, Grade 8. Non-Locking
	1227-Z-1716	1.13"-12	1.97"	1.22"	Flanged Nut (Flange diameter 2.34"). Slotted, Grade 8. Non-Locking
	1227-Y-1715	1.125"-12	1.97"	1.22"	Flanged Nut (Flange diameter 2.34"). Slotted, Grade 8. Non-Locking
	1227-R-434	1-1/8"-12	1.63"	.625"	Slotted, Grade 5G. Non-Locking for King pin - FE-900, 16920, 16931 Series Axles
	1227-F-136	1-1/4"-18	2.13"	.875"	Slotted, Grade 8. Non-Locking for King pin

COTTER PINS

	PART NUMBER	LENGTH	DIAMETER
	K-2412	1.50"	.13"
	K-2414	1.75"	.13"
	K-2616	2.00"	.19"
	K-2618	2.25"	.19"

CROSSTUBES AND END ASSEMBLIES



CROSS TUBES

PART NUMBER	LENGTH W/O ENDS	LENGTH CTR. TO CTR. OF ENDS	LARGE DIA. OF CROSSTUBE/ THREAD SIZE	AXLE USED ON	ROADSIDE END	CURBSIDE END
A1-3102-Q-3865	21.54"	29.62"	1.75"/1.25"-12	FL-931	R230072	R230073
A1-3102-D-4424	41.92	61.62"	2.38"/1.25"-12	RF-16, RF-21, RF-23	A3144X1090	A3144Y1091
A-3102-A-3849	45.54"	—	1.75"/1.25"-12	FL-941	—	—
A-3102-P-4540	48.00"	—	1.62"/1.25"-12	MFS8	—	—
A2-3102-P-4540		62.25"			R230137	R230138
A2-3102-Q-4567	48.25"	72.20"	2.00"/1.625"-12	FH-941	A3144P1160	A3144Q1161
A-3102-U-4233	49.00"	—	2.50"/1.875"-12	MFS16, MFS18, MFS20	—	—
A1-3102-U-4233		66.69"			R230105	R230104
A-3102-Z-3848	49.54"	—	1.75"/1.25"-12	FL-941, FL-943	—	—
A1-3102-Z-3848		57.62"			R230072	R230073
A-3102-R-4542	50.75"	—	1.62"/1.25"-12	MFS8	—	—
A2-3102-R-4542		65.00"			R230137	R230138
A-3102-P-4566	51.17"	—	2.50"/1.875"-12	FL-931	—	—
A1-3102-P-4566		68.86"			R230105	R230104
A-3102-R-4282	51.42"	—	1.75"/1.25"-12	FL-941	—	—
A1-3102-R-4282		59.50"			R230072	R230073
A-3102-Q-3449	51.69"	—	1.50"/1.125"-12	FF-941	—	—
A2-3102-Q-3449		57.57"			R230068	R230069
A1-3102-G-1957	52.25"	55.62"	1.25"/1.00"-16	FC-901	R230062	R230063
A-3102-R-3450	53.50"	—	1.50"/1.125"-12	FD-931, FF-941	—	—
A2-3102-R-3450		59.38"			R230068	R230069
A-3102-Y-3847	53.54"	—	1.75"/1.25"-12	FL-941	—	—
A1-3102-Y-3847		61.62"			R230072	R230073
A3-3102-Y-3847		64.52"		FF-943	R230131	R230132
A-3102-T-3972	53.62"	—	1.25"/1.00"-16	FC-901	—	—
A1-3102-T-3972		58.00"			R230018	R230019
A-3102-S-4543	53.63"	—	1.62"/1.25"-12	MFS8	—	—
A2-3102-S-4543		67.87"			R230137	R230138
A-3102-T-4284	54.54"	—	1.75"/1.25"-12	FL-941	—	—
A1-3102-T-4284		62.62"			R230072	R230073
A2-3102-Q-4229	55.24"	61.13"	1.75"/1.125"-12	FG-941	R230068	R230069
A-3102-T-4544	55.25"	—	1.75"/1.25"-12	MFS8	—	—
A-3102-S-3451	55.50"	—	1.50"/1.125"-12	FD-931, FF-941	—	—
A2-3102-S-3451		61.38"			R230068	R230069

CROSSTUBES AND END ASSEMBLIES



PART NUMBER	LENGTH W/O ENDS	LENGTH CTR. TO CTR. OF ENDS	LARGE DIA. OF CROSSTUBE/ THREAD SIZE	AXLE USED ON	ROADSIDE END	CURBSIDE END
A-3102-N-4460		—			—	—
A1-3102-N-4460	55.63"	72.96"	2.50"/2.00"-12	FH-946	A3144K1103	A3144J1102
A-3102-X-4288		—			—	—
A1-3102-X-4288	55.66"	63.74"	1.75"/1.25"-12	FL-941	R230072	R230073
A2-3102-X-4288					R230131	R230132
A-3102-T-2802	56.12"	—	1.75"/1.25"-12	FH-901	—	—
A-3102-T-3452		—			—	—
A2-3102-T-3452	57.00"	62.88"	1.50"/1.125"-12	FD-931, FF-941	R230068	R230069
A1-3102-M-2899	57.34"	63.08"	1.75"/1.25"-12	FF-941	R230071	R230070
A-3102-B-3850		—			—	—
A1-3102-B-3850	57.54"	65.62"	1.75"/1.25"-12	FL-941	R230072	R230073
A1-3102-R-4516	54.54"	67.78"	1.75"/1.25"-12	MFS10, MFS12, MFS13	R230131	R230132
A-3102-Y-3873		—			—	—
A1-3102-Y-3873	57.54"	66.00"	2.00"/1.25"-12	FL-941	R230072	R230073
A-3102-G-2841		—			—	—
A1-3102-G-2841	58.00"	62.75"	1.75"/1.25"-12	FH-901	R230071	R230070
A-3102-V-3454		—			—	—
A2-3102-V-3454	58.12"	64.00"	1.75"/1.125"-12	FF-931, FF-943, FG-941	R230068	R230069
A-3102-W-3455		—			—	—
A2-3102-W-3455	58.19"	64.07"	1.50"/1.125"-12	FD-931, FF-943, FF-961	R230068	R230069
A-3102-X-3456		—			—	—
A2-3102-X-3456	58.50"	64.38"	1.50"/1.125"-12	FF-931, FF-941, FF-943, FF-961	R230068	R230069
A-3102-F-3464		—			—	—
A2-3102-F-3464	58.94"	64.82"	1.50"/1.125"-12	FF-931	R230068	R230069
A-3102-R-3476		—			—	—
A2-3102-R-3476	58.94"	64.82"	2.00"/1.125"-12	FF-941, FF-942, FF-943, FG-941	R230068	R230069
A1-3102-B-1978	59.25"	62.62"	1.25"/1.00"-16	FC-901	R230062	R230063
A-3102-N-3472		—			—	—
A2-3102-N-3472	59.37"	65.25"	1.75"/1.125"-12	FF-931, FF-943	R230068	R230069
A-3102-Y-3457		—			—	—
A1-3102-K-4379	59.38"		1.50"/1.125"-12	FD-933, FF-931, FF-941, FF-943, FF-961		
A2-3102-K-4379	59.63"	65.50"	1.50"/1.125"-12	FC-941, FF-943, FF-981, FF-982, FF-986	R230068	R230069

CROSS TUBES

CROSSTUBES AND END ASSEMBLIES



CROSS TUBES

PART NUMBER	LENGTH W/O ENDS	LENGTH CTR. TO CTR. OF ENDS	LARGE DIA. OF CROSSTUBE/ THREAD SIZE	AXLE USED ON	ROADSIDE END	CURBSIDE END
A-3102-L-4380		—			—	—
A2-3102-L-4380	59.63"	65.50"	1.75"/1.125"-12	FF-941	R230068	R230069
A3-3102-L-4380					R230241	R230230
A1-3102-D-2890V	59.63"	67.19"	1.75"/1.25"-12	FH-945	R230072	R230073
A-3102-K-3365		—			—	—
A4-3102-K-3365	59.75"	65.49"	1.75"/1.25"-12	17100	R230071	R230070
A-3102-C-4293		—			—	—
A1-3102-C-4293	60.52"	68.60"	1.75"/1.25"-12	FL-931	R230072	R230073
A-3102-Z-3458		—			—	—
A2-3102-Z-3458	60.81"	66.69"	1.50"/1.125"-12	FD-931, FF-941, FF-943, FF-961, FF-981, FF-982	R230068	R230069
A-3102-G-3465		—			—	—
A2-3102-G-3465	60.81"	66.06"	1.75"/1.125"-12	FG-941	R230068	R230069
A1-3102-H-4532	61.50"	66.69"	1.75"/1.125"-12	MFS12	R230127	R230128
A-3102-R-4438		—			—	—
A1-3102-R-4438	62.25"	69.69"	1.75"/1.25"-12	FH-946	R230133	R230134
A-3102-H-4558		—			—	—
A-3102-P-3474		—			—	—
A2-3102-P-3474	62.50"	68.38"	1.75"/1.125"-12	FF-931	R230068	R230069
A-3102-J-4534		—			—	—
A1-3102-J-4534	63.13"	68.38"	1.75"/1.125"-12	MFS12	R230127	R230128
A-3102-X-4522		—			—	—
A2-3102-X-4522	64.00"	69.00"	1.75"/1.125"-12	MFS8	R230068	R230069
A-3102-V-4312		—			—	—
A2-3102-V-4312	64.59"	69.87"	1.75"/1.125"-12	FG-941, MFS8	R230068	R230069
A-3102-K-4535		—			—	—
A1-3102-K-4535	64.63"	69.87"	1.75"/1.125"-12	MFS12	R230127	R230128
A-3102-Z-3484		—			—	—
A3-3102-Z-3484J	65.00"	70.25"	1.75"/1.125"-12	17111	R230241	R230230
A-3102-K-4561		—			—	—
A-3102-P-3370		—			—	—
A4-3102-P-3370	65.25"	71.24"	1.75"/1.25"-12	MFS8	R230071	R230070
A-3102-P-3370	65.50"	—	1.75"/1.25"-12	17101, FF-931, FG-952	—	—
A4-3102-P-3370					R230071	R230070

A-3102-A-3849**Cross Tube**

Lg. Dia. of Cross Tube - 1.75"

Thread Dia. - 1.25"-12



Axle Used On FL-941

A-3102-H-4558**Cross Tube**

Lg. Dia. of Cross Tube - 1.75"

Thread Dia. - 1.125"-12



Axle Used On MFS8

A-3102-K-4561**Cross Tube**

Lg. Dia. of Cross Tube - 1.75"

Thread Dia. - 1.125"-12



Axle Used On MFS8

A-3102-T-2802**Cross Tube**

Lg. Dia. of Cross Tube - 1.75"

Thread Dia. - 1.125"-12



Axle Used On FH901

A-3102-T-4544**Cross Tube**

Lg. Dia. of Cross Tube - 1.75"

Thread Dia. - 1.125"-12




Axle Used On MFS8

A-3102-Y-3457

Cross Tube

Lg. Dia. of Cross Tube - 1.50"



Thread Dia. - 1.125"-12



Axle Used On FD933, FF931, FF941, FF943, FF961

A1-3102-B-1978

Cross Tube Assembly




LH - R230062
RH - R230063



A-3102-B-1978 Not Sold Separately
Axle Used On FC-901

A1-3102-B-3850

Cross Tube Assembly




LH - R230072
RH - R230073



A-3102-B-3850
Axle Used On FL-931

A1-3102-C-4293

Cross Tube Assembly



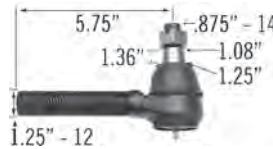
LH - R230072
RH - R230073



A-3102-C-4293
Axle Used On FL-931

A1-3102-D-2890V

Cross Tube Assembly



LH - R230072
RH - R230073



A-3102-D-2890V
Axle Used On FH-945

A1-3102-D-4424

Cross Tube Assembly




LH - A3144X1090
RH - A3144Y1091



A-3102-D-4424
Axle Used On RF-16, RF-21, RF-23

A1-3102-G-1957

Cross Tube Assembly



LH - R230062
RH - R230063



A-3102-G-1957 Not Sold Separately
Axle Used On FC-901

A1-3102-G-2841

Cross Tube Assembly



LH - R230071
RH - R230070



A-3102-G-2841
Axle Used On FH-901

A1-3102-H-4532

Cross Tube Assembly



LH - R230127
RH - R230128



A-3102-H-4532 Not Sold Separately
Axle Used On MFS12

A1-3102-J-4534

Cross Tube Assembly



LH - R230127
RH - R230128



Lg. Dia. of Cross Tube - 1.75"

Thread Dia. - 1.125"-12

A-3102-J-4534
Axle Used On MFS12

A1-3102-K-4535

Cross Tube Assembly



LH - R230127
RH - R230128



Lg. Dia. of Cross Tube - 1.75"

Thread Dia. - 1.125"-12

A-3102-K-4535
Axle Used On MFS12

A1-3102-M-2899

Cross Tube Assembly



LH - R230071
RH - R230070



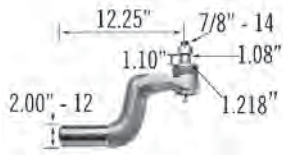
Lg. Dia. of Cross Tube - 1.75"

Thread Dia. - 1.25"-12

A-3102-M-2899 Not Sold Separately
Axle Used On FF941

A1-3102-N-4460

Cross Tube Assembly



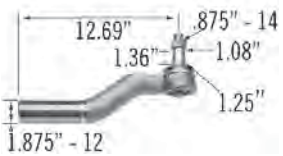
LH - A3144K1103
RH - A3144J1102



A-3102-N-4460
Axle Used On FH-946

A1-3102-P-4566

Cross Tube Assembly




LH - R230105
RH - R230104



A-3102-P-4566
Axle Used On FL931

A1-3102-Q-3865

Cross Tube Assembly



LH - R230072
RH - R230073



A-3102-Q-3865 Not Sold Separately
Axle Used On FL931

A1-3102-R-4282

Cross Tube Assembly




LH - R230072
RH - R230073



A-3102-R-4282
Axle Used On FL941

A1-3102-R-4438

Cross Tube Assembly



LH - R230133
RH - R230134




A-3102-R-4438
Axle Used On FH946

A1-3102-R-4516

Cross Tube Assembly




LH - R230131
RH - R230132



A-3102-R-4516 Not Sold Separately
Axle Used On MFS10, MFS12, MFS13

A1-3102-T-3972

Cross Tube Assembly



LH - R230018
RH - R230019



A-3102-T-3972
Axle Used On FC901

A1-3102-T-4284

Cross Tube Assembly



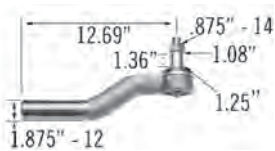
LH - R230072
RH - R230073



A-3102-T-4284
Axle Used On FL941

A1-3102-U-4233

Cross Tube Assembly




LH - R230105
RH - R230104



A-3102-U-4233
Axle Used On MFS16, MFS18, MFS20

A1-3102-X-4288

Cross Tube Assembly



LH - R230072
RH - R230073




Lg. Dia. of Cross Tube - 1.75"

Thread Dia. - 1.25"-12

A-3102-X-4288
Axle Used On FL941

A1-3102-Y-3847

Cross Tube Assembly



LH - R230072
RH - R230073



Lg. Dia. of Cross Tube - 1.75"

Thread Dia. - 1.25"-12

A-3102-Y-3847
Axle Used On FL941

A1-3102-Y-3873

Cross Tube Assembly



LH - R230072
RH - R230073




Lg. Dia. of Cross Tube - 2.00"

Thread Dia. - 1.25"-12

A-3102-Y-3873
Axle Used On FL941

A1-3102-Z-3848

Cross Tube Assembly





LH - R230072
RH - R230073



A-3102-Z-3848
Axle Used On FL941, FL943

A2-3102-F-3464

Cross Tube Assembly




LH - R230068
RH - R230069



A-3102-F-3464
Axle Used On FF931

A2-3102-G-3465

Cross Tube Assembly




LH - R230068
RH - R230069



A-3102-G-3465
Axle Used On FG941

A2-3102-K-4379

Cross Tube Assembly



LH - R230068
RH - R230069



A-3102-K-4379

Axle Used On FC941, FF943, FF981, FF982, FF986

A2-3102-L-4380

Cross Tube Assembly



LH - R230068
RH - R230069

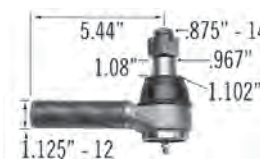


A-3102-L-4380

Axle Used On FF941

A2-3102-N-3472

Cross Tube Assembly



LH - R230068
RH - R230069




A-3102-N-3472

Axle Used On FF931, FF943

A2-3102-P-3474

Cross Tube Assembly



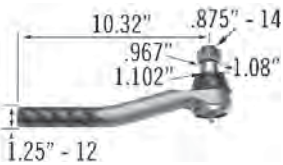

LH - R230068
RH - R230069



A-3102-P-3474
Axle Used On FF931

A2-3102-P-4540

Cross Tube Assembly




LH - R230137
RH - R230138



A-3102-P-4540
Axle Used On MFS8

A2-3102-Q-3449

Cross Tube Assembly



LH - R230068
RH - R230069



A-3102-Q-3449
Axle Used On FF941

A2-3102-Q-4229

Cross Tube Assembly



LH - R230068
RH - R230069



A-3102-Q-4229 Not Sold Separately
Axle Used On FG941

A2-3102-Q-4567

Cross Tube Assembly




LH - A3144P1160
RH - A3144Q1161



A-3102-Q-4567 Not Sold Separately
Axle Used On FH941

A2-3102-R-3450

Cross Tube Assembly




LH - R230068
RH - R230069



A-3102-R-3450
Axle Used On FD931, FF941

A2-3102-R-3476

Cross Tube Assembly



LH - R230068
RH - R230069

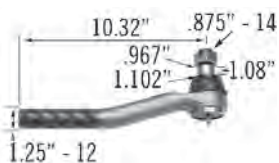


A-3102-R-3476


Axle Used On FF841, FF842, FF843, FG941

A2-3102-R-4542

Cross Tube Assembly



LH - R230137
RH - R230138




A-3102-R-4542

Axle Used On FL941, FL943

A2-3102-S-3451

Cross Tube Assembly



LH - R230068
RH - R230069

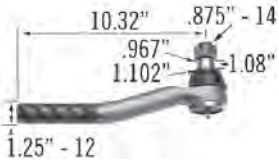


A-3102-S-3451


Axle Used On FD931, FF941

A2-3102-S-4543

Cross Tube Assembly



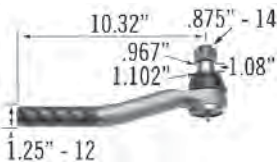
LH - R230137
RH - R230138



A-3102-S-4543
Axle Used On MFS8

A2-3102-T-3452

Cross Tube Assembly



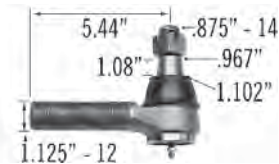
LH - R230137
RH - R230138



A-3102-T-3452
Axle Used On FD931, FF941

A2-3102-V-3454

Cross Tube Assembly




LH - R230068
RH - R230069



A-3102-V-3454
Axle Used On FF931, FF943, F6941

A2-3102-V-4312

Cross Tube Assembly



LH - R230068
RH - R230069




A-3102-V-4312

Axle Used On FG941, MFS8

A2-3102-W-3455

Cross Tube Assembly



LH - R230068
RH - R230069





A-3102-W-3455

Axle Used On FD931, FF943, FF961

A2-3102-X-3456

Cross Tube Assembly



LH - R230068
RH - R230069

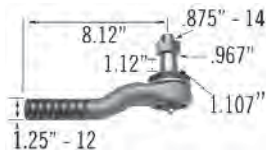


A-3102-X-3456

Axle Used On FF931, FF941, FF943, FF961

A2-3102-X-4288

Cross Tube Assembly




LH - R230131
RH - R230132



A-3102-X-4288
Axle Used On FL941

A2-3102-X-4522

Cross Tube Assembly




LH - R230068
RH - R230069



A-3102-X-4522
Axle Used On MFS8

A2-3102-Z-3458

Cross Tube Assembly



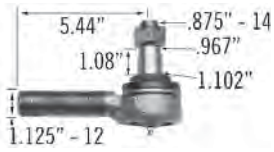

LH - R230068
RH - R230069



A-3102-Z-3458
Axle Used On FS931, FF941, FF943, FF961, FF981, FF982

A3-3102-L-4380

Cross Tube Assembly



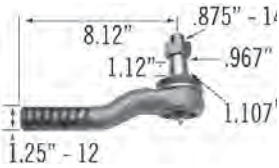
LH - R230241
RH - R230230



A-3102-L-4380
Axle Used On FF941

A3-3102-Y-3847

Cross Tube Assembly



LH - R230131
RH - R230132



A-3102-Y-3847
Axle Used On FL941

A3-3102-Z-3484J

Cross Tube Assembly



LH - R230241
RH - R230230



A-3102-Z-3484
Axle Used On 17111

A4-3102-K-3365

Cross Tube Assembly




LH - R230071
RH - R230070




A-3102-K-3365
Axle Used On 17100

A4-3102-P-3370

Cross Tube Assembly



LH - R230071
RH - R230070



A-3102-P-3370
Axle Used On 17101, FF931, FG952

CROSS TUBES

TIE ROD AND DRAG LINK ENDS



TIE ROD ENDS

PART NUMBER	STUD CTR TO ROD END	ROD THREAD SIZE	TAPER LENGTH	LARGE TAPER DIA.	SMALL TAPER DIA.	STUD THREAD SIZE	STYLE	TYPE	MERITOR PRODUCTION NUMBER	COMMENTS
R230405	3.12"	.94"-20 RH	1.11"	1.03"	.896"	.75"-16		4		
R230422	3.12"	1.00"-16 RH	1.04"	1.103"	.973"	.875"-14		4		
R230081	3.25"	.688"-18 RH	.744"	.701"	.612"	.563"-18	Curbside	1	A-3144-N-352	
R230082		.688"-18 LH								
R230003	3.50"	.75"-16 RH	.85"	.701"	.612"	.563"-18	Curbside	1		
R230002		.75"-16 LH								
R230005	3.88"	1.00"-16 RH	.92"	.874"	.762"	.625"-18	Curbside	1		
R230004		1.00"-16 LH								
R230007	3.88"	1.00"-16 RH	.936"	.773"	.664"	.625"-18	Curbside	1		
R230006		1.00"-16 LH								
R230063	3.88"	1.00"-16 RH	1.00"	.899"	.78"	.75"-16	Curbside	1	A-3144-V-386	Lubrication fittings installed
R230062		1.00"-16 LH								
R230084	3.90"	1.00"-16 RH	.98"	.874"	.78"	.625"-18	Curbside	1	A2-3144-V-386	Lubrication fittings installed
R230019	4.43"	1.00"-16 RH	.96"	.899"	.783"	.75"-16	Curbside	1		
R230018		1.00"-16 LH								
R230036	4.875"	1.125"-12 RH	1.07"	1.03"	.896"	.75"-16	Curbside	1		Anti-tilt seal
R230037		1.125"-12 LH								
R230025	4.875"	1.125"-12 RH	1.07"	1.03"	.896"	.75"-16	Curbside	1		
R230024		1.125"-12 LH								
R230061	4.875"	1.125"-12 RH	1.08"	1.107"	.967"	.875"-14	Curbside	1	A2-3144-J-192	
R230060		1.125"-12 LH								
R230043	4.875"	1.125"-16 RH	1.00"	1.102"	.967"	.875"-14	Curbside	1		
R230035	4.93"	1.00"-16 RH	1.00"	.899"	.783"	.75"-16	Curbside	1		
R230034		1.00"-16 LH								
R230144	5.44"	1.125"-12 RH	.87"	1.024"	.915"	.75"-16	Curbside	1		
R230143		1.125"-12 LH								
R230136	5.44"	1.125"-12 RH	1.08"	1.102"	.967"	.875"-14	Curbside	1	A-3144-X-1142	Zerk on bottom
R230135		1.125"-12 LH								
R230230	5.44"	1.125"-12 RH	1.08"	1.102"	.967"	.875"-14	Curbside	1	A-3144-F-552	Zerk on bottom
R230241		1.125"-12 LH								
R230069	5.44"	1.125"-12 RH	1.10"	1.102"	.967"	.875"-14	Curbside	1	A-3144-D-524	Zerk on bottom
R230068		1.125"-12 LH								
R230142	5.44"	1.125"-12 RH	1.14"	1.181"	1.038"	.875"-14	Curbside	1		
R230141		1.125"-12 LH								
R230231	5.44"	1.125"-14 LH	1.04"	1.102"	.967"	.875"-14	Roadside	1		
R230090	5.44"	1.125"-18 RH	1.10"	1.102"	.967"	.875"-14	Roadside	1	A-3144-F-526	Zerk on bottom

TIE ROD AND DRAG LINK ENDS



PART NUMBER	STUD CTR TO ROD END	ROD THREAD SIZE	TAPER LENGTH	LARGE TAPER DIA.	SMALL TAPER DIA.	STUD THREAD SIZE	STYLE	TYPE	MERITOR PRODUCTION NUMBER	COMMENTS
R230051	5.75"	1.25"-12 RH	1.12"	1.107"	.967"	.875"-14		1		
R230056	5.75"	1.25"-12 RH	1.10"	1.25"	1.117"	.875"-14		1		
R230040	5.75"	1.25"-12 LH	1.10"	1.25"	1.117"	.875"-14		1		
R230041	5.75"	1.25"-12 RH	1.36"	1.25"	1.08"	.875"-14	Curbside	1		Side zerk
R230042		1.25"-12 LH					Roadside			
R230066	5.75"	1.25"-12 RH	1.36"	1.25"	1.08"	.875"-14	Curbside	1	A-3144-C-237	Anti-tilt seal. Side zerk
R230067		1.25"-12 LH					Roadside		A-3144-D-238	
R230070	5.75"	1.25"-12 RH	1.36"	1.25"	1.08"	.875"-14	Curbside	1	A-3144-J-296	Zerk on bottom
R230071		1.25"-12 LH					Roadside		A-3144-K-297	
R230077	5.75"	1.25"-16 RH	1.36"	1.25"	1.08	.875"-14	Curbside	1	A1-3144-F-370	
R230095	5.75"	1.25"-18 RH	1.36"	1.25"	1.08	.875"-14	Curbside	1	A-3144-E-551	
R230009	5.84"	1.00"-16 RH	1.00"	.908"	.783"	.75"-16	Curbside	1		
R230008		1.00"-16 LH					Roadside			
R230139	6.00"	1.125"-12 RH	1.08"	1.102"	.967"	.875"-14	Curbside	1		
R230140		1.125"-12 LH					Roadside			
R230408	6.00"	1.125"-12 RH	1.10"	1.102"	.967"	.875"-14	Curbside	1		
R230409		1.125"-12 LH					Roadside			
R230031	6.07"	1.00"-16 RH	.96"	.899"	.783"	.75"-16	Curbside	1		
R230030		1.00"-16 LH					Roadside			
R230098	6.12"	1.50"-12 RH	2.28"	1.75"	1.465"	1.00"-12	Curbside	1	A-3144-H-1022	
R230099		1.50"-12 LH					Roadside		A-3144-J-1024	
R230013	6.50"	1.125"-16 RH	.85"	.995"	.893"	.75"-16	Curbside	1		
R230012		1.125"-16 LH					Roadside			
R230225	6.83"	.688"-18 RH	1.78"	.744"	.593"	.563"-18	Curbside	1		
R230424	7.18"	1.00"-16 RH	.93"	.899"	.783"	.75"-16	Curbside	1		
R230419		1.00"-16 LH					Roadside			
R230073	7.37"	1.25"-12 RH	1.36"	1.25"	1.08"	.875"-14	Curbside	1	A-3144-F-448	Lubrication fittings installed
R230072		1.25"-12 LH					Roadside		A-3144-G-449	
R230134	7.38"	1.25"-12 RH	1.10"	1.25"	1.08"	.875"-14	Curbside	1	A-3144-T-1138	
R230133		1.25"-12 LH					Roadside		A-3144-S-1137	
R230145	7.75"	1.25"-12 RH	1.08"	1.102"	.967"	.875"-14	Curbside	1		
R230146		1.25"-12 LH					Roadside			
R230420	8.12"	1.25"-12 RH	1.10"	1.102"	.967"	.875"-14	Curbside	3		
R230421		1.25"-12 LH					Roadside			
R230132	8.12"	1.25"-12 RH	1.12"	1.107"	.967"	.875"-14	Curbside	3	A-3144-V-1088	
R230131		1.25"-12 LH					Roadside		A-3144-W-1089	

TIE ROD ENDS

TIE ROD AND DRAG LINK ENDS



PART NUMBER	STUD CTR TO ROD END	ROD THREAD SIZE	TAPER LENGTH	LARGE TAPER DIA.	SMALL TAPER DIA.	STUD THREAD SIZE	STYLE	TYPE	MERITOR PRODUCTION NUMBER	COMMENTS
R230207	8.66"	.688"-18 RH	.95"	.752"	.666"	.625"-18	Roadside	1		
R230028	9.18"	1.125"-12 LH	1.00"	1.102"	.967"	.875"-14	Roadside	1		
R230029		1.125"-12 RH					Curbside			
R230416	9.19"	1.125"-12 RH	1.12"	1.107"	.967"	.875"-14	Curbside	1		
R230415		1.125"-12 LH					Roadside			
R230138	10.32"	1.25"-12 RH	1.080"	1.102"	.967"	.875"-14	Curbside	3	A-3144-R-1136	
R230137		1.25"-12 LH					Roadside		A-3144-Q-1135	
R230218	10.84"	1.875"-12 RH	1.08"	1.102"	.967"	.875"-14	Curbside	5		
R230217		1.875"-12 LH					Roadside			
R230411	12.40"	1.25"-12 RH	1.36"	1.25"	1.08"	.875"-14		4		
R230104	12.69"	1.875"-12 RH	1.36"	1.25"	1.08"	.875"-14	Curbside	3	A-3144-D-550	Lubrication fittings installed
R230105		1.875"-12 LH					Roadside		A-3144-C-549	

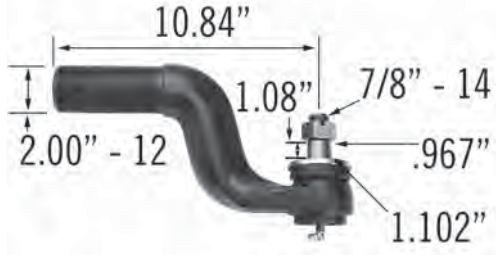
TIE ROD ENDS

A-3144-H-1100V LH



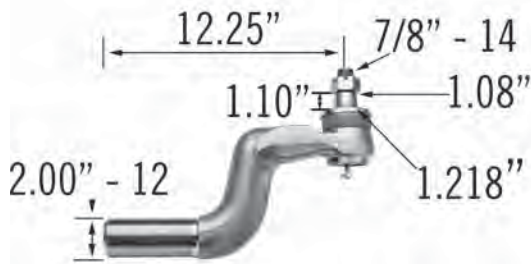
Meritor Production Number	Cross Reference
---------------------------	-----------------

A-3144-G-1099V RH



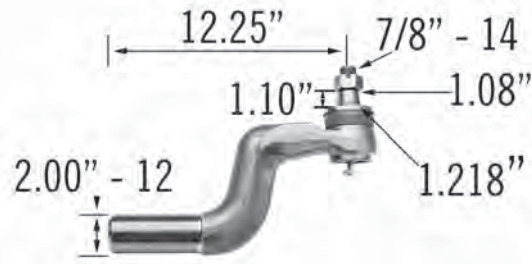
Meritor Production Number	Cross Reference
---------------------------	-----------------

A-3144-J-1102 LH



Meritor Production Number	Cross Reference	462.ES3102L
---------------------------	-----------------	-------------

A-3144-K-1103 RH



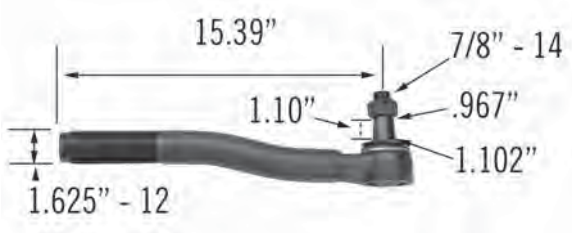
Meritor Production Number	Cross Reference	462.ES3103R
---------------------------	-----------------	-------------

A-3144-Q-1160 LH



Meritor Production Number	Cross Reference
---------------------------	-----------------

A-3144-Q-1161 RH



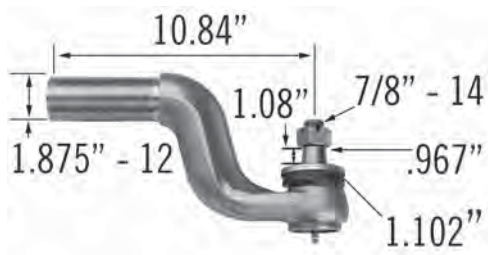
Meritor Production Number	Cross Reference
---------------------------	-----------------

A-3144-S-1084 LH



Meritor Production Number	Cross Reference
---------------------------	-----------------


A-3144-S-1085 RH



Meritor Production Number	Cross Reference
---------------------------	-----------------


TIE ROD ENDS

A-3144-T-1190 LH



Meritor Production Number	Cross Reference
---------------------------	-----------------

A-3144-U-1191 RH




Meritor Production Number	Cross Reference
---------------------------	-----------------

A-3144-X-1064 LH



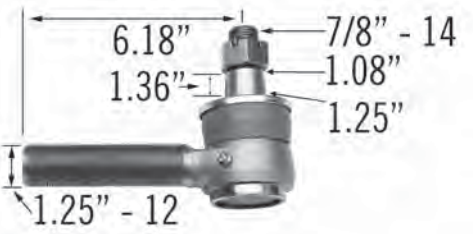
Meritor Production Number	Cross Reference 462.ES3164L
---------------------------	-----------------------------

A-3144-Y-1065 RH



Meritor Production Number	Cross Reference 462.ES3165R
---------------------------	-----------------------------

A-3144-X-1090 LH



Meritor Production Number	Cross Reference
---------------------------	-----------------

RH

No Right Hand of version of this part is available

Meritor Production Number	Cross Reference
---------------------------	-----------------

LH

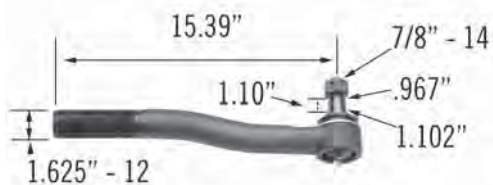
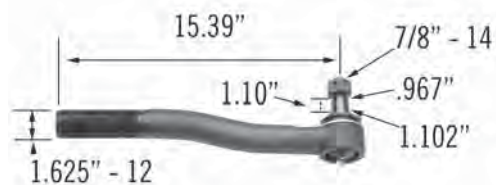



No Left Hand of version of this part is available

Meritor Production Number	Cross Reference
---------------------------	-----------------


A-3144-Y-1091 RH



Meritor Production Number	Cross Reference
---------------------------	-----------------


A-3144-Y-1143**LH**Meritor
Production
NumberCross
Reference**A-3144-Z-1144****RH**Meritor
Production
NumberCross
Reference**R230002****LH**Meritor
Production
NumberCross
Reference 310112 ES150L
462.ES150L SP692022**R230003****RH**Meritor
Production
NumberCross
Reference 310113 ES150R
462.ES150R SP692023**R230004****LH**Meritor
Production
NumberCross
Reference 310115
310121
ES176L**R230005****RH**Meritor
Production
NumberCross
Reference 310116
ES176R**R230006****LH**Meritor
Production
NumberCross
Reference 310129 ES235L
462.ES235L SP692051**R230007****RH**Meritor
Production
NumberCross
Reference 310130 ES235R
462.ES235R SP692052**TIE ROD ENDS**

R230008 LH




Meritor Production Number	Cross Reference	310160 ES330L SP692138
---------------------------	-----------------	------------------------------

R230009 RH




Meritor Production Number	Cross Reference	310161 ES330R SP692139
---------------------------	-----------------	------------------------------

R230012 LH



Meritor Production Number	Cross Reference	310164 462.ES332L	ES332L SP692142
---------------------------	-----------------	----------------------	--------------------

R230013 RH



Meritor Production Number	Cross Reference	310165 462.ES332R	ES332R SP692143
---------------------------	-----------------	----------------------	--------------------

R230018 LH



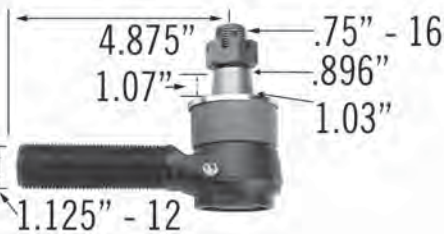
Meritor Production Number	Cross Reference	31018 462.ES373L	ES373L SP692189
---------------------------	-----------------	---------------------	--------------------

R230019 RH



Meritor Production Number	Cross Reference	310184 462.ES373R	ES373R SP692190
---------------------------	-----------------	----------------------	--------------------

R230024 LH

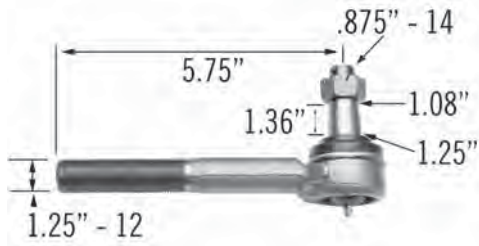


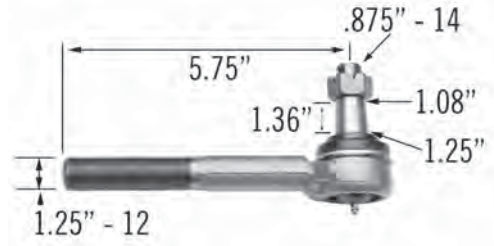
Meritor Production Number	Cross Reference	310208 462.ES405L	ES405L SP692314
---------------------------	-----------------	----------------------	--------------------

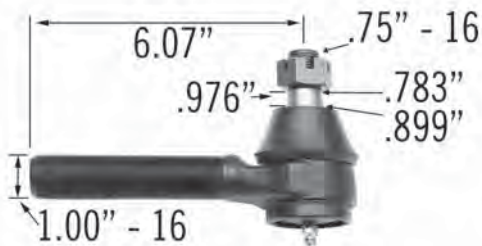
R230025 RH

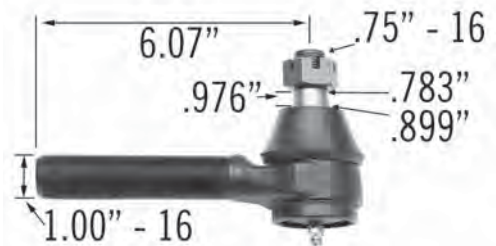



Meritor Production Number	Cross Reference	310209 462.ES405R	ES405R SP692315
---------------------------	-----------------	----------------------	--------------------

R230028**LH**
**Meritor
Production
Number**
**Cross
Reference**

 310215
462.ES411L
ES411L
R230029**RH**
**Meritor
Production
Number**
**Cross
Reference**

 310216
462.ES411R
ES411R
R230030**LH**
**Meritor
Production
Number**
**Cross
Reference**

 310266 ES2035L
462.ES2035L SP692437
R230031**RH**
**Meritor
Production
Number**
**Cross
Reference**


 310267 ES2036R
462.ES2036R SP692438
R230034**LH**
**Meritor
Production
Number**
**Cross
Reference**


 310271
ES2061L
SP692466
R230035**RH**
**Meritor
Production
Number**
**Cross
Reference**

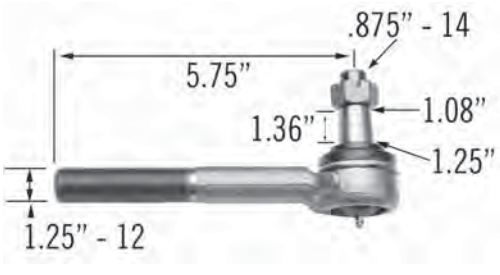
 310272
ES2062R
SP692467
R230036**LH**
**Meritor
Production
Number**
**Cross
Reference**


 21-2069R ES2069R
310277 SP692474
462.ES2069R
R230037**RH**
**Meritor
Production
Number**
**Cross
Reference**


 21-2070L ES2070L
310278 SP692475
462.ES2070L
TIE ROD ENDS


R230040		LH	
			
Meritor Production Number	Cross Reference	310290 310292 310293 310326 310327	310425 462.ES2224L ES2224L ES434L SP692700

R230056		RH	
			
Meritor Production Number	Cross Reference	310-327 462.ES2225R ES2225R SP692701	


R230042		LH	
			
Meritor Production Number	Cross Reference	310229SF 462.ES431LS ES2041L	ES2116L ES376L


R230041		RH	
			
Meritor Production Number	Cross Reference	310228SF 462.ES431RS ES2040R ES2113R	ES2114R ES2115R ES376R

R230043		LH	
			
Meritor Production Number	Cross Reference	310296 462.ES2118L	ES2118L SP692653

R230044		RH	
			
Meritor Production Number	Cross Reference	ES2077R SP692522	


		LH	
<p>No Left Hand of version of this part is available</p>			
Meritor Production Number	Cross Reference		

		RH	
			
Meritor Production Number	Cross Reference	310317 462.ES2203R ES2203R	SP692705 SP692707

R230061**LH**


**Meritor
Production
Number** A-3144-K-193

**Cross
Reference** 310-122
ES187L
SP692042

R230060**RH**


**Meritor
Production
Number** A-3144-Q-225

**Cross
Reference** 310-121
ES187R
SP692041

R230062**LH**


**Meritor
Production
Number** A-3144-U-385

**Cross
Reference** 310-142
ES304L
SP692097

R230063**RH**

**Meritor
Production
Number** A-3144-V-386

**Cross
Reference** 310-143
ES304R
SP692098

R230067**LH**

**Meritor
Production
Number** A-3144-D-238

**Cross
Reference** 310169 310424
310170 ES346R
310229SF

R230066**RH**

**Meritor
Production
Number** A-3144-C-237

**Cross
Reference** 310169 310321
310170 310322
310228SF ES346L

R230069**LH**

**Meritor
Production
Number** A-3144-D524


**Cross
Reference** 140TR110 ES423R
310-223 SP692244
462.ES423L

R230068**RH**


**Meritor
Production
Number** A-3144-E-525

**Cross
Reference** 140TR109 ES3217L
310-222 ES423L
462.ES423R SP692243


TIE ROD ENDS




Meritor Production Number A-314-4K-297	Cross Reference	310188	ES2116L
		310228	ES376L
		310269	ES431L
		310294	SP692235
		310424	SP692645



Meritor Production Number A-3144-J-296	Cross Reference	212115R	310293
		310189	310425
		310-229	462.
		310268	ES431L
		310291	ES2114R
310292	ES376R		
			ES431R
			SP692234



Meritor Production Number A-3144-G-449	Cross Reference	212033L	310398
		310283	310433
		310324	462.
		310397	ES2090LS
			ES2090L




Meritor Production Number A-3144-F-448	Cross Reference	212202R	310397
		310284	310398
		310316	310434
		310318	ES2091R
		310323	ES2202R

LH


No Left Hand of version of this part is available

Meritor Production Number	Cross Reference
--	----------------------------




Meritor Production Number A1-3144-F-370	Cross Reference 310321 310322 KW1
---	---

R230082**LH**
**Meritor
Production
Number** A-3144-M-351

**Cross
Reference** ES262L
R230081**RH**
**Meritor
Production
Number** A-3144-N-352

**Cross
Reference** ES262R
LH

No Left Hand of version
of this part is available

**Meritor
Production
Number**
**Cross
Reference**
R230084**RH**
**Meritor
Production
Number** A2-3144-V-386


**Cross
Reference**
LH

No Left Hand of version
of this part is available

**Meritor
Production
Number**
**Cross
Reference**
R230090**RH**
**Meritor
Production
Number** A-3144-F-526

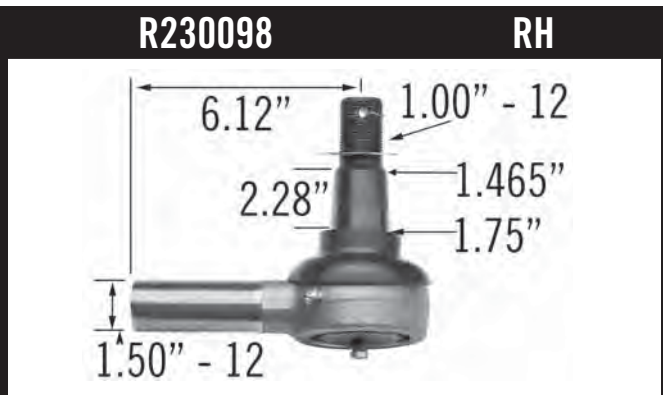
**Cross
Reference**
LH

No Left Hand of version
of this part is available

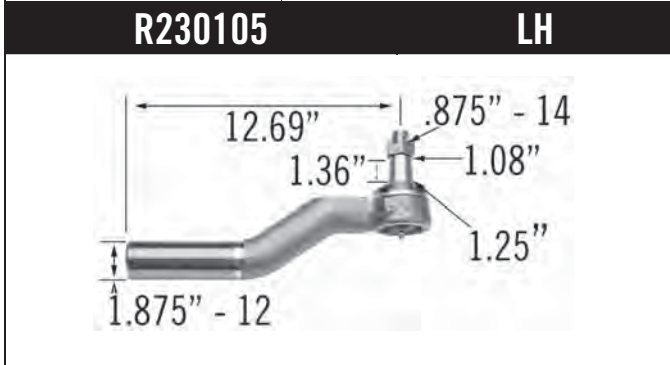
**Meritor
Production
Number**
**Cross
Reference**
R230095**RH**
**Meritor
Production
Number**
**Cross
Reference** 310399
ES3032R
TIE ROD ENDS



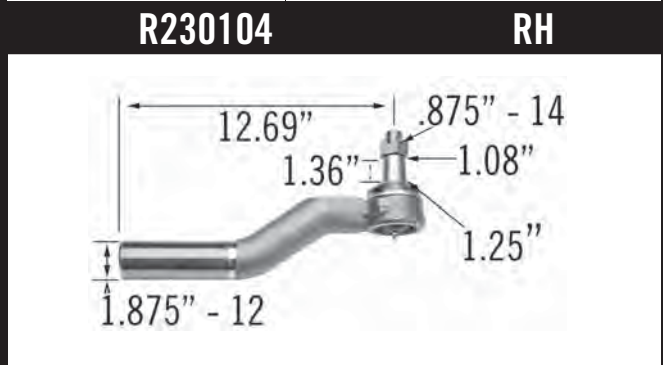
Meritor Production Number	Cross Reference
---------------------------------	--------------------



Meritor Production Number	Cross Reference
---------------------------------	--------------------



Meritor Production Number	A-3144-C-549	Cross Reference	310396 462.ES3031L ES3031L
---------------------------------	--------------	--------------------	----------------------------------




Meritor Production Number	A3144D550	Cross Reference	310395 462.3030R ES3030R
---------------------------------	-----------	--------------------	--------------------------------

LH

No Left Hand of version
of this part is available

Meritor Production Number	Cross Reference
---------------------------------	--------------------



Meritor Production Number	Cross Reference
---------------------------------	--------------------



Meritor Production Number	Cross Reference
---------------------------------	--------------------

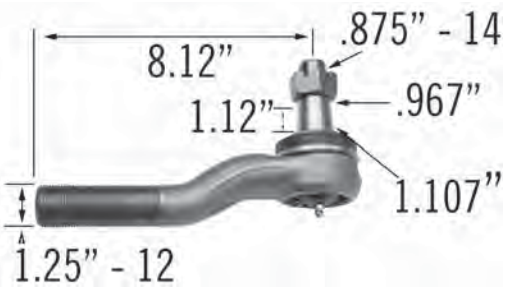
RH


No Right Hand of version
of this part is available


Meritor Production Number	Cross Reference
---------------------------------	--------------------


LH		R230123 RH	
No Left Hand of version of this part is available			
Meritor Production Number	Cross Reference	Meritor Production Number	Cross Reference 310262 ES2026R SP672441 SP692441
R230124 LH		RH	
Image not available at time of printing.		No Right Hand of version of this part is available	
Meritor Production Number	Cross Reference 310263 ES2027L SP692442	Meritor Production Number	Cross Reference
R230126 LH		R230125 RH	
Meritor Production Number	Cross Reference ES2121L SP692581	Meritor Production Number	Cross Reference ES2120R SP692580
R230127 LH		R230128 RH	
Meritor Production Number A-3144-N-1132	Cross Reference	Meritor Production Number A-3144-P-1134	Cross Reference


TIE ROD ENDS


R230131		LH	
			
Meritor Production Number	A-3144-W-1089	Cross Reference	


R230132		RH	
			
Meritor Production Number	A-3144-V-1088	Cross Reference	

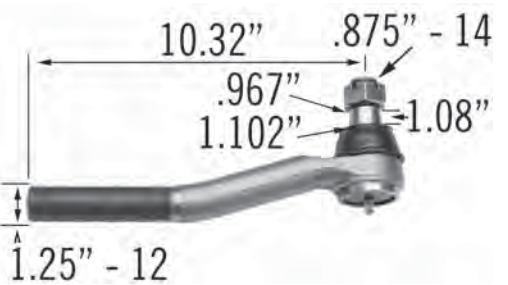
R230133		LH	
			
Meritor Production Number		Cross Reference	310433




R230134		RH	
			
Meritor Production Number		Cross Reference	

R230135		LH	
			
Meritor Production Number	A-3144-W-1141	Cross Reference	462.ES9678L






R230136		RH	
			
Meritor Production Number	A-3144-X-1142	Cross Reference	462.ES9679R

R230137		LH	
			
Meritor Production Number	A-3144-Q-1135	Cross Reference	310591

R230138		RH	
			
Meritor Production Number	A-3144-R-1136	Cross Reference	310592

R230140**LH**
**Meritor
Production
Number**
**Cross
Reference** 310456
462.ES9001R
ES9001L
R230139**RH**
**Meritor
Production
Number**
**Cross
Reference** 310455
462.ES9001R
ES9001R
R230141**LH**
**Meritor
Production
Number**
**Cross
Reference** 310467
462.ES3274L
ES3274L
R230142**RH**
**Meritor
Production
Number**
**Cross
Reference** 310468
ES3275R
R230143**LH**
**Meritor
Production
Number**
**Cross
Reference** 310469
462.ES3270L
R230144**RH**
**Meritor
Production
Number**
**Cross
Reference** 310470
462.ES3271R
R230146**LH**
**Meritor
Production
Number**
**Cross
Reference** 310484
462.ES3443L
R230145**RH**
**Meritor
Production
Number**
**Cross
Reference** 310483
462.ES3442R
TIE ROD ENDS

R230149		LH		RH			
Image not available at time of printing.				No Right Hand of version of this part is available			
Meritor Production Number	Cross Reference	462.ES3268L	Meritor Production Number	Cross Reference			
R230213		LH		R230214		RH	
No Left Hand of version of this part is available							
Meritor Production Number	Cross Reference		Meritor Production Number	Cross Reference	ES409L SP692231		
R230213		LH		R230214		RH	
Meritor Production Number	Cross Reference	462.ES3033L	Meritor Production Number	Cross Reference	462.ES3034R		
R230217		LH		R230218		RH	
Meritor Production Number	Cross Reference	310350 462.ES3086L	Meritor Production Number	Cross Reference	310351 462.ES3087R		

LH		R230225		RH			
No Left Hand of version of this part is available							
Meritor Production Number	Cross Reference	Meritor Production Number	Cross Reference SP692601				
R230241		LH		R230230		RH	
							
Meritor Production Number	A-3144-G-553	Cross Reference	Meritor Production Number	A-3144-F-552	Cross Reference 310380 310381 ES2614R		
R230231		LH		RH			
		No Right Hand of version of this part is available					
Meritor Production Number	Cross Reference 310380 310381 ES2613L	Meritor Production Number	Cross Reference				
R230233		LH		RH			
		No Right Hand of version of this part is available					
Meritor Production Number	Cross Reference ES410L	Meritor Production Number	Cross Reference				

TIE ROD ENDS

LH

No Left Hand of version
of this part is available

Meritor Production Number	Cross Reference
---------------------------------	--------------------

R230405 RH



Meritor Production Number	Cross Reference
	310264 ES2030R 462.ES2030R SP692432

R230409 LH



Meritor Production Number	Cross Reference
	310471 462.ES3177L

R230408 RH



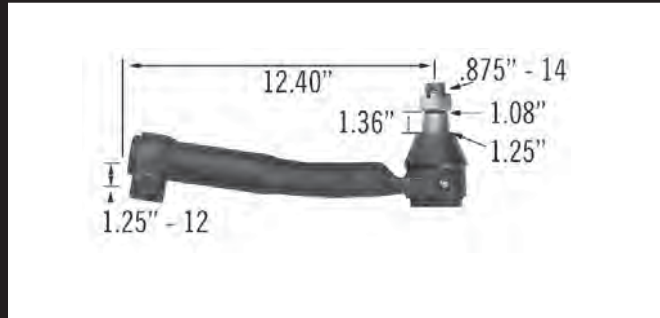
Meritor Production Number	Cross Reference
	310472 462.ES3176R

LH

No Left Hand of version
of this part is available

Meritor Production Number	Cross Reference
---------------------------------	--------------------

R230411 RH



Meritor Production Number	Cross Reference
	462.ES3214R

R230415 LH





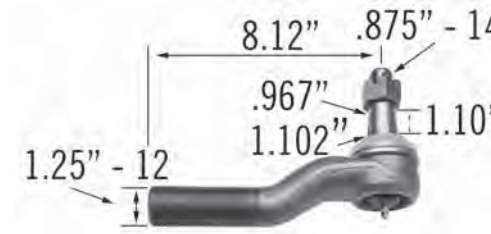



Meritor Production Number	Cross Reference
	140TR111 462.ES3219L ES3219L

R230416 RH



Meritor Production Number	Cross Reference
	140TR112 462.ES3220R ES3220R


LH		R230417 RH	
No Left Hand of version of this part is available			
Meritor Production Number	Cross Reference	Meritor Production Number	Cross Reference 462.ES3252R
R230419 LH		R230424 RH	
			
Meritor Production Number	Cross Reference 310473 462.ES3284L ES3284L	Meritor Production Number	Cross Reference 310474 462.ES3283R ES3283R
R230421 LH		R230420 RH	
			
Meritor Production Number	Cross Reference 310285 ES3298L ES9009	Meritor Production Number	Cross Reference 310286 ES3297R ES9010
LH		R230422 RH	
No Left Hand of version of this part is available			
Meritor Production Number	Cross Reference	Meritor Production Number	Cross Reference 310441 462.ES9000 ES9000

TIE ROD ENDS

HOW TO USE DRAG LINK IDENTIFICATION CHART

Drag Link Identification Chart is listed by length
(measured from Stud Center to Stud Center).

Photos of each Drag Link provide assistance with identification.



PART NUMBER	LENGTH STUD CTR TO STUD CTR	LARGE TAPER DIA.	SMALL TAPER DIA.	TAPER LENGTH	STUD THREAD SIZE	INDUSTRY NUM- BER
R250067	14.21"	1.25"	1.08"	1.36"	.875"-14	DS1179

DRAG LINKS LISTED BY LENGTH

	PART NUMBER	LENGTH STUD CTR TO STUD CTR	INDUSTRY NUMBER
	R250067	14.21"	DS1179
	R250063	16.27"	DS1020
	R250012	16.64"	DS800
	R250066	16.84"	DS1034
	R250345	16.89"	DS1044
	R250346	16.89"	DS1067
	R250001	17.00"	DS1064
	R250335	17.13"	DS1022
	R250340	17.37"	DS1031
	R250113	17.47"	DS1215

DRAG LINKS

Note: All drag links are one piece — non-replaceable ends except as noted.

DRAG LINKS LISTED BY LENGTH

	PART NUMBER	LENGTH STUD CTR TO STUD CTR	INDUSTRY NUMBER
	R250357	17.53"	DS1265
	R250112	17.68"	DS1214
	R250026	17.70"	DS910
	R250085	17.88"	DS1028
	R250054	17.90"	DS988
	R250361	17.91"	DS1270
	R250052	17.93"	DS986
	R250053	17.96"	DS987
	R250025	18.11"	DS908
	R250051	18.14"	DS979

DRAG LINKS

Note: All drag links are one piece — non-replaceable ends except as noted.

DRAG LINKS LISTED BY LENGTH

	PART NUMBER	LENGTH STUD CTR TO STUD CTR	INDUSTRY NUMBER
	R250093	18.38"	DS1024
	R250103	18.50"	DS1199
	R250104	18.58"	DS1200
	R250124	19.06"	DS1442
	R250034	19.23"	DS949
	R250105	19.23"	DS1204
	R250033	19.25"	DS948
	R250395	19.43"	DS1369
	R250362	19.47"	DS1271

DRAG LINKS

Note: All drag links are one piece — non-replaceable ends except as noted.





DRAG LINKS LISTED BY LENGTH

	PART NUMBER	LENGTH STUD CTR TO STUD CTR	INDUSTRY NUMBER
	R250095	20.66"	DS1191
	R250392	21.23"	DS1366
	R250360	22.61"	DS1269
	R250088	28.28"	DS1186
	R250120	28.87"	DS1218
	R250055	29.56"	DS992
	R250056	29.56"	DS993
	R250057	30.56"	DS994
	R250068	31.69"	DS1180
	R250359	32.53"	DS1268

DRAG LINKS

Note: All drag links are one piece — non-replaceable ends except as noted.

DRAG LINKS LISTED BY LENGTH

	PART NUMBER	LENGTH STUD CTR TO STUD CTR	INDUSTRY NUMBER
	R250348	32.62"	DS1207
	R250347	36.15"	DS1203
	R250401	36.53"	DS1266
	R250036	36.80"	DS953

DRAG LINKS

Note: All drag links are one piece — non-replaceable ends except as noted.

DRAG LINK PART NUMBER TO LENGTH

PART NUMBER	LENGTH
R250001	17.00"
R250012	16.64"
R250025	18.03"
R250026	17.70"
R250033	19.25"
R250034	19.23"
R250036	36.63"
R250051	18.14"
R250052	17.93"
R250053	17.96"
R250054	17.90"
R250055	29.56"
R250056	29.56"
R250057	30.56"
R250063	16.27"

PART NUMBER	LENGTH
R250066	16.84"
R250067	14.21"
R250068	31.69"
R250085	17.88"
R250088	28.28"
R250093	18.38"
R250095	20.66"
R250103	18.50"
R250104	18.58"
R250105	19.23"
R250112	17.68"
R250113	17.47"
R250120	28.87"
R250124	19.06"
R250335	17.13"

PART NUMBER	LENGTH
R250340	17.37"
R250345	16.89"
R250346	16.89"
R250347	36.15"
R250348	32.62"
R250357	17.53"
R250359	32.53"
R250360	22.61"
R250361	17.91"
R250362	19.47"
R250392	21.23"
R250395	19.43"

INDEX

BLUEBIRD 90
DANA/SPICER 91
EATON 97
FORD 99
FREIGHTLINER 136
GMC/CHEVROLET 139
HINO 180
ISUZU 181
KENWORTH 182
MACK 192
MERITOR 208
NAVISTAR 221
PETERBILT 255
STERLING 260
THOMAS BUILT 264
VOLVO 265
WATSON/CHALIN 271
WESTERN STAR 273
WESTPORT 275
WHITE 277

BLUEBIRD

INDEX

Model	Page
All American FE	90

BLUEBIRD

ALL AMERICAN FE King Pin Kits

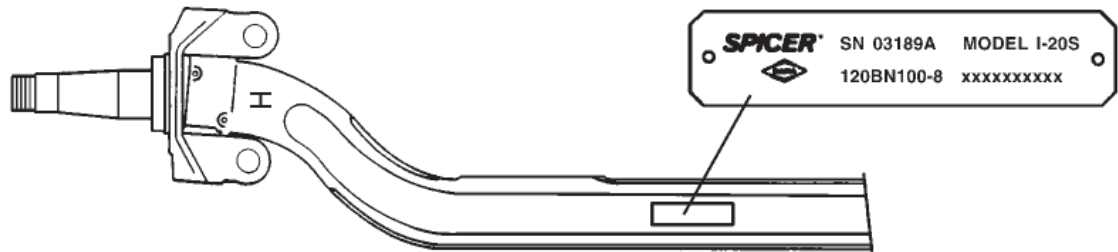
AXLE RATING LBS.	AXLE CODE/YEAR	PART NO./BUSHING	KING PIN SIZE	TYPE	OEM REF	NOTES
13200	FF982, 984, 986	R201419 Easy Steer	1.794" x 8.844"	B	300-317	

INDEX

Model	Page	
D0600N/F, D-700N/F.....	92	EFA18FE, EFA20F4, EFA22T2/T5.....
D-800F/W, D-850F/W.....	92	I100SA thru I146SA.....
E-1000I/W, E-1200I/W, E-1320I/W.....	92	I105 thru I132.....
E-1002I/W, E-1202I/W, E1302I.....	92	I60, I60.....
E-1203I.....	93	I100IW, I120I/W.....
E-1322I/W, E-1462I/W.....	93	I60S thru I200S.....
EFA10FA, EFA12FE, EFA13FE.....	93	I132, I140, I146, I140W.....
EF12F, EFA13F5.....	94	

FRONT NON-DRIVE STEERING AXLE

EXAMPLE OF TAG USED IN I-BEAM FRONT AXLE



MODEL DESIGNATION:

I - 120 S

FRONT NON DRIVE
STEERING AXLE

NOMINAL LOAD
CARRYING CAPACITY CODE (below)

SPICER

50 = 5,000 lbs.	100 = 10,000 lbs.
60 = 6,000 lbs.	108 = 10,800 lbs.
75 = 7,500 lbs.	120 = 12,000 lbs.
80 = 8,000 lbs.	132 = 13,200 lbs.
90 = 9,000 lbs.	140 = 14,000 lbs.

DANA/SPICER

D-600N/F, D-700N/F

King Pin Kits

AXLE RATING LBS.	AXLE CODE/YEAR	PART NO./BUSHING	KING PIN SIZE	TYPE	OEM REF	NOTES
6000 - 8500	329182	R200487 Composite	1.359" x 8.070"	B	TK626	

D-800F/W, D-850F/W

King Pin Kits

AXLE RATING LBS.	AXLE CODE/YEAR	PART NO./BUSHING	KING PIN SIZE	TYPE	OEM REF	NOTES
6000 - 8500	101KK111	R200268	1.359" x 7.970"	B	M2384	

Tie Rod Ends

AXLE RATING LBS.	AXLE CODE/YEAR	PART NO./LOCATION	STUD CTR TO ROD END	OEM REF	NOTES
6000 - 8500	101KK111	R230139 Curbside R230140 Roadside	6.00"	1668408C91 1668407C91	Straight "I" beam.

E-1000I/W, E-1200I/W, E-1320I/W

Tie Rod Ends

AXLE RATING LBS.	AXLE CODE/YEAR	PART NO./LOCATION	STUD CTR TO ROD END	OEM REF	NOTES
10000-13000	817019	R230139 Curbside	6.00"	310455, 817019, ES9001R, M2310455, FTR3476, 2693039, L20SV8150A13, 11987, ES3476, 462.ES9001R	Straight "I" beam.
	817018	R230140 Roadside		310456, 817018, ES9001L, M2310456, FTR3477, 2693040, L20SV8151A13, 11988, ES3477, 462.ES9001L	

E-1002I/W, E-1202I/W, E-1302I

Tie Rod Ends

AXLE RATING LBS.	AXLE CODE/YEAR	PART NO./LOCATION	STUD CTR TO ROD END	OEM REF	NOTES
10000-13000	817019	R230139 Curbside	6.00"	310455, 817019, ES9001R, M2310455, FTR3476, 2693039, L20SV8150A13, 11987, ES3476, 462.ES9001R	Straight "I" beam.
	817018	R230140 Roadside		310456, 817018, ES9001L, M2310456, FTR3477, 2693040, L20SV8151A13, 11988, ES3477, 462.ES9001L	

DANA/SPICER

E-1203I

Tie Rod Ends

AXLE RATING LBS.	AXLE CODE/YEAR	PART NO./LOCATION	STUD CTR TO ROD END	OEM REF	NOTES
10000-13000	817019	R230139 Curbside	6.00"	310455, 817019, ES9001R, M2310455, FTR3476, 2693039, L20SV8150A13, 11987, ES3476, 462.ES9001R	Straight "I" beam.
	817018	R230140 Roadside		310456, 817018, ES9001L, M2310456, FTR3477, 2693040, L20SV8151A13, 11988, ES3477, 462.ES9001L	

E-1322I/W, E-1462I/W

Tie Rod Ends

AXLE RATING LBS.	AXLE CODE/YEAR	PART NO./LOCATION	STUD CTR TO ROD END	OEM REF	NOTES
13000-14600	817019	R230139 Curbside	6.00"	310455, 817019, ES9001R, M2310455, FTR3476, 2693039, L20SV8150A13, 11987, ES3476, 462.ES9001R	Straight "I" beam.
	817018	R230140 Roadside		310456, 817018, ES9001L, M2310456, FTR3477, 2693040, L20SV8151A13, 11988, ES3477, 462.ES9001L	

EFA10F4, EFA12FE, EFA13FE

Tie Rod Ends

AXLE RATING LBS.	AXLE CODE/YEAR	PART NO./LOCATION	STUD CTR TO ROD END	OEM REF	NOTES
10000-13000	1009010	R230420 Curbside	8.12"	310456, 817018, ES9001L, M2310456, FTR3477, 2693040, L20SV8151A13, 11988, ES3477, 462.ES9001L	Straight "I" beam.
	1009009	R230421 Roadside		310285	

APPLICATION GUIDE (A-F)

DANA/SPICER

EFA12F, EFA13F5

Tie Rod Ends

AXLE RATING LBS.	AXLE CODE/YEAR	PART NO./LOCATION	STUD CTR TO ROD END	OEM REF	NOTES
10000-13000	1009009	R230069 Curbside	5.44"	ARE9988	Straight "I" beam.
	1009009	R230068 Roadside		PAI9989	
12000-13000	1009010	R230420 Curbside	8.12"	2R230420	
	1009009	R230421 Roadside		310285	
	140TR109	R230069 Curbside	5.44"	ARE9988	
	140TR110	R230068 Roadside		PAI9989	

EFA18F3, EFA20F4, EFA22T2/T5

King Pin Kits

AXLE RATING LBS.	AXLE CODE/YEAR	PART NO./BUSHING	KING PIN SIZE	TYPE	OEM REF	NOTES
18000-24000	811525	R200268	1.359" x 7.970"	B	M2384	

I100SA thru I146SA

Tie Rod Ends

AXLE RATING LBS.	AXLE CODE/YEAR	PART NO./LOCATION	STUD CTR TO ROD END	OEM REF	NOTES
14000, 14600	I140SA, I146SA	R230069 Curbside	5.44"	1668408C91	Straight "I" beam.
		R230068 Roadside		1668407C91	
		R230028 Curbside	9.18"	1668409C91	
		R230029 Roadside		1668410C91	

I50 thru I132

King Pin Kits

AXLE RATING LBS.	AXLE CODE/YEAR	PART NO./BUSHING	KING PIN SIZE	TYPE	OEM REF	NOTES
5000, 6000, 7500	I50, I60, I75	R200052	1.359" x 7.968"	A	1648204C91	
		R200210	1.374" x 7.970"			
8000	I80	R200268	1.359" x 7.970"	B	1660271C91	.015 oversize.
9000	I90	R200073	1.609" x 9.16"	B	586806C91	
		R200057	1.61" x 9.16"	A	493095C92	
10800, 12000, 13200	I108, I120, I132	R200056 Nylon	1.609" x 9.660"	A	493094C95	
		R200278 Composite	1.609" x 9.660"	B	1658394C91	
		R200074	1.611" x 9.66"	B	588808C91	

Tie Rod Ends

AXLE RATING LBS.	AXLE CODE/YEAR	PART NO./LOCATION	STUD CTR TO ROD END	OEM REF	NOTES
5000, 6000, 7500, 8000	I50, I60, I75, I80	R230019 Curbside	4.43"	1660273C91	
		R230018 Roadside		1660272C91	
9000, 10800, 12000, 13200	I90, I108, I120, I132	R230230 Curbside	5.44"	506662C92	Dropped "I" beam.
		R230231 Roadside		506661C92	
		R230028 Curbside	9.18"	1649637C91	Straight "I" beam.
		R230029 Roadside		1649638C91	

DANA/SPICER

I60, I80
King Pin Kits

AXLE RATING LBS.	AXLE CODE/YEAR	PART NO./BUSHING	KING PIN SIZE	TYPE	OEM REF	NOTES
6000, 8000	811525	R200268	1.359" x 7.970"	B	M2384	

I100I/W, I120I/W Tie Rod Ends

AXLE RATING LBS.	AXLE CODE/YEAR	PART NO./ LOCATION	STUD CTR TO ROD END	OEM REF	NOTES
10000, 12000	140TR112	R230416 Curbside	9.43"	140TR112, ES3220R, ES3220R, 1668410C91, FTR8410, ES3220R, L24LV8442A13	
	140TR111	R230415 Roadside		140TR111, ES3219L, ES3219L, 1668409C91, FTR8409, ES3219L, L24LV8441A13	
	220TR119	R230104 Curbside	12.69"	M3186L	
	220TR118	R230105 Roadside		M3186R	
	817019	R230139 Curbside	6.00"	310455, 817019, ES9001R, M2310455, FTR3476, 2693039, L20SV8150A13, 11987, ES3476, 462.ES9001R	
	817018	R230140 Roadside		310456, 817018, ES9001L, M2310456, FTR3477, 2693040, L20SV8151A13, 11988, ES3477, 462.ES9001L	

I60S thru I200S King Pin Kits

AXLE RATING LBS.	AXLE CODE/YEAR	PART NO./ BUSHING	KING PIN SIZE	TYPE	OEM REF	NOTES
6000, 8000	I60S, I80S, 02ADA, 02ADB	R200052	1.359" x 7.968"	A	473695C92	
		R200268	1.359" x 7.970"	B	1660271C91	
10000, 12000	I100S, I120S, 02ADC, 02ADD, 02ADG	R201426	1.921" x 9.87"	B	1668411C91	
14000	I140S, 02ADE	R201427	2.046" x 10.120"	B	1668412C91	
16000, 18000, 20000	I160S, I180S, I200S	R200279 Composite	2.046" x 11.00"	B	220KK100	

APPLICATION GUIDE (A-F)

DANA/SPICER

I60S thru I200S (continued)

Tie Rod Ends

AXLE RATING LBS.	AXLE CODE/YEAR	PART NO./ LOCATION	STUD CTR TO ROD END	OEM REF	NOTES
10000, 12000	I100S, I120S, 02ADC, 02ADD, 02ADG	R230069 Curbside	5.44"	507838C91	
		R230068 Roadside		507837C91	
		R230028 Curbside	9.18"	1649637C91	
		R230029 Roadside		1649638C91	
14000	I140S, 02ADE	R230069 Curbside	5.44"	1668408C91	Straight "I" beam.
		R230068 Roadside		1668407C91	
		R230028 Curbside	9.18"	1668409C91	
		R230029 Roadside		1668410C91	
16000, 18000, 20000	I160S, I180S, I200S	R230070 Curbside	5.75"	220TR116	
		R230071 Roadside		220TR115	
		R230104 Curbside	12.69"	220TR119	Dropped "I" beam.
		R230105 Roadside		220TR118	

I132, I140, I146, I140W

King Pin Kits

AXLE RATING LBS.	AXLE CODE/YEAR	PART NO./BUSHING	KING PIN SIZE	TYPE	OEM REF	NOTES
14000, 14600	140KK100	R201427	2.046" x 10.120"	B	300277, FKP119B, FAK5456, 1668412C91, 1668412C92, FAK5456, TK636	

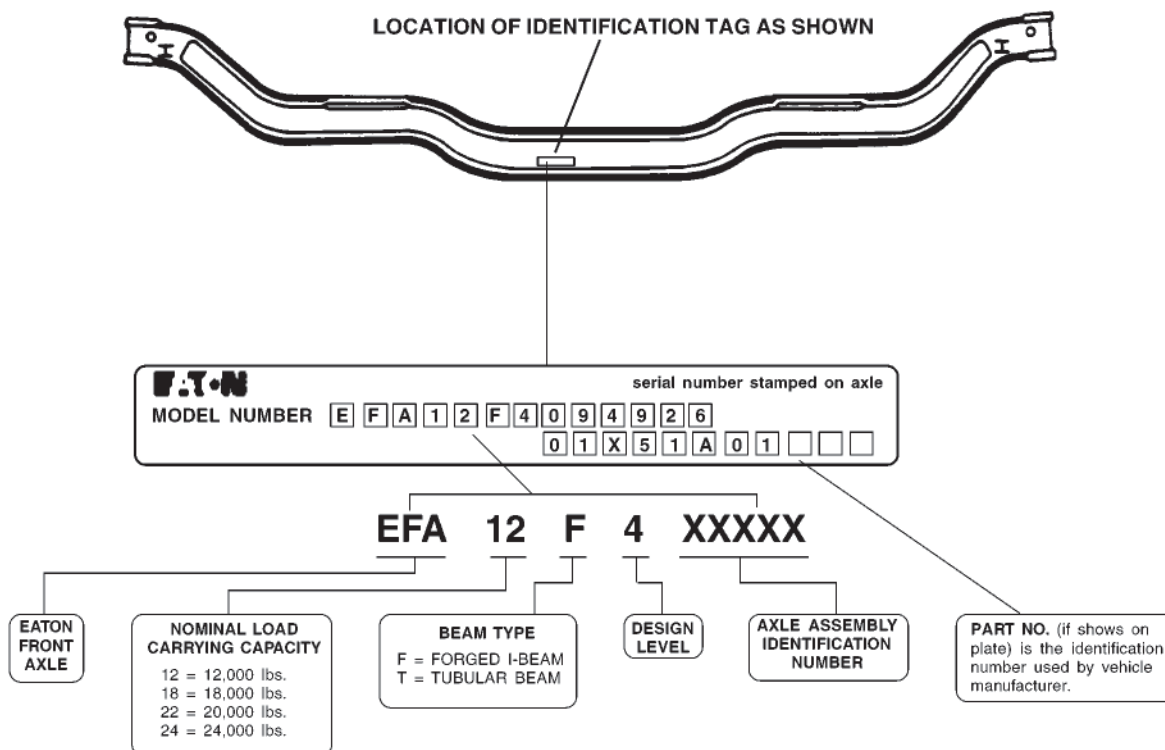
Tie Rod Ends

AXLE RATING LBS.	AXLE CODE/YEAR	PART NO./ LOCATION	STUD CTR TO ROD END	OEM REF	NOTES
10000, 12000	140TR112	R230416 Curbside	9.43"	140TR112, ES3220R, ES3220R, 1668410C91, FTR8410, ES3220R, L24LV8442A13	
		R230415 Roadside		140TR111, ES3219L, ES3219L, 1668409C91, FTR8409, ES3219L, L24LV8441A13	
	220TR119	R230104 Curbside	12.69"	M3186L	
	220TR118	R230105 Roadside		M3186R	
817019		R230139 Curbside	6.00"	310455, 817019, ES9001R, M2310455, FTR3476, 2693039, L20SV8150A13, 11987, ES3476, 462.ES9001R	
		R230140 Roadside		310456, 817018, ES9001L, M2310456, FTR3477, 2693040, L20SV8151A13, 11988, ES3477, 462.ES9001L	
817018					

INDEX

Model	Page
Conventional Steering Arm Axles.....	98
Integral Steering Arm Axle.....	98

NON-DRIVE FRONT STEERING AXLE



APPLICATION GUIDE (A-F)

EATON

Conventional Steering Arm Axles

King Pin Kits

AXLE RATING LBS.	AXLE CODE/YEAR	PART NO./BUSHING	KING PIN SIZE	TYPE	OEM REF	NOTES
12000, 13000	EFA-12F3, EFA-13F3	R200251 Composite R200270	1.625" x 9.195"	A	806356	
	EFA12F4, EFA-13F5	R200267 Easy Steer R200269	1.625" x 9.195"	A	806355	
18000, 20000, 22000, 24000	EFA-18F3, EFA-20F4, EFA-22T2, EFA-22T5, EFA-24T2, EFA-24T5	R200250 Composite	1.873" x 9.965"	A	1008500	

Tie Rod Ends

AXLE RATING LBS.	AXLE CODE/YEAR	PART NO./LOCATION	STUD CTR TO ROD END	OEM REF	NOTES
12000, 13000	EFA-12F3, EFA-13F3, EFA-12F4, EFA-13F5	R230069 Curbside	5.44"	1006148	
		R230068 Roadside		1006149	
		R230420 Curbside	8.12"	1009010	
		R230421 Roadside		1009009	
18000, 20000, 22000, 24000	EFA-18F3, EFA-20F4, EFA-22T2, EFA-22T5, EFA-24T2, EFA-24T5	R230073 Curbside	7.37"	820695	
		R230072 Roadside		820694	

INTEGRAL STEERING ARM AXLE

King Pin Kits

AXLE RATING LBS.	AXLE CODE/YEAR	PART NO./BUSHING	KING PIN SIZE	TYPE	OEM REF	NOTES
10000, 12000, 13200	E1000I, E1200I, E1320I	R200281	1.794" x 9.05"	A	823078	

TIE ROD ENDS

AXLE RATING LBS.	AXLE CODE/YEAR	PART NO./LOCATION	STUD CTR TO ROD END	OEM REF	NOTES
10000, 12000, 13200	E1000I, E1200I, E1320I	R230139 Curbside	6.00"	817019	
		R230140 Roadside		817018	
14600	E-1460I	R230073 Curbside R230072 Roadside	7.37"	820695 820694	

INDEX

Model	Page
A85.....	100
AT85.....	100
Aeromax (New Design) A and AT 95.....	100
B500, F500.....	100
B600, B6000.....	101
B700, B750, B7000.....	104
C500, C550, C600, CT600, C700, CT700, C7000, C750, CT750, C800, C8000, CT800, CT8000, C850, CT850, C900, CT900, C9000, CT9000, C950, CT950, C1000, C1100.....	107
CF600, CF700.....	109
CF800, CFT800.....	110
CL900, CLT900, CL9000, CLT9000.....	111
E100, E150, EF150.....	111
E100, E350.....	111
F1000, F1100.....	111
F250.....	112
F350, P35, P400 Straight Axle.....	112
F500.....	113
F600, F6000, FT600, FT6000, F700, F7000, FT700.....	114

Model	Page
F750.....	115
F800, FT800, F880, F8000.....	116
F850, F950.....	118
F900, F9000, FT900, FT9000.....	119
L800, L8000 (Incls. LN, LNT, LS, LT, LTL and LTS).....	121
L900, L9000 (Includes L, LL, LN, LNT, LS, LT, LTL and LTS).....	125
LN500.....	130
LN600.....	130
LN700, LN750.....	131
LNT880, LT880.....	131
Louisville (New Design) L and LT 85/95.....	132
M400 Motor Home Chassis.....	132
N500, N600, N6000, N8000, N850, NT850, N950, NT950, N1000, N1100.....	133
N700, T700, T750.....	133
P400, P500, P600.....	133
T800, T850, T950.....	134
W900, WT900, W9000, WT9000, W1000, WT10000.....	134



B500-700



C & CT500-8000



CL & CLT9000



F-600-850
(From 1980 to current)



F-600-850
(Prior to 1980)



H & HT1000



L, LN, LNT, LT500-9000



LTS900-9000



N & NT500-1000



W & WT1000

FORD

A85

King Pin Kits

AXLE RATING LBS.	AXLE CODE/YEAR	PART NO./BUSHING	KING PIN SIZE	TYPE	OEM REF	NOTES
9000	1997-1998	R200275	1.607" x 9.080"	B	E9HZ-3111B	

Tie Rod Ends

AXLE RATING LBS.	AXLE CODE/YEAR	PART NO./LOCATION	STUD CTR TO ROD END	OEM REF	NOTES
9000	1997-1998	R230424 Curbside R230419 Roadside	7.188"	F5HZ-3A131A F5HZ-3A130A	

AT85

King Pin Kits

AXLE RATING LBS.	AXLE CODE/YEAR	PART NO./BUSHING	KING PIN SIZE	TYPE	OEM REF	NOTES
18-2000	1996-1998	R200285 Easy Steer	1.999" x 11.212"	B	D5HZ3111C	

Tie Rod Ends

AXLE RATING LBS.	AXLE CODE/YEAR	PART NO./LOCATION	STUD CTR TO ROD END	OEM REF	NOTES
18000	1996-1999	R230408 Curbside R230409 Roadside	6.00"	F4HZ-3A130A F4HZ-3A131A	

Aeromax (New Design) A and AT 95

Tie Rod Ends

AXLE RATING LBS.	AXLE CODE/YEAR	PART NO./LOCATION	STUD CTR TO ROD END	OEM REF	NOTES
12000, 13000	1996-98	R230145 Curbside R230146 Roadside	7.75"	F6HZ-3A130AA F6HZ-3A131AA	

Drag Links

AXLE RATING LBS.	AXLE CODE/YEAR	PART NUMBER	STUD CTR TO STUD CTR	OEM REF	NOTES
13000	1996-97	R250124	18.24"	F6HZ-3304FB	

B500, F500

King Pin Kits

AXLE RATING LBS.	AXLE CODE/YEAR	PART NO./BUSHING	KING PIN SIZE	TYPE	OEM REF	NOTES
5000	1957-62	R200265 Bronze	1.129" x 7.670"		B7T-3111A	
	1961-77	R200018	1.231" x 7.860"	C	C3TZ-3111A	
		R200019 Bronze	1.241" x 7.860"			.01 oversize

Tie Rod Ends

AXLE RATING LBS.	AXLE CODE/YEAR	PART NO./LOCATION	STUD CTR TO ROD END	OEM REF	NOTES
5000	1953-66	R230003 Curbside R230002 Roadside	3.50"	C1TZ-3A130A C1TZ-3A131A	w/Manual steering.
	1967-77	R230019 Curbside R230018 Roadside	4.438"	C7TZ-3A130D C7TZ-3A131D	

Drag Links

AXLE RATING LBS.	AXLE CODE/YEAR	PART NUMBER	STUD CTR TO STUD CTR	OEM REF	NOTES
5000	1967-77	R250012	16.64"	C7TZ-3304A	

AXLE RATING LBS.	AXLE CODE/YEAR	PART NO./BUSHING	KING PIN SIZE	TYPE	OEM REF	NOTES
5000	1961-85	R200018	1.231" x 7.860"	C	C3TZ-3111A	
5500	1963-85	R200018	1.231" x 7.860"	C	C3TZ-3111A	
6000	1967-88	R200029	1.231" x 8.910"	C	C7TZ-3111A	
		R200028 Nylon				
	1989-99	R200072	1.299" x 7.748"	B	E8HZ-3111A	
7000	1961-66	R200143	1.234" x 7.438"	B	B7TZ-3111F	
		R200155 Nylon				
	1967-75	R200029	1.231" x 8.910"	C	C7TZ-3111A	Before W40,001.
		R200028 Nylon				
	1975-88	R200044	1.433" x 8.250"	B	D6TZ-3111A	From W40,001 w/air brakes.
	1980-88	R200029	1.231" x 8.910"	C	C7TZ-3111A	w/Hydraulic brakes.
R200028 Nylon						
		R200266 Bronze	1.240" x 8.910"	C		.01oversize w/Hydraulic Brakes
1989-97	R200072	1.299" x 7.748"	B	E8HZ-3111A	w/Air brakes.	
7500	1980-86	R200044	1.433" x 8.250"	B	D6TZ-3111A	w/Air brakes.
8000	1984-90	R200044	1.433" x 8.250"	B	D6TZ-3111A	w/Air brakes.
	1989-99	R200280			E9HZ-3111C	w/Air brakes from 2/91.
9000	1975-90	R200044	1.433" x 8.250"	B	D6TZ-3111A	
	1989-99	R200280			E9HZ-3111C	w/Air brakes from 2/91.

Tie Rod Ends

AXLE RATING LBS.	AXLE CODE/YEAR	PART NO./LOCATION	STUD CTR TO ROD END	OEM REF	NOTES
4700	1957-62	R230003 Curbside	3.50"	C1TZ-3A130A	
		R230002 Roadside		C1TZ-3A131A	
5000	1961-66	R230003 Curbside	3.50"	C1TZ-3A130A	w/Manual steering.
		R230002 Roadside		C1TZ-3A131A	
	1967-85	R230019 Curbside	4.438"	C7TZ-3A130D	
		R230018 Roadside		C7TZ-3A131D	
5500	1963-66	R230003 Curbside	3.50"	C1TZ-3A130A	w/Manual steering.
		R230002 Roadside		C1TZ-3A131A	
	1967-83	R230019 Curbside	4.438"	C7TZ-3A130D	
		R230018 Roadside		C7TZ-3A131D	
6000	1967-89	R230019 Curbside	4.438"	C7TZ-3A130D,	
		R230018 Roadside		E8HZ-3A130A C7TZ-3A131D, E8HZ-3A131A	
	1990-98	R230035 Curbside	4.93"	F0HZ-3A130C	
		R230034 Roadside		F0HZ-3A131C	
		R230031 Curbside		F0HZ-3A131E	
		R230030 Roadside	6.07"	F0HZ-3A131F	
	1995-99	R230424 Curbside	7.188"	F5HZ-3A131B	
		R230419 Roadside		F5HZ-3A130B	

FORD

B600, B6000 (Continued)

Tie Rod Ends (Continued)

AXLE RATING LBS.	AXLE CODE/YEAR	PART NO./LOCATION	STUD CTR TO ROD END	OEM REF	NOTES
7000	1961-66	R230063 Curbside	3.88"	C1TZ-3A130B	
		R230062 Roadside		C1TZ-3A131B	
	1967-89	R230019 Curbside	4.438"	C7TZ-3A130D	w/Hydraulic brakes.
		R230018 Roadside		C7TZ-3A131D	
	1973-75	R230019 Curbside		C7TZ-3A130D	w/Air brakes before W40,001.
		R230018 Roadside		C7TZ-3A131D	
	1975-88	R230031 Curbside	6.07"	D5TZ-3A131A	w/Air brakes from W40,001.
		R230030 Roadside		D5TZ-3A130A	
	1990-94	R230035 Curbside	4.93"	FOHZ-3A130C	
				R230034 Roadside	
		R230031 Curbside	6.07"	FOHZ-3A131E	
				R230030 Roadside	
1995-99	R230408 Curbside	6.00"	F3HZ-3A130B		
	R230409 Roadside		F3HZ-3A131B		
	R230424 Curbside	7.188"	F5HZ-3A131B		
	R230419 Roadside		F5HZ-3A130B		
7500	1980-89	R230031 Curbside	6.07"	D5TZ-3A131A	w/Air brakes.
		R230030 Roadside		D5TZ-3A130A	
	1990-92	R230031 Curbside		FOHZ-3A131B	
		R230030 Roadside		FOHZ-3A130B	
8000	1984-98	R230031 Curbside	6.07"	FOHZ-3A131B, D5TZ-3A131A	
		R230030 Roadside		FOHZ-3A130B, D5TZ-3A130A	
	1995-98	R230424 Curbside	7.188"	F5HZ-3A131B	
		R230419 Roadside		F5HZ-3A130B	
9000	1975-94	R230031 Curbside	6.07"	FOHZ-3A131B, D5TZ-3A131A	
		R230030 Roadside		FOHZ-3A130B, D5TZ-3A130A	
	1995-98	R230424 Curbside	7.188"	F5HZ-3A131B	
		R230419 Roadside		F5HZ-3A130B	
14600	1995-98	R230408 Curbside	6.00"	F3HZ-3A130B	
		R230409 Roadside		F3HZ-3A131B	

APPLICATION GUIDE (A-F)

AXLE RATING LBS.	AXLE CODE/YEAR	PART NUMBER	STUD CTR TO STUD CTR	OEM REF	NOTES
5000, 5500	1967-79	R250012	16.64"	C7TZ-3304A	
6000	1967-79	R250012	16.64"	C7TZ-3304A	w/Manual steering.
	1980-88	R250033	19.25"	E0HZ-3304A	To 12/87.
	1989-92	R250095	20.66"	E8HZ-3304B, F0HZ-3304G	
	1995-98	R250392	21.23"	F5HZ-3304A	
7000	1967-79	R250012	16.64"	C7TZ-3304A	w/Manual steering.
	1980-88	R250033	19.25"	E0HZ-3304A	To 12/87.
	1989-92	R250095	20.66"	E8HZ-3304B, F0HZ-3304G	
	1995-98	R250392	21.23"	F5HZ-3304A	
7500	1980-88	R250033	19.25"	E0HZ-3304A	
8000	1980-87	R250034	19.23"	E0HZ-3304B	
	1992-93	R250362	19.47"	F2HZ-3304D	Before 5/93.
	1993-98	R250395	19.43"	F4HZ-3304A	After 5/93.
9000	1980-87	R250034	19.23"	E0HZ-3304B	
	1992-93	R250362	19.47"	F2HZ-3304D	Before 5/93.
	1993-98	R250395	19.43"	F4HZ-3304A	After 5/93.
10000, 12000	1990-91	R250105	19.23"	F0HZ-3304A	

FORD

B700, B750, B7000

King Pin Kits

AXLE RATING LBS.	AXLE CODE/YEAR	PART NO./BUSHING	KING PIN SIZE	TYPE	OEM REF	NOTES	
5000, 5500	1961-76	R200018	1.231" x 7.860"	C	C3TZ-3111A		
6000	1967-88	R200029	1.231" x 8.910"	C	C7TZ-3111A		
		R200028 Nylon					
	1989-99	R200072	1.299" x 7.748"	B	E8HZ-3111A		
7000	1967-75	R200029	1.231" x 8.910"	C	C7TZ-3111A	1973-83 w/hydraulic brakes.	
		R200028 Nylon					
		R200029					
		R200028 Nylon					
		1975	R200044	1.433" x 8.250"	B	D6TZ-3111A	w/Air brakes from W40,001.
		1980-88	R200044				w/Air brakes.
	1989-97	R200072	1.299" x 7.748"	B	E8HZ-3111A	w/Air brakes.	
7500	1980-86	R200044	1.433" x 8.250"	B	D6TZ-3111A	w/Air brakes.	
8000	1984-90	R200044	1.433" x 8.250"	B	D6TZ-3111A	w/Air brakes.	
	1989-99	R200280					E9HZ-3111C
		1971-78	R200142	1.434" x 8.500"	B	D1HZ-3111A	
		R200154 Nylon	C2TZ-3111G				
9000		R200021 Bronze	1.443" x 8.500"			.01 oversize	
		1977-90	R200044	1.433" x 8.250"	B	D6TZ-3111A	
		1989-99	R200280				

Tie Rod Ends

AXLE RATING LBS.	AXLE CODE/YEAR	PART NO./LOCATION	STUD CTR TO ROD END	OEM REF	NOTES
5000	1967-76	R230019 Curbside	4.438"	C7TZ-3A130D	
		R230018 Roadside		C7TZ-3A131D	
5500	1961-66	R230003 Curbside	3.50"	C1TZ-3A130A	w/Manual steering.
		R230002 Roadside		C1TZ-3A131A	
	1967-76	R230019 Curbside	4.438"	C7TZ-3A130D	
		R230018 Roadside		C7TZ-3A131D	
6000	1967-89	R230019 Curbside	4.438"	C7TZ-3A130D, E8HZ-3A130A	
		R230018 Roadside		C7TZ-3A131D, E8HZ-3A131A	
	1990-98	R230035 Curbside	4.93"	FOHZ-3A130C	
				R230034 Roadside	
		R230031 Curbside	6.07"	FOHZ-3A131E	
				R230030 Roadside	
	1995-99	R230408 Curbside	6.00"	F3HZ-3A130B	
		R230409 Roadside		F3HZ-3A131B	
		R230424 Curbside	7.188"	F5HZ-3A131B	
		R230419 Roadside		F5HZ-3A130B	

AXLE RATING LBS.	AXLE CODE/YEAR	PART NO./LOCATION	STUD CTR TO ROD END	OEM REF	NOTES
7000	1967-75	R230019 Curbside	4.438"	C7TZ-3A130D	w/Air brakes to W40,001.
		R230018 Roadside		C7TZ-3A131D	
	1967-88	R230019 Curbside		C7TZ-3A130D	1973-83 w/hydraulic brakes.
		R230018 Roadside		C7TZ-3A131D	
	1975-88	R230031 Curbside		D5TZ-3A131A	w/Air brakes from W40,001.
		R230030 Roadside		D5TZ-3A130A	
	1989	R230019 Curbside		C7TZ-3A130D, E8HZ-3A130A	w/Air brakes.
		R230018 Roadside		C7TZ-3A131D, E8HZ-3A131A	
	1990-94	R230031 Curbside		F0HZ-3A131E, D5TZ-3A130A	
		R230030 Roadside		F0HZ-3A131F, D5TZ-3A131A	
1995-99	R230408 Curbside		F3HZ-3A130B		
	R230409 Roadside		F3HZ-3A131B		
	R230424 Curbside		F5HZ-3A131B		
	R230419 Roadside		F5HZ-3A130B		
7500	1977-86	R230031 Curbside	6.07"	D5TZ-3A131A	w/Air brakes.
		R230030 Roadside		D5TZ-3A130A	
8000	1984-98	R230031 Curbside	6.07"	D5TZ-3A131A	
		R230030 Roadside		D5TZ-3A130A	
	1995-99	R230424 Curbside		F5HZ-3A131B	
		R230419 Roadside		F5HZ-3A130B	
9000	1977-94	R230031 Curbside	6.07"	D5TZ-3A131A	
		R230030 Roadside		D5TZ-3A130A	
	1995-98	R230424 Curbside		F5HZ-3A131B	
		R230419 Roadside		F5HZ-3A130B	
14600	1995-98	R230408 Curbside	6.00"	F3HZ-3A130B	
		R230409 Roadside		F3HZ-3A131B	

FORD

B700, B750, B7000 (Continued)

Drag Links

AXLE RATING LBS.	AXLE CODE/YEAR	PART NUMBER	STUD CTR TO STUD CTR	OEM REF	NOTES
5000, 5500	1973-75	R250012	16.64"	C7TZ-3304A	To W20,001.
6000	1967-68	R250012	16.64"	C7TZ-3304A	w/Power steering.
	1967-75	R250012			w/Manual steering.
	1977-79	R250012			w/Hydraulic brakes.
	1980-87	R250033	19.25"	E0HZ-3304A	
	1989-92	R250095	20.66"	E8HZ-3304B, F0HZ-3304G	
	1995-98	R250392	21.23"	F5HZ-3304A	
7000	1967-68	R250012	16.64"	C7TZ-3304A	w/Power steering.
	1967-72	R250012			w/Manual steering.
	1973-75	R250012			w/Power steering to W20,001.
	1980-87	R250033	19.25"	E0HZ-3304A	
	1989-92	R250095	20.66"	E8HZ-3304B, F0HZ-3304G	
	1995-98	R250392	21.23"	F5HZ-3304A	
7500	1980-88	R250033	19.25"	E0HZ-3304A	
8000	1980-87	R250034	19.23"	E3HZ-3304B, E0HZ-3304B	
	1992-93	R250362	19.47"	F2HZ-3304D	Before 5/93.
	1993-98	R250395	19.43"	F4HZ-3304A	After 5/93.
9000	1977-79	R250012	16.64"	C7TZ-3304A	w/Hydraulic brakes.
	1980-87	R250034	19.23"	E3HZ-3304B, E0HZ-3304B	
	1992-93	R250362	19.47"	F2HZ-3304D	Before 5/93.
	1993-98	R250395	19.43"	F4HZ-3304A	After 5/93.
10000, 12000	1990-91	R250105	19.23"	F0HZ-3304A	

C500, C550, C600, CT600, C700, CT700, C7000, C750, CT750, C800, C8000, CT800, CT8000, C850, CT850, C900, CT900, C9000, CT9000, C950, CT950, C1000, C1100

King Pin Kits

AXLE RATING LBS.	AXLE CODE/YEAR	PART NO./BUSHING	KING PIN SIZE	TYPE	OEM REF	NOTES
6000	1968-70	R200143 R200155 Nylon	1.234" x 7.438"	B	B7TZ-3111F C2TZ-3111F	From C70,001-G90,001.
	1970-79	R200029 R200028 Nylon	1.231" x 8.910"	C	C7TZ-3111A	From G90,001.
7000	1957-70	R200143 R200155 Nylon	1.234" x 7.438"	B	B7TZ-3111F C2TZ-3111F	Before G90,001.
	1970-89	R200029 R200028 Nylon	1.231" x 8.910"	C	C7TZ-3111A	w/Hydraulic brakes from G90,001 or w/Air brakes from G90,001 - W40,001.
	1975-90	R200044	1.433" x 8.250"	B	D6TZ-3111A	w/Air brakes from W40,001.
8000	1989-99	R200280	1.433" x 8.250"	B	E9HZ-3111C	Air brakes from 2/91.
9000	1960-90	R200142	1.434" x 8.500"	B	C2TZ-3111G, D1HZ-3111A	w/Hydraulic brakes.
	1970-81	R200029 R200028 Nylon	1.231" x 8.910"	C	C7TZ-3111A	w/Hydraulic brakes from 1973, 1970-72 all brakes.
	1973-90	R200050	1.607" x 9.080"	B	D6HZ-3111B	w/Air brakes from W40,001.
	1980-86	R200276 Easy Steer	1.794" x 10.070"		D6HZ-3111C	w/Air brakes.
	1987-89	R200044	1.433" x 8.250"		D6TZ-3111A	
	1989-99	R200280			E9HZ-3111C	Air brakes from 2/91.
	1990	R200050 R200276 Easy Steer	1.607" x 9.080" 1.794" x 10.070"		D6HZ-3111B D6HZ-3111C	
10000	1990	R200273	1.794" x 10.070"	B	F0HZ-3111A	Aluminum axle.
11000	1964-78	R200157 Bronze	1.607" x 8.740"	B	DOHZ-3111A	Center point steering. Contains dust cap and screws.
		R200156 Nylon			C4TZ-3111A	Center point steering.
12000	1960-79	R200172	1.794" x 9.120"	B	D1HZ-3111B	w/Hydraulic brakes from 1973. Contains dust cap and screws.
		R200167 Nylon				w/Hydraulic brakes from 1973.
	1973-75	R200172 R200167 Nylon	1.794" x 9.120"		D1HZ-3111B	w/Air brakes from W40,001. Contains dust cap with screws. w/Air brakes from W40,001.
	1975-79	R200050	1.607" x 9.080"		D6HZ-3111B	
	1975-90	R200051 R200061	1.794" x 10.070"		D6HZ-3111A	Except aluminum axle. Bearing 3.26" OD x .94" thick.
						Except aluminum axle. Bearing 3.15" OD x .64" thick.
	1980-89	R200050	1.607" x 9.080"		D6HZ-3111B	
	1990	R200273	1.794" x 10.070"		F0HZ-3111A	Aluminum axle.
15000	1975-79	R200198 R201312 Easy Steer	1.999" x 11.212"	B	D5HZ-3111C	w/Air brakes from W40,001.
		R200198 R201312 Easy Steer	1.999" x 11.212"	B	D5HZ-3111C	
18000	1975-90	R200198 R201312 Easy Steer	1.999" x 11.212"	B	D5HZ-3111C	w/Air brakes from W40,001.

APPLICATION GUIDE (A-F)

FORD

C500, C550, C600, CT600, C700, CT700, C7000, C750, CT750, C800, C8000, CT800, CT8000, C850, CT850, C900, CT900, C9000, CT9000, C950, CT950, C1000, C1100 (Continued)

Tie Rod Ends

AXLE RATING LBS.	AXLE CODE/YEAR	PART NO./LOCATION	STUD CTR TO ROD END	OEM REF	NOTES
5000	1961-66	R230003 Curbside	3.50"	C1TZ-3A130A	w/Manual steering.
		R230002 Roadside		C1TZ-3A131A	
5500	1963-66	R230003 Curbside	3.50"	C1TZ-3A130A	w/Manual steering.
		R230002 Roadside		C1TZ-3A131A	
	1967-79	R230019 Curbside	4.438"	C7TZ-3A130D	
		R230018 Roadside		C7TZ-3A131D	
6000	1968-70	R230063 Curbside	3.88"	C1TZ-3A130B	From C70,001-G90,001, C550 only.
		R230062 Roadside		C1TZ-3A131B	
	1970-79	R230019 Curbside	4.438"	C7TZ-3A130D	From G90,001.
		R230018 Roadside		C7TZ-3A131D	
7000	1953-70	R230063 Curbside	3.88"	C1TZ-3A130B	To G90,001.
		R230062 Roadside		C1TZ-3A131B	
	1970-89	R230019 Curbside	4.438"	C7TZ-3A130D	w/Hydraulic brakes from G90,001.
		R230018 Roadside		C7TZ-3A131D	
	1971-75	R230019 Curbside		C7TZ-3A130D	w/Air brakes to W40,001.
		R230018 Roadside		C7TZ-3A131D	
1975-89	R230031 Curbside	6.07"	D5TZ-3A131A	w/Air brakes from W40,001.	
	R230030 Roadside		D5TZ-3A130A		
9000	1960-89	R230061 Curbside	4.875"	C8TZ-3A130A	
		R230060 Roadside		C1TZ-3A131C	
	1975-90	R230031 Curbside	6.07"	D5TZ-3A131A	
		R230030 Roadside		D5TZ-3A130A	
10000, 11000	1990	R230069 Curbside	5.44"	E3HZ-3A130A, E4HZ-3A130A	w/Aluminum axle.
		R230068 Roadside		E3HZ-3A131A, E4HZ-3A131A	
12000	1961-70	R230066 Curbside	5.75"	B8TZ-3A131B	Before G70,001.
		R230067 Roadside		B8TZ-3A130B	
	1975-90	R230069 Curbside	5.44"	D0HZ-3A130A	
		R230068 Roadside		D0HZ-3A131A	
	1980-90	R230069 Curbside		E3HZ-3A130A, E4HZ-3A130A	w/Aluminum axle.
		R230068 Roadside		E3HZ-3A131A, E4HZ-3A131A	
15000	1964-70	R230066 Curbside	5.75"	B8TZ-3A131B	
		R230067 Roadside		B8TZ-3A130B	
	1975-80	R230069 Curbside	5.44"	E3HZ-3A130A, E4HZ-3A130A	w/Air brakes from W40,001.
		R230068 Roadside		E3HZ-3A131A, E4HZ-3A131A	
16000	1975-89	R230069 Curbside	5.44"	D0HZ-3A130A	w/Air brakes from W40,001. 1980-81 all brakes.
		R230068 Roadside		D0HZ-3A131A	
	1975-90	R230069 Curbside		E3HZ-3A130A, E4HZ-3A130A	
		R230068 Roadside		E3HZ-3A131A, E4HZ-3A131A	

C500, C550, C600, CT600, C700, CT700, C7000, C750, CT750, C800, C8000, CT800, CT8000, C850, CT850, C900, CT900, C9000, CT9000, C950, CT950, C1000, C1100 (Continued)

Tie Rod Ends (Continued)

AXLE RATING LBS.	AXLE CODE/YEAR	PART NO./LOCATION	STUD CTR TO ROD END	OEM REF	NOTES
18000	1975-89	R230069 Curbside	5.44"	D0HZ-3A130A	From W40,001.
		R230068 Roadside		D0HZ-3A131A	
	1975-90	R230069 Curbside	5.44"	E3HZ-3A130A, E4HZ-3A130A	
R230068 Roadside		E3HZ-3A131A, E4HZ-3A131A			
1998	R230424 Curbside	7.188"	F5HZ-3A131B		
	R230419 Roadside		F5HZ-3A130B		
20000	1998	R230424 Curbside	7.188"	F5HZ-3A131B	
		R230419 Roadside		F5HZ-3A130B	

Drag Links

AXLE RATING LBS.	AXLE CODE/YEAR	PART NUMBER	STUD CTR TO STUD CTR	OEM REF	NOTES
6000	1980-87	R250033	19.25"	E0HZ-3304A	
7000, 7500	1980-86	R250033	19.25"	E0HZ-3304A	
8000, 9000	1980-86	R250034	19.23"	E3HZ-3304B	

CF600, CF700

King Pin Kits

AXLE RATING LBS.	AXLE CODE/YEAR	PART NO./BUSHING	KING PIN SIZE	TYPE	OEM REF	NOTES
9000	1986-89	R200050	1.607" x 9.080"	B	D6HZ-3111B	
		R200276 Easy Steer	1.794" x 10.070"		D6HZ-3111C	
	1989-98	R200275	1.607" x 9.080"	E9HZ-3111B	w/Screw-in end caps.	
11000	1987-89	R200051	1.794" x 10.070"	B	D6HZ-3111A	Bearing 3.26" OD x .94" thick.
12000	1986-90	R200051	1.794" x 10.070"	B	D6HZ-3111A	Bearing 3.26" OD x .94" thick.
	1989-91	R200273			E9HZ-3111A	w/Screw-in end caps.
13000	1990-98	R200273	1.794" x 10.070"	B	E9HZ-3111A	w/Steel axle.

Tie Rod Ends

AXLE RATING LBS.	AXLE CODE/YEAR	PART NO./LOCATION	STUD CTR TO ROD END	OEM REF	NOTES
9000	1990-94	R230031 Curbside	6.07"	F0HZ-3A131E, E6HZ-3A130A	
		R230030 Roadside		F0HZ-3A131F, E6HZ-3A131A	
12000	1990-91	R230069 Curbside	5.44"	E4HZ-3A130A	w/Steel axle.
		R230068 Roadside		E4HZ-3A131A	
	1992-94	R230408 Curbside	6.00"	F1HZ-3A130A, F3HZ-3A130B	
		R230409 Roadside		F1HZ-3A131A, F3HZ-3A131B	
13000	1990-91	R230069 Curbside	5.44"	E4HZ-3A130A	w/Steel axle.
		R230068 Roadside		E4HZ-3A131A	
	1992-98	R230408 Curbside	6.00"	F1HZ-3A130A, F3HZ-3A130B	
		R230409 Roadside		F1HZ-3A131A, F3HZ-3A131B	

FORD

CF800, CFT800

King Pin Kits

AXLE RATING LBS.	AXLE CODE/YEAR	PART NO./BUSHING	KING PIN SIZE	TYPE	OEM REF	NOTES
9000	1986-88	R200276 Easy Steer	1.794" x 10.070"	B	D6HZ-3111C	
	1986-89	R200050	1.607" x 9.080"		D6HZ-3111B	To 1/89
	1989-98	R200275			E9HZ-3111B	From 1/89, with screw-in end caps.
11000	1987-89	R200051	1.794" x 10.070"	B	D6HZ-3111A	Bearing 3.26" OD x .94" thick.
12000	1986-89	R200051	1.794" x 10.070"	B	D6HZ-3111A	Bearing 3.26" OD x .94" thick.
	1989-91	R200273			E9HZ-3111A	w/Screw-in end caps.
13000	1987-90	R200051	1.794" x 10.070"	B	D6HZ-3111A	Bearing 3.26" OD x .94" thick.
	1990-91	R200273			E9HZ-3111A	w/Steel axle.

Tie Rod Ends

AXLE RATING LBS.	AXLE CODE/YEAR	PART NO./LOCATION	STUD CTR TO ROD END	OEM REF	NOTES
9000	1986-94	R230031 Curbside	6.07"	FOHZ-3A131B	
		R230030 Roadside		FOHZ-3A130B	
	1995-98	R230424 Curbside	7.188"	F5HZ-3A131B	
		R230419 Roadside		F5HZ-3A130B	
11000	1987-98	R230031 Curbside	6.07"	FOHZ-3A131B, E6HZ-3A130A	
		R230030 Roadside		FOHZ-3A130B, E6HZ-3A131A	
12000	1986-98	R230031 Curbside	6.07"	FOHZ-3A131B, E6HZ-3A130A	
		R230030 Roadside		FOHZ-3A130B, E6HZ-3A131A	
	1990-91	R230069 Curbside	5.44"	E4HZ-3A130A	w/Steel axle.
		R230068 Roadside		E4HZ-3A131A	
	1992-94	R230408 Curbside	6.00"	F1HZ-3A130A, F3HZ-3A130B	
R230409 Roadside		F1HZ-3A131A, F3HZ-3A131B			
13000	1987-92	R230031 Curbside	6.07"	FOHZ-3A131B, E6HZ-3A130	
		R230030 Roadside		FOHZ-3A130B, E6HZ-3A131A	
	1990-91	R230069 Curbside	5.44"	E4HZ-3A130A	
		R230068 Roadside		E4HZ-3A131A	
	1992-98	R230408 Curbside	6.00"	F1HZ-3A130A, F3HZ-3A130B	
R230409 Roadside		F1HZ-3A131A, F3HZ-3A131B			

King Pin Kits

AXLE RATING LBS.	AXLE CODE/YEAR	PART NO./BUSHING	KING PIN SIZE	TYPE	OEM REF	NOTES
11000	1987-89	R200051	1.794" x 10.070"	B	D6HZ-3111A	Bearing 3.26" OD x .94" thick. w/Steel or aluminum axle.
12000	1978-86	R200051	1.794" x 10.070"	B	D6HZ-3111A	Bearing 3.26" OD x .94" thick. w/Steel axle.
	1987-88	R200051				Bearing 3.26" OD x .94" thick. w/Steel or aluminum axle.
	1989-91	R200273				E9HZ-3111A
13000	1978-88	R200051	1.794" x 10.070"	B	D6HZ-3111A	Bearing 3.26" OD x .94" thick. w/Steel axle.
	1989	R200273				E9HZ-3111A

Tie Rod Ends

AXLE RATING LBS.	AXLE CODE/YEAR	PART NO./LOCATION	STUD CTR TO ROD END	OEM REF	NOTES
11000	1987-89	R230069 Curbside	5.44"	E3HZ-3A130A	w/Steel or aluminum axles.
		R230068 Roadside		E3HZ-3A131A	
12000	1978-91	R230069 Curbside	5.44"	D0HZ-3A130A	w/Steel or aluminum axles.
		R230068 Roadside		D0HZ-3A131A	
13000	1980-86	R230069 Curbside	5.44"	D0HZ-3A130A	
		R230068 Roadside		D0HZ-3A131A	

E100, E150, F150

King Pin Kits

AXLE RATING LBS.	AXLE CODE/YEAR	PART NO./BUSHING	KING PIN SIZE	TYPE	OEM REF	NOTES
2600	1968-72	R200035 Bronze	0.859" x 6.480"	A	D5TZ-3111A	
		R200020 Bronze	1.054" x 6.969"		C4UZ-3111B	
		R200036 Bronze	0.859" x 6.670"		D5HA-3304EA	
		R200049 Bronze	1.054" x 6.685"		D5UZ3111B	
		R200062 Bronze	1.054" x 6.969"		E0TZ3111A	
6200-6900	1975-84	R200035 Bronze	0.859" x 6.480"	A	C8TZ-3111A	
					D5TZ-3111A	
		R200036 Bronze	0.859" x 6.670"	A	D5UZ-3111A	

E100, E350

King Pin Kits

AXLE RATING LBS.	AXLE CODE/YEAR	PART NO./BUSHING	KING PIN SIZE	TYPE	OEM REF	NOTES
2600	1975-date	R200049 Bronze	1.054" x 6.685"	A	D5UZ-3111B	
		R200062 Bronze	1.054" x 6.969"		E0TZ-3111A	
					D5TZ3111A	

F1000, F1100

King Pin Kits

AXLE RATING LBS.	AXLE CODE/YEAR	PART NO./BUSHING	KING PIN SIZE	TYPE	OEM REF	NOTES
9000	1962-69	R200142	1.434" x 8.500"	B	D1HZ-3111A	
12000	1962-69	R200172	1.794" x 9.120"	B	D1HZ-3111B	

APPLICATION GUIDE (A-F)

FORD

F1000, F1100 (continued)

Tie Rod Ends

AXLE RATING LBS.	AXLE CODE/YEAR	PART NO./LOCATION	STUD CTR TO ROD END	OEM REF	NOTES
9000	1962-69	R230061 Curbside	4.875"	C8TZ-3A130A	
		R230060 Roadside		C1TZ-3A131C	
12000, 15000	1962-69	R230066 Curbside	5.75"	B8TZ-3A131B	
		R230067 Roadside		B8TZ-3A130B	

F250

King Pin Kits

AXLE RATING LBS.	AXLE CODE/YEAR	PART NO./BUSHING	KING PIN SIZE	TYPE	OEM REF	NOTES
	1980-1986	R200062 Bronze	1.054" x 6.969"	A	E0TZ-3111A C8TZ-3111A D5TZ-3111A	

F350, P35, P400 STRAIGHT AXLE

King Pin Kits

AXLE RATING LBS.	AXLE CODE/YEAR	PART NO./BUSHING	KING PIN SIZE	TYPE	OEM REF	NOTES
3800	1957-date	R200012 Bronze	0.921" x 7.00"	C	B7Y-3111A	

F500

King Pin Kits

AXLE RATING LBS.	AXLE CODE/YEAR	PART NO./BUSHING	KING PIN SIZE	TYPE	OEM REF	NOTES
4700 5000	1963-date	R200018	1.231" x 7.860"	C	C3TZ-3111A D2TZ-3111D	

King Pin Kits

AXLE RATING LBS.	AXLE CODE/YEAR	PART NO./BUSHING	KING PIN SIZE	TYPE	OEM REF	NOTES
5000	1961-79	R200018	1.231" x 7.860"	C	C3TZ-3111A	
5500	1961-86	R200018	1.231" x 7.860"	C	C3TZ-3111A	
6000	1967-88	R200029	1.231" x 8.910"	C	C7TZ-3111A	
		R200028 Nylon				
	1989-99	R200072	1.299" x 7.748"	B	E8HZ-3111A	
7000	1960-70	R200143	1.234" x 7.438"	B	B7TZ-3111F	To G90,001.
		R200155 Nylon			C2TZ-3111F	
	1967-75	R200029	1.231" x 8.910"	C	C7TZ-3111A	w/Air brakes before W40,001.
		R200028 Nylon				
	1970-88	R200029				w/Hydraulic brakes from G90,001.
		R200028 Nylon				
	1975-88	R200044	1.433" x 8.250"	B	D6TZ-3111A	w/Air brakes from W40,001.
	1989-97	R200072	1.299" x 7.748"		E8HZ-3111A	w/Hydraulic brakes.
8000	1987-90	R200044	1.433" x 8.250"	B	E7TZ-3111A	w/Air brakes.
	1989-99	R200280			E9HZ-3111C	w/Air brakes from 2/91.
9000	1975-90	R200044	1.433" x 8.250"	B	D6TZ-3111A	w/Air brakes from W40,001; 1980-84 all brakes.
	1983	R200276 Easy Steer	1.794" x 10.070"		D6HZ-3111C	w/Air brakes.
	1983-90	R200050	1.607" x 9.080"		D6HZ-3111B	Heavy duty w/air brakes.
	1989-99	R200280	1.433" x 8.250"		E9HZ-3111C	w/Air brakes from 2/91.
10000	1987-90	R200051	1.794" x 10.070"	B	D6HZ-3111A	Except aluminum axle.
	1990-99	R200273			E9HZ-3111A	w/Steel axle.
12000	1982-88	R200051	1.794" x 10.070"	B	D6HZ-3111A	
	1989-94	R200273			E9HZ-3111A	w/Screw-in end caps.

Tie Rod Ends

AXLE RATING LBS.	AXLE CODE/YEAR	PART NO./LOCATION	STUD CTR TO ROD END	OEM REF	NOTES
4700	1957-62	R230003 Curbside	3.50"	C1TZ-3A130A	
		R230002 Roadside		C1TZ-3A131A	
5000	1953-66	R230003 Curbside	3.50"	C1TZ-3A130A	w/Manual steering.
		R230002 Roadside		C1TZ-3A131A	
	1967-79	R230019 Curbside	4.438"	C7TZ-3A130D	
		R230018 Roadside		C7TZ-3A131D	
5500	1961-66	R230003 Curbside	3.50"	C1TZ-3A130A	w/Manual steering.
		R230002 Roadside		C1TZ-3A131A	
	1967-86	R230019 Curbside	4.438"	C7TZ-3A130D	
		R230018 Roadside		C7TZ-3A131D	
6000	1967-90	R230019 Curbside	4.438"	C7TZ-3A130D	
		R230018 Roadside		C7TZ-3A131D	
	1990	R230035 Curbside	4.93"	F0HZ-3A130C	Except low profile option.
		R230034 Roadside		F0HZ-3A131C	
	1990-94	R230031 Curbside	6.07"	F0HZ-3A131E	
		R230030 Roadside		F0HZ-3A131F	
	1995	R230424 Curbside	7.188"	F5HZ-3A131B	
		R230419 Roadside		F5HZ-3A130B	

APPLICATION GUIDE (A-F)

FORD

F600, F6000, FT600, FT6000, F700, F7000, FT700 (Continued)

Tie Rod Ends (Continued)

AXLE RATING LBS.	AXLE CODE/YEAR	PART NO./LOCATION	STUD CTR TO ROD END	OEM REF	NOTES	
7000	1961-66	R230063 Curbside	3.88"	C1TZ-3A130B		
		R230062 Roadside		C1TZ-3A131B		
	1967-90	R230019 Curbside	4.438"	C7TZ-3A130D		w/Hydraulic brakes; 1989-90 except low profile option.
		R230018 Roadside		C7TZ-3A131D		
	1973-75	R230019 Curbside		C7TZ-3A130D		w/Air brakes to W40,001.
		R230018 Roadside		C7TZ-3A131D		
	1975-88	R230031 Curbside	6.07"	D5TZ-3A131A		w/Air brakes from W40,001.
		R230030 Roadside		D5TZ-3A130A		
	1990-94	R230031 Curbside		F0HZ-3A131E		
		R230030 Roadside		F0HZ-3A131F		
1995	R230424 Curbside	7.188"	F5HZ-3A131B			
	R230419 Roadside		F5HZ-3A130B			
1995-99	R230408 Curbside	6.00"	F3HZ-3A130B			
	R230409 Roadside		F3HZ-3A131B			
8000	1987-98	R230031 Curbside	6.07"	D5TZ-3A131A		
		R230030 Roadside		D5TZ-3A130A		
	1995-99	R230424 Curbside	7.188"	F5HZ-3A131B		
		R230419 Roadside		F5HZ-3A130B		
9000	1968-79	R230061 Curbside	4.875"	C8TZ-3A130A	w/Hydraulic brakes from 1973. w/ Manual steering only.	
		R230060 Roadside		C1TZ-3A131C		
	1973-75	R230061 Curbside		C8TZ-3A130A	w/Air brakes to W40,001. w/Manual steering only.	
		R230060 Roadside		C1TZ-3A131C		
	1975-94	R230031 Curbside	6.07"	D5TZ-3A131A		
		R230030 Roadside		D5TZ-3A130A		
1995-99	R230424 Curbside	7.188"	F5HZ-3A131B			
	R230419 Roadside		F5HZ-3A130B			
10000	1987-98	R230069 Curbside	5.44"	E3HZ-3A130A, E4HZ-3A130A		
		R230068 Roadside		E3HZ-3A131A, E4HZ-3A131A		
	1992-98	R230408 Curbside	6.00"	F1HZ-3A130A, F3HZ-3A130B		
		R230409 Roadside		F1HZ-3A131A, F3HZ-3A131B		
12000	1982-98	R230069 Curbside	5.44"	E3HZ-3A130A, E4HZ-3A130A		
		R230068 Roadside		E3HZ-3A131A, E4HZ-3A131A		
	1992-98	R230408 Curbside	6.00"	F1HZ-3A130A, F3HZ-3A130B		
		R230409 Roadside		F1HZ-3A131A, F3HZ-3A131B		
	1995-99	R230145 Curbside	7.75"	F5HZ-3A130AA		
		R230146 Roadside		F5HZ-3A131AA		
14600	1995-98	R230408 Curbside	6.00"	F3HZ-3A130B		
		R230409 Roadside		F3HZ-3A131B		

AXLE RATING LBS.	AXLE CODE/YEAR	PART NUMBER	STUD CTR TO STUD CTR	OEM REF	NOTES
5000	1967-79	R250012	16.64"	C7TZ-3304A	
5500	1967-79	R250012	16.64"	C7TZ-3304A	
	1980-86	R250033	19.25"	E0HZ-3304A	
6000	1967-68	R250012	16.64"	C7TZ-3304A	w/Power steering.
	1967-79	R250012			w/Manual steering.
	1973-79	R250012			
	1980-88	R250033	19.25"	E0HZ-3304A	
	1989-92	R250095	20.66"	E8HZ-3304B, F0HZ-3304G	
	1995-98	R250392	21.23"	F5HZ-3304A	
7000	1967-68	R250012	16.64"	C7TZ-3304A	w/Power steering.
	1967-79	R250012			w/Manual steering to W20,001.
	1980-90	R250033	19.25"	E0HZ-3304A	
	1989-92	R250095	20.66"	E8HZ-3304B, F0HZ-3304G	w/Hydraulic brakes.
	1995-98	R250392	21.23"	F5HZ-3304A	
8000	1984-87	R250034	19.23"	E3HZ-3304B	w/Air brakes.
	1988-92	R250095	20.66"	E8HZ-3304B	
	1992-93	R250362	19.47"	F2HZ-3304D	Before 5/93
	1993-98	R250395	19.43"	F4HZ-3304A	After 5/93.
9000	1980-87	R250034	19.23"	E0HZ-3304B	
	1992-93	R250362	19.47"	F2HZ-3304D	Before 5/93.
	1993-98	R250395	19.43"	F4HZ-3304A	After 5/93.
10000	1987-91	R250105	19.23"	E3HZ-3304A, F0HZ-3304A	
12000	1982-91	R250105	19.23"	E3HZ-3304A, F0HZ-3304A	

**F750
King Pin Kits**

AXLE RATING LBS.	AXLE CODE/YEAR	PART NO./BUSHING	KING PIN SIZE	TYPE	OEM REF	NOTES
7000	1960-70	R200143 R200155 Nylon	1.234" x 7.438"	B	B7TZ-3111F C2TZ-3111F	Before G90,001.
	1970-77	R200029 R200028 Nylon	1.231" x 8.910"	C	C7TZ-3111A	w/Hydraulic brakes from G90,001.
	1973-88	R200029 R200028 Nylon				w/Air brakes before W40,001.
9000	1973-75	R200142	1.434" x 8.500"	B	D1HZ-3111A	w/Air brakes before W40,001.
	1975-88	R200044	1.433" x 8.250"		D6TZ-3111A	w/Air brakes from W40,001.
	1989-99	R200280			E9HZ-3111C	w/Air brakes from 2/91.

FORD

F750 (Continued)

Tie Rod Ends

AXLE RATING LBS.	AXLE CODE/YEAR	PART NO./LOCATION	STUD CTR TO ROD END	OEM REF	NOTES
7000	1961-66	R230063 Curbside	3.88"	C1TZ-3A130B	
		R230062 Roadside		C1TZ-3A131B	
	1967-88	R230019 Curbside	4.438"	C7TZ-3A130D	w/Hydraulic brakes.
		R230018 Roadside		C7TZ-3A131D	
1973-75	R230019 Curbside		C7TZ-3A130D	w/Air brakes before W40,001.	
	R230018 Roadside		C7TZ-3A131D		
9000	1973-75	R230061 Curbside	4.875"	C8TZ-3A130A	w/Air brakes before W40,001. w/Manual steering only.
		R230060 Roadside		C1TZ-3A131C	
	1975-77	R230031 Curbside	6.07"	D5TZ-3A131A	w/Air brakes from W40,001.
		R230030 Roadside		D5TZ-3A130A	

Drag Links

AXLE RATING LBS.	AXLE CODE/YEAR	PART NUMBER	STUD CTR TO STUD CTR	OEM REF	NOTES
7000	1967-68	R250012	16.64"	C7TZ-3304A	w/Power steering.
	1967-79	R250012			w/Manual steering before W20,001.

F800, FT800, F880, F8000

King Pin Kits

AXLE RATING LBS.	AXLE CODE/YEAR	PART NO./BUSHING	KING PIN SIZE	TYPE	OEM REF	NOTES
5500	1980-83	R200018	1.231" x 7.860"	C	C3TZ-3111A	
6000	1984-90	R200029	1.231" x 8.910"	C	C7TZ-3111A	
		R200028 Nylon				
7000	1989-99	R200072	1.299" x 7.748"	B	E8HZ-3111A	
		R200143				
7000	1960-70	R200155 Nylon	1.234" x 7.438"	B	B7TZ-3111F	Before G90,001.
		C2TZ-3111F				
7000	1970-88	R200029	1.231" x 8.910"	C	C7TZ-3111A	w/Hydraulic brakes from G90,001.
		R200028 Nylon				
7000	1973-75	R200029				w/Air brakes before W40,001.
		R200028 Nylon				
7000	1980-88	R200044	1.433" x 8.250"	B	D6TZ-3111A	w/Air brakes.
		R200072				
8000	1989-99	R200280	1.433" x 8.250"	B	E9HZ-3111C	
		R200142				
9000	1973-75	R200142	1.434" x 8.500"	B	D1HZ-3111A	w/Air brakes before W40,001.
		R200044				
9000	1975-90	R200044	1.433" x 8.250"		D6TZ-3111A	w/Air brakes from W40,001; 1980-83 all brakes.
		R200050				
9000	1983	R200276 Easy Steer	1.607" x 9.080"		D6HZ-3111B	Heavy duty w/air brakes.
		D6HZ-3111C				
9000	1989-99	R200280	1.433" x 8.250"		E9HZ-3111C	w/Air brakes from 2/91.
		R200051				
10000	1987-90	R200051	1.794" x 10.070"	B	D6HZ-3111A	Except aluminum axle.
		R200273				
10000	1990-94	R200273			E9HZ-3111A	w/Steel axle.
		R200051				
12000	1983-88	R200051	1.794" x 10.070"	B	D6HZ-3111A	
		R200273				
12000	1989-94	R200273			E9HZ-3111A	
		R200051				

AXLE RATING LBS.	AXLE CODE/YEAR	PART NO./LOCATION	STUD CTR TO ROD END	OEM REF	NOTES
5500	1980-83	R230019 Curbside	4.438"	C7TZ-3A130D	
		R230018 Roadside		C7TZ-3A131D	
6000	1984-90	R230019 Curbside	4.438"	C7TZ-3A130D	
		R230018 Roadside		C7TZ-3A131D	
	1990	R230035 Curbside	4.93"	F0HZ-3A130C	Except low profile option.
		R230034 Roadside		F0HZ-3A131C	
	1990-94	R230031 Curbside	6.07"	F0HZ-3A131E	
		R230030 Roadside		F0HZ-3A131F	
	1995	R230424 Curbside	7.188"	F5HZ-3A131B	
		R230419 Roadside		F5HZ-3A130B	
1995-99	R230408 Curbside	6.00"	F3HZ-3A130B		
	R230409 Roadside		F3HZ-3A131B		
7000	1961-66	R230063 Curbside	3.88"	C1TZ-3A130B	
		R230062 Roadside		C1TZ-3A131B	
	1967-90	R230019 Curbside	4.438"	C7TZ-3A130D	w/Hydraulic brakes except low profile option.
		R230018 Roadside		C7TZ-3A131D	
	1973-75	R230019 Curbside		C7TZ-3A130D	w/Air brakes before W40,001.
		R230018 Roadside		C7TZ-3A131D	
	1980-88	R230031 Curbside	6.07"	D5TZ-3A131A	w/Air brakes.
		R230030 Roadside		D5TZ-3A130A	
	1990-94	R230031 Curbside		F0HZ-3A131E	
		R230030 Roadside		F0HZ-3A131F	
	1995	R230424 Curbside	7.188"	F5HZ-3A131B	
		R230419 Roadside		F5HZ-3A130B	
	1995-99	R230408 Curbside	6.00"	F3HZ-3A130B	
R230409 Roadside		F3HZ-3A131B			
8000	1987-98	R230031 Curbside	6.07"	D5TZ-3A131A	
		R230030 Roadside		D5TZ-3A130A	
	1995-99	R230424 Curbside	7.188"	F5HZ-3A131B	
		R230419 Roadside		F5HZ-3A130B	
9000	1973-75	R230061 Curbside	4.875"	C8TZ-3A130A	w/Air brakes before W40,001. w/Manual steering only.
		R230060 Roadside		C1TZ-3A131C	
	1975-94	R230031 Curbside	6.07"	D5TZ-3A130A	w/Air brakes from W40,001; 1980-83 all brakes.
		R230030 Roadside		D5TZ-3A131A	
	1995-98	R230424 Curbside	7.188"	F5HZ-3A131B	
		R230419 Roadside		F5HZ-3A130B	
10000	1987-98	R230069 Curbside	5.44"	E3HZ-3A130A, E4HZ-3A130A	
		R230068 Roadside		E3HZ-3A131A, E4HZ-3A131A	
	1992-98	R230408 Curbside	6.00"	F1HZ-3A130A, F3HZ-3A130B	
		R230409 Roadside		F1HZ-3A131A, F3HZ-3A131B	

FORD

F800, FT800, F880, F8000 (Continued)

Tie Rod Ends (Continued)

AXLE RATING LBS.	AXLE CODE/YEAR	PART NO./LOCATION	STUD CTR TO ROD END	OEM REF	NOTES
12000	1983-98	R230069 Curbside	5.44"	D0HZ-3A130A, E3HZ-3A130A, E4HZ-3A130A	w/Air brakes.
		R230068 Roadside			
	1992-94	R230408 Curbside	6.00"	F1HZ-3A130A, F3HZ-3A130B	
		R230409 Roadside			
	1995-99	R230145 Curbside	7.75"	F5HZ-3A130AA	
		R230146 Roadside			
14600	1995-98	R230408 Curbside	6.00"	F3HZ-3A130B	
		R230409 Roadside			F3HZ-3A131B

Drag Links

AXLE RATING LBS.	AXLE CODE/YEAR	PART NUMBER	STUD CTR TO STUD CTR	OEM REF	NOTES
5500	1980-83	R250033	19.25"	E0HZ-3304A	
6000	1984-88	R250033	19.25"	E0HZ-3304A	
	1989-92	R250095	20.66"	E8HZ-3304B, F0HZ-3304G	
	1995-98	R250392	21.23"	F5HZ-3304A	Except low profile option.
7000	1967-68	R250012	16.64"	C7TZ-3304A	w/Power steering.
	1967-75	R250012			w/Manual steering before W20,001.
	1976-88	R250033	19.25"	E0HZ-3304A	
	1989-92	R250095	20.66"	E8HZ-3304B	
	1995-98	R250392	21.23"	F5HZ-3304A	Except low profile option.
	8000	1992-93	R250362	19.47"	F2HZ-3304D
1993-98		R250395	19.43"	F4HZ-3304A	After 5/93.
9000	1980-87	R250034	19.23"	E0HZ-3304B, E3HZ-3304D	
					1992-93
	1993-98	R250395	19.43"	F4HZ-3304A	After 5/93.
10000, 12000	1982-91	R250105	19.23"	E3HZ-3304A, F0HZ-3304A	

F850, F950

King Pin Kits

AXLE RATING LBS.	AXLE CODE/YEAR	PART NO./BUSHING	KING PIN SIZE	TYPE	OEM REF	NOTES
7000	1961-69	R200143	1.234" x 7.438"	B	B7TZ-3111F	
		R200155 Nylon			C2TZ-3111F	
9000	1961-69	R200142	1.434" x 8.500"	B	D1HZ-3111A	
12000	1961-69	R200172	1.794" x 9.120"	B	D1HZ-3111B	

Tie Rod Ends

AXLE RATING LBS.	AXLE CODE/YEAR	PART NO./LOCATION	STUD CTR TO ROD END	OEM REF	NOTES
7000	1961-69	R230063 Curbside	3.88"	C1TZ-3A130B	
		R230062 Roadside		C1TZ-3A131B	
9000	1961-69	R230061 Curbside	4.875"	C8TZ-3A130A	
		R230060 Roadside		C1TZ-3A131C	
12000	1961-69	R230066 Curbside	5.75"	B8TZ-3A131B	
		R230067 Roadside		B8TZ-3A130B	

F900, F9000, FT900, FT9000

King Pin Kits

AXLE RATING LBS.	AXLE CODE/YEAR	PART NO./BUSHING	KING PIN SIZE	TYPE	OEM REF	NOTES	
5500	1980-83	R201315 Easy Steer	1.794" x 10.392"	B	C3TZ-3111A		
6000	1984-90	R200029	1.231" x 8.910"	C	C7TZ-3111A		
		R200028 Nylon					
	1995-99	R200072	1.299" x 7.748"	B	F1HZ-3111A		
7000	1980-88	R200029	1.231" x 8.910"	C	D7TZ-3111A	w/Hydraulic brakes.	
		R200028 Nylon					
		R200044	1.433" x 8.250"	B	D6TZ-3111A	w/Air brakes.	
		1989-94	R200072	1.299" x 7.748"		E8HZ-3111A	w/Hydraulic brakes.
		1995-97	R200072			F1HZ-3111A	
8000	1987-92	R200044	1.433" x 8.250"	B	D6TZ-3111A	w/Air brakes.	
	1989-99	R200280			E9HZ-3111C	w/Air brakes from 2/91.	
9000	1980-92	R200044	1.433" x 8.250"	B	D6TZ-3111A		
	1983	R200050				1.607" x 9.080"	D6HZ-3111B
		R200276 Easy Steer	1.794" x 10.070"		D6HZ-3111C		
	1989-99	R200280	1.433" x 8.250"		E9HZ-3111C	w/Air brakes from 2/91.	
10000	1987-90	R200051	1.794" x 10.070"	B	D6HZ-3111A	Except aluminum axle. Bearing 3.26" OD x .94" thick.	
	1990-99	R200273			E9HZ-3111A	w/Steel axle.	
12000	1982-88	R200051	1.794" x 10.070"	B	D6HZ-3111A	Bearing 3.26" OD x .94" thick.	
	1989-94	R200273			E9HZ-3111A	Screw-in end caps w/steel axle.	

FORD

F900, F9000, FT900, FT9000 (Continued)

Tie Rod Ends

AXLE RATING LBS.	AXLE CODE/YEAR	PART NO./LOCATION	STUD CTR TO ROD END	OEM REF	NOTES
5500	1980-83	R230019 Curbside	4.438"	C7TZ-3A130D	
		R230018 Roadside		C7TZ-3A131D	
6000	1984-90	R230019 Curbside	4.438"	C7TZ-3A130D	
		R230018 Roadside		C7TZ-3A131D	
	1990	R230035 Curbside	4.93"	F0HZ-3A130C	Except low profile option.
		R230034 Roadside		F0HZ-3A131C	
	1990-94	R230031 Curbside	6.07"	F0HZ-3A131E	
		R230030 Roadside		F0HZ-3A131F	
1995-99	R230424 Curbside	7.188"	F5HZ-3A131B		
	R230419 Roadside		F5HZ-3A130B		
7000	1980-88	R230031 Curbside	6.07"	D5TZ-3A131A	w/Air brakes.
		R230030 Roadside		D5TZ-3A130A	
	1980-90	R230019 Curbside	4.438"	C7TZ-3A130A	w/Hydraulic brakes except low profile option.
		R230018 Roadside		C7TZ-3A131A	
	1990-94	R230031 Curbside	6.07"	F0HZ-3A131E	
		R230030 Roadside		F0HZ-3A131F	
1995-99	R230424 Curbside	7.188"	F5HZ-3A131B		
	R230419 Roadside		F5HZ-3A130B		
8000	1987-89	R230031 Curbside	6.07"	D5TZ-3A131A	
		R230030 Roadside		D5TZ-3A130A	
	1990-98	R230031 Curbside		F0HZ-3A131B	
		R230030 Roadside		F0HZ-3A130B	
	1995-99	R230424 Curbside	7.188"	F5HZ-3A131B	
R230419 Roadside		F5HZ-3A130B			
9000	1980-94	R230031 Curbside	6.07"	D5TZ-3A131A	
		R230030 Roadside		D5TZ-3A130A	
	1995-98	R230424 Curbside	7.188"	F5HZ-3A131B	
		R230419 Roadside		F5HZ-3A130B	
10000	1987-91	R230069 Curbside	5.44"	E3HZ-3A130A, E4HZ-3A130A	
		R230068 Roadside		E3HZ-3A131A, E4HZ-3A131A	
	1992-94	R230409 Roadside	6.00"	F1HZ-3A131A, F3HZ-3A131B	
	1992-98	R230408 Curbside		F1HZ-3A130A, F3HZ-3A130B	
12000	1982-91	R230069 Curbside	5.44"	E3HZ-3A130A, E4HZ-3A130A	
		R230068 Roadside		E3HZ-3A131A, E4HZ-3A131A	
	1992-94	R230408 Curbside	6.00"	F1HZ-3A130A, F3HZ-3A130B	
		R230409 Roadside		F1HZ-3A131A, F3HZ-3A131B	
	1995-99	R230145 Curbside	7.75"	F5HZ-3A130AA	
R230146 Roadside		F5HZ-3A131AA			
14600	1995-98	R230408 Curbside	6.00"	F3HZ-3A130B	
		R230409 Roadside		F3HZ-3A131B	

Drag Links

AXLE RATING LBS.	AXLE CODE/YEAR	PART NUMBER	STUD CTR TO STUD CTR	OEM REF	NOTES
5500	1980-83	R250033	19.25"	E0HZ-3304A	
6000	1984-88	R250033	19.25"	E0HZ-3304A	
	1989-91	R250095	20.66"	E8HZ-3304B, F0HZ-3304G	
	1995-98	R250392	21.23"	F5HZ-3304A	
7000	1980-88	R250033	19.25"	E0HZ-3304A	
	1989-91	R250095	20.66"	E8HZ-3304B	w/Hydraulic brakes.
	1995-98	R250392	21.23"	F5HZ-3304A	
8000	1992-93	R250362	19.47"	F2HZ-3304D	Before 5/93.
	1993-98	R250395	19.43"	F4HZ-3304A	After 5/93.
9000	1980-87	R250034	19.23"	E0HZ-3304B, E3HZ-3304B	
	1992-93	R250362	19.47"	F2HZ-3304D	Before 5/93
	1993-98	R250395	19.43"	F4HZ-3304A	After 5/93.
10000, 12000	1987-91	R250105	19.23"XB	E3HZ-3304A, F0HZ-3304A	

**HT950, H1000
King Pin Kits**

AXLE RATING LBS.	AXLE CODE/YEAR	PART NO./BUSHING	KING PIN SIZE	TYPE	OEM REF	NOTES
9000	1964-66	R200142	1.434" x 8.500"	B	D1HZ-3111A	
12000	1964-66	R200172	1.794" x 9.120"	B	D1HZ-3111B	

Tie Rod Ends

AXLE RATING LBS.	AXLE CODE/YEAR	PART NO./LOCATION	STUD CTR TO ROD END	OEM REF	NOTES
9000	1964-66	R230061 Curbside	4.875"	C8TZ-3A130A	
		R230060 Roadside		C1TZ-3A131C	
12000	1964-66	R230066 Curbside	5.75"	B8TZ-3A131B	
		R230067 Roadside		B8TZ-3A130B	
15000	1964-66	R230066 Curbside	5.75"	B8TZ-3A131B	
		R230067 Roadside		B8TZ-3A130B	

FORD

L800, L8000 (Includes LN, LNT, LS, LT, LTL and LTS)

King Pin Kits

AXLE RATING LBS.	AXLE CODE/YEAR	PART NO./BUSHING	KING PIN SIZE	TYPE	OEM REF	NOTES	
6000	1967-89	R200029 R200028 Nylon	1.231" x 8.910"	C	C7TZ-3111A		
7000	1963-73	R200029 R200028 Nylon	1.231" x 8.910"	C	C7TZ-3111A		
	1967-88	R200029 R200028 Nylon				1980-86 w/hydraulic brakes.	
	1973-75	R200029 R200028 Nylon				w/Air brakes before W40,001.	
	1975-98	R200044	1.433" x 8.250"	B	D6TZ-3111A	w/Air brakes from W40,001	
	1987-88	R200044				w/Hydraulic brakes.	
	1989-98	R200072	1.299" x 7.748"		E8HZ-3111A, F1HZ-3111A		
	9000	1962-86	R200142	1.434" x 8.500"	B	D1HZ-3111A	w/Air brakes before W40,001.
1975-86		R200050	1.607" x 9.080"		D6HZ-3111B	w/Air brakes from W40,001.	
1980-86		R200276 Easy Steer	1.794" x 10.070"		D6HZ-3111C	w/Air brakes.	
1987-88		R200044	1.433" x 8.250"		D6TZ-3111A		
1989-98		R200275	1.607" x 9.080"		E9HZ-3111B	w/Screw-in end caps.	
1990-98		R200050			D6HZ-3111B	w/Steel axle.	
10000		1987-91	R200051	1.794" x 10.070"	B	D6HZ-3111A	w/Steel axle. Bearing 3.26" OD x .94" thick.
	1990-97	R200273			E9HZ-3111A	w/Steel axle.	
11000	1987-89	R200051	1.794" x 10.070"	B	D6HZ-3111A	w/Air brakes. Bearing 3.26" OD x .94" thick.	
12000	1970-86	R200172	1.794" x 9.120"	B	D1HZ-3111B	w/Hydraulic brakes from 1973, 1970-72 all brakes.	
	1973-75	R200172				w/Air brakes before W40,001.	
	1975-89	R200051	1.794" x 10.070"		D6HZ-3111A	w/Air brakes from W40,001. Bearing 3.26" OD x .94" thick.	
	1989-98	R200273			E9HZ-3111A	w/Steel axle & screw-in end caps.	
16000	1970-75	R200170 R200168 Nylon R200189 R200191	1.999" x 11.040"	B	D0HZ-3111E	Gasket 2208-S-513. No dust cap or screws. Contakins 12 draw keys.	
	1975-98	R200198 R201312 Easy Steer	1.999" x 11.212"		D5HZ-3111C		
	18000	1980-98	R200198 R201312 Easy Steer	1.999" x 11.212"	B	D5HZ-3111C	
		20000	1980-98	R200198 R201312 Easy Steer	B	D5HZ-3111C	

AXLE RATING LBS.	AXLE CODE/YEAR	PART NO./LOCATION	STUD CTR TO ROD END	OEM REF	NOTES
6000	1967-89	R230019 Curbside	4.438"	C7TZ-3A130D	
		R230018 Roadside		C7TZ-3A131D	
7000	1967-73	R230019 Curbside	4.438"	C7TZ-3A130D	
		R230018 Roadside		C7TZ-3A131A	
	1973-75	R230019 Curbside		C7TZ-3A130D	w/Air brakes to W40,001.
		R230018 Roadside		C7TZ-3A131A	
	1973-79	R230019 Curbside		C7TZ-3A130D	w/Hydraulic brakes.
		R230018 Roadside		C7TZ-3A131A	
	1975-79	R230031 Curbside	6.07"	D5TZ-3A131A	w/Air brakes from W40,001.
		R230030 Roadside		D5TZ-3A130A	
	1980-89	R230031 Curbside		D5TZ-3A131A	1987-88 w/hydraulic brakes. 1980-88 w/air brakes.
		R230030 Roadside		D5TZ-3A130A	
1980-90	R230019 Curbside	4.438"	C7TZ-3A130A	1989-90, 1980-86 all w/hydraulic brakes.	
	R230018 Roadside		C7TZ-3A131A		
1990-94	R230031 Curbside	6.07"	FOHZ-3A131B		
	R230030 Roadside		FOHZ-3A130B		
1995-97	R230424 Curbside	7.188"	F5HZ-3A131B		
	R230419 Roadside		F5HZ-3A130B		
9000	1962-69	R230061 Curbside	4.875"	C8TZ-3A130A	
		R230060 Roadside		C1TZ-3A131C	
	1970-72	R230019 Curbside	4.438"	C7TZ-3A130A	
		R230018 Roadside		C7TZ-3A130D	
	1973-75	R230019 Curbside		C7TZ-3A131D	w/air brakes to W40,001
		R230018 Roadside		C7TZ-3A130D	
	1973-86	R230069 Curbside	5.44"	D0HZ-3A130A	w/Hydraulic brakes.
R230068 Roadside		D0HZ-3A131A			
1975-89	R230031 Curbside	6.07"	D5TZ-3A131A	1975-86 w/air brakes from W40,001, 1987-89 all.	
	R230030 Roadside		D5TZ-3A130A		
1990-97	R230031 Curbside		D5TZ-3A131A	w/Steel axle.	
	R230030 Roadside		D5TZ-3A130A		
10000	1987-91	R230069 Curbside	5.44"	E3HZ-3A130A, E4HZ-3A130A	
		R230068 Roadside		E3HZ-3A131A, E4HZ-3A131A	
	1992-98	R230408 Curbside	6.00"	F1HZ-3A130A, F3HZ-3A130B	
		R230409 Roadside		F1HZ-3A131A, F3HZ-3A131B	
11000	1987-89	R230069 Curbside	5.44"	E3HZ-3A130A, E4HZ-3A130A	w/Air brakes.
		R230068 Roadside		E3HZ-3A131A, E4HZ-3A131A	
12000	1970-91	R230068 Roadside	5.44"	D0HZ-3A131A	w/Air brakes to 1984.
		R230069 Curbside		D0HZ-3A130A	
	1992-98	R230408 Curbside	6.00"	F1HZ-3A130A, F3HZ-3A130B	
		R230409 Roadside		F1HZ-3A131A, F3HZ-3A131B	

FORD

L800, L8000 (Includes LN, LNT, LS, LT, LTL and LTS) (Continued)

Tie Rod Ends (Continued)

AXLE RATING LBS.	AXLE CODE/YEAR	PART NO./LOCATION	STUD CTR TO ROD END	OEM REF	NOTES
16000	1970-75	R230070 Curbside	5.75"	D0HZ-3A130B	
		R230071 Roadside		D0HZ-3A131B	
	1975-90	R230069 Curbside	5.44"	E3HZ-3A130A, E4HZ-3A130A	
		R230068 Roadside		E3HZ-3A131A, E4HZ-3A131A	
	1991-98	R230408 Curbside	6.00"	F1HZ-3A130A, F3HZ-3A130B	
		R230409 Roadside		F1HZ-3A131A, F3HZ-3A131B	
18000	1980-90	R230069 Curbside	5.44"	E3HZ-3A130A, E4HZ-3A130A	
		R230068 Roadside		E3HZ-3A131A, E4HZ-3A131A	
	1991-98	R230408 Curbside	6.00"	F1HZ-3A130A, F3HZ-3A130B	
		R230409 Roadside		F1HZ-3A131A, F3HZ-3A131B	
20000	1980-92	R230069 Curbside	5.44"	E3HZ-3A130A, E4HZ-3A130A	
		R230068 Roadside		E3HZ-3A131A, E4HZ-3A131A	
	1991-98	R230408 Curbside	6.00"	F1HZ-3A130A, F3HZ-3A130B	
		R230409 Roadside		F1HZ-3A131A, F3HZ-3A131B	

AXLE RATING LBS.	AXLE CODE/YEAR	PART NUMBER	STUD CTR TO STUD CTR	OEM REF	NOTES
6000	1973-75	R250025	18.03"	D5HZ-3304D, E4HZ-3304B	
7000	1973-91	R250025	18.03"	E3HZ-3304H, E4HZ-3304B	
9000	1973-91	R250025	18.03"	E4HZ-3304B	
	1980-87	R250036	36.31"	E3HZ-3304J	LTS models.
	1987-97	R250347	36.15"	E8HZ-3304E, E8HZ-3304F	
	1990	R250348	32.62"	F0HZ-3304E, F0HZ-3304F	
10000	1980-87	R250036	36.31"	E3HZ-3304J	LTS models.
	1980-91	R250025	18.03"	E3HZ-3304H, E4HZ-3304B	
	1987-90	R250347	36.15"	E8HZ-3304E, E8HZ-3304F	
	1990-91	R250348	32.62"	F0HZ-3304E, F0HZ-3304F	
11000	1987	R250036	36.31"	E3HZ-3304J	LTS models.
	1987-89	R250025	18.03"	E3HZ-3304H, E4HZ-3304B	w/Air brakes.
		R250347	36.15"	E8HZ-3304E, E8HZ-3304F	
12000	1973-91	R250025	18.03"	E4HZ-3304B	
	1980-87	R250036	36.31"	E3HZ-3304J	
	1987-97	R250347	36.15"	E8HZ-3304E, E8HZ-3304F	
	1990-91	R250348	32.62"	F0HZ-3304E, F0HZ-3304F	
16000	1973-90	R250025	18.03"	E3HZ-3304H, E4HZ-3304B	
		R250036	36.31"	E3HZ-3304J	
		R250347	36.15"	E8HZ-3304E, E8HZ-3304F	
	1991-97	R250357	17.53"	F1HZ-3304A, F1HZ-3304B	w/LH power steering gear.
		R250359	32.53"	F1HZ-3304E, F1HZ-3304F	w/RH power steering gear.
	1992-94	R250361	17.91"	F2HZ-3304C	
18000	1980-87	R250036	36.31"	E3HZ-3304J	
	1980-91	R250025	18.03"	E3HZ-3304H, E4HZ-3304B	
	1987-90	R250347	36.15"	E8HZ-3304E, E8HZ-3304F	
	1991-97	R250357	17.53"	F1HZ-3304A, F1HZ-3304B	w/LH power steering gear.
		R250359	32.53"	F1HZ-3304E, F1HZ-3304F	w/RH power steering gear.
	1992-94	R250361	17.91"	F2HZ-3304C	

FORD

L800, L8000 (Includes LN, LNT, LS, LT, LTL and LTS) (Continued)

Drag Links (Continued)

AXLE RATING LBS.	AXLE CODE/YEAR	PART NUMBER	STUD CTR TO STUD CTR	OEM REF	NOTES
20000	1980-87	R250036	36.31"	E3HZ-3304J	
	1980-91	R250025	18.03"	E3HZ-3304H, E4HZ-3304B	
	1987-90	R250347	36.15"	E8HZ-3304E, E8HZ-3304F	
	1991-97	R250357	17.53"	F1HZ-3304A, F1HZ-3304B	w/LH power steering gear.
		R250359	32.53"	F1HZ-3304E, F1HZ-3304F	w/RH power steering gear.
1992-94	R250361	17.91"	F2HZ-3304C	L, LN, LNT, LT models.	

L900, L9000 (Includes L, LL, LN, LNT, LS, LT, LTL and LTS)

King Pin Kits

AXLE RATING LBS.	AXLE CODE/YEAR	PART NO./BUSHING	KING PIN SIZE	TYPE	OEM REF	NOTES
7000	1970-86	R200029	1.231" x 8.910"	C	C7TZ-3111A	w/Hydraulic brakes from 1973, 1970-72 all brakes.
		R200028 Nylon				
	1973-75	R200029	1.433" x 8.250"	B	D6TZ-3111A	1980-86 w/air brakes from W40,001, 1987-88 w/hydraulic brakes.
		R200028 Nylon				
	1975-98	R200044	1.299" x 7.748"		E8HZ-3111A	
1989-90	R200072			F1HZ-3111A	From 10/90	
1990-98	R200072					
9000	1970-86	R200142	1.434" x 8.500"	B	D1HZ-3111A	w/Hydraulic brakes from 1973, 1970-72 all brakes.
	1973-75	R200142				w/Air brakes before W40,001.
	1975-86	R200050	1.607" x 9.080"		D6HZ-3111B	w/Air brakes from W40,001.
	1980-86	R200276 Easy Steer	1.794" x 10.070"		D6HZ-3111C	w/Air brakes.
		R200276 Easy Steer				w/Air brakes from W40,001.
	1987-88	R200044	1.433" x 8.250"		D6TZ-3111A	
	1989	R200275	1.607" x 9.080"		E9HZ-3111B	w/Screw-in end caps.
	1990-98	R200050			D6HZ-3111B	w/Steel axle.
10000	1987-91	R200051	1.794" x 10.070"	B	D6HZ-3111A	w/Steel axle. Bearing 3.26" OD x .94" thick.
	1990-97	R200273			E9HZ-3111A	w/Steel axle.
11000	1987-89	R200051	1.794" x 10.070"	B	D6HZ-3111A	w/Steel axle. Bearing 3.26" OD x .94" thick.
12000	1970-86	R200172	1.794" x 9.120"	B	D1HZ-3111B	w/Hydraulic brakes from 1975, 1970-75 all brakes.
	1975-94	R200051	1.794" x 10.070"		D6HZ-3111A	w/Air brakes from W40,001. w/Steel axle. Bearing 3.26" OD x .94" thick.
	1989-98	R200273			E9HZ-3111A	w/Steel axle. Screw-in end caps.
16000	1970-86	R200170	1.999" x 11.040"	B	D0HZ-3111E	w/Hydraulic brakes from 1973-79, 1970-72 all brakes. 1980-86 all brakes.
		R200168 Nylon				
	1973-75	R200170 R200168 Nylon				w/Air brakes to W40,001.
1980-98	R200198 R201312 Easy Steer	1.999" x 11.212"		D5HZ-3111C	w/Air brakes from W40,001.	

L900, L9000 (Includes L, LL, LN, LNT, LS, LT, LTL and LTS) (Continued)

King Pin Kits (Continued)

AXLE RATING LBS.	AXLE CODE/YEAR	PART NO./BUSHING	KING PIN SIZE	TYPE	OEM REF	NOTES
18000	1970-75	R200170	1.999" x 11.040"	B	D0HZ-3111E	Before W40,001.
		R200168 Nylon				
	1980-98	R200198	1.999" x 11.212"		D5HZ-3111C	From W40,001.
		R201312 Easy Steer				
20000	1970-75	R200170	1.999" x 11.040"	B	D0HZ-3111E	Before W40,001.
		R200168 Nylon				
	1980-98	R200198	1.999" x 11.212"		D5HZ-3111C	
		R201312 Easy Steer				

Tie Rod Ends

AXLE RATING LBS.	AXLE CODE/YEAR	PART NO./LOCATION	STUD CTR TO ROD END	OEM REF	NOTES
7000	1970-90	R230019 Curbside	4.438"	C7TZ-3A130D	1973-86 w/hydraulic brakes. 1989-90 all, 1970-72 all brakes.
		R230018 Roadside		C7TZ-3A131D	
	1973-75	R230019 Curbside		C7TZ-3A130D	w/Air brakes before W40,001.
		R230018 Roadside		C7TZ-3A131D	
1975-88	R230031 Curbside	6.07"	D5TZ-3A131A	1980-86 w/air brakes from W40,001, 1987-88 w/hydraulic brakes.	
	R230030 Roadside		D5TZ-3A130A		
	1995-97	R230424 Curbside	7.188"	F5HZ-3A131B	
		R230419 Roadside		F5HZ-3A130B	
9000	1970-86	R230069 Curbside	5.44"	E4HZ-3A130A	w/Hydraulic brakes from 1973, 1970-72 all brakes.
		R230068 Roadside		E4HZ-3A131A	
	1975-97	R230031 Curbside	6.07"	D5TZ-3A131A	1975 w/air brakes from W40,001, 1987-89 all.
		R230030 Roadside		D5TZ-3A130A	
10000	1987-91	R230069 Curbside	5.44"	E3HZ-3A130A, E4HZ-3A130A	
		R230068 Roadside		E3HZ-3A131A, E4HZ-3A131A	
	1992-98	R230408 Curbside	6.00"	F1HZ-3A130A, F3HZ-3A130B	
		R230409 Roadside		F1HZ-3A131A, F3HZ-3A131B	
11000	1987-89	R230069 Curbside	5.44"	E3HZ-3A130A, E4HZ-3A130A	
		R230068 Roadside		E3HZ-3A131A, E4HZ-3A131A	
12000	1970-91	R230069 Curbside	5.44"	D0HZ-3A130A	
		R230068 Roadside		D0HZ-3A131A	
	1992-98	R230408 Curbside	6.00"	F1HZ-3A130A, F3HZ-3A130B	
		R230409 Roadside		F1HZ-3A131A, F3HZ-3A131B	

FORD

L900, L9000 (Includes L, LL, LN, LNT, LS, LT, LTL and LTS) (Continued)

Tie Rod Ends (Continued)

AXLE RATING LBS.	AXLE CODE/YEAR	PART NO./LOCATION	STUD CTR TO ROD END	OEM REF	NOTES	
16000	1970-79	R230070 Curbside	5.75"	D0HZ-3A130B	w/Hydraulic brakes from 1973, 1970-72 all brakes.	
		R230071 Roadside		D0HZ-3A131B		
	1973-75	R230070 Curbside		D0HZ-3A130B	w/Air brakes to W40,001.	
		R230071 Roadside		D0HZ-3A131B		
	1975-90	R230069 Curbside	5.44"	D0HZ-3A130A	w/Air brakes from W40,001, 1980-90 all brakes.	
		R230068 Roadside		D0HZ-3A131A		
	1980-90	R230069 Curbside		E3HZ-3A130A, E4HZ-3A130A		
		R230068 Roadside		E3HZ-3A131A, E4HZ-3A131A		
	1991-98	R230408 Curbside	6.00"	F1HZ-3A130A, F3HZ-3A130B		
		R230409 Roadside		F1HZ-3A131A, F3HZ-3A131B		
18000	1970-75	R230070 Curbside	5.75"	D0HZ-3A130B	To W40,001.	
		R230071 Roadside		D0HZ-3A131B		
	1975-90	R230069 Curbside	5.44"	D0HZ-3A130A	From W40,001.	
		R230068 Roadside		D0HZ-3A131A		
	1980-90	R230069 Curbside		E3HZ-3A130A, E4HZ-3A130A		
		R230068 Roadside		E3HZ-3A131A, E4HZ-3A131A		
	1991-98	R230408 Curbside	6.00"	F1HZ-3A130A, F3HZ-3A130B		
		R230409 Roadside		F1HZ-3A131A, F3HZ-3A131B		
	20000	1970-75	R230070 Curbside	5.75"	D0HZ-3A130B	To W40,001.
			R230071 Roadside		D0HZ-3A131B	
1975-90		R230069 Curbside	5.44"	D0HZ-3A130A	From W40,001.	
		R230068 Roadside		D0HZ-3A131A		
1980-90		R230069 Curbside		E3HZ-3A130A, E4HZ-3A130A		
		R230068 Roadside		E3HZ-3A131A, E4HZ-3A131A		
1991-98		R230408 Curbside	6.00"	F1HZ-3A130A, F3HZ-3A130B		
		R230409 Roadside		F1HZ-3A131A, F3HZ-3A131B		

AXLE RATING LBS.	AXLE CODE/YEAR	PART NUMBER	STUD CTR TO STUD CTR	OEM REF	NOTES
7000	1973-91	R250025	18.03"	D5HZ-3304D	
9000	1973-91	R250025	18.03"	D5HZ-3304D	
		R250036	36.31"	D0HZ-3304B	
	1987-97	R250347	36.15"	E8HZ-3304E, E8HZ-3304F	
	1990	R250348	32.62"	F0HZ-3304E, F0HZ-3304F	
10000	1980-91	R250025	18.03"	E3HZ-3304H, E4HZ-3304B	
	1987	R250036	36.31"	E3HZ-3304J	LTS models.
	1987-90	R250347	36.15"	E8HZ-3304E, E8HZ-3304F	1990 LS-LTS models w/unitized tractor application.
	1990-91	R250348	32.62"	F0HZ-3304E, F0HZ-3304F	
11000	1987-89	R250025	18.03"	E3HZ-3304H, E4HZ-3304B	
		R250347	36.15"	E8HZ-3304E	
12000	1973-87	R250036	36.31"	D0HZ-3304B	
	1973-91	R250025	18.03"	D5HZ-3304B, E4HZ-3304B	
	1987-89	R250347	36.15"	E8HZ-3304E, E8HZ-3304F	
	1990	R250348	32.62"	F0HZ-3304E, F0HZ-3304F	
	1990-91	R250348			Except 5400/12000 lb. front spring capacity (taper leaf).
16000	1973-87	R250036	36.31"	D0HZ-3304B	
	1980-90	R250025	18.03"	E3HZ-3304H, E4HZ-3304B	
	1987-90	R250347	36.15"	E8HZ-3304E, E8HZ-3304F	
	1991-97	R250357	17.53"	F1HZ-3304A, F1HZ-3304B	w/LH power steering gear.
		R250359	32.53"	F1HZ-3304E, F1HZ-3304F	w/RH power steering gear.
	1992-94	R250361	17.91"	F2HZ-3304C	L, LN, LNT, LT models.
18000	1973-87	R250036	36.31"	D0HZ-3304B	
	1980-90	R250025	18.03"	E3HZ-3304H, E4HZ-3304B	
	1987-90	R250347	36.15"	E8HZ-3304E, E8HZ-3304F	
	1991-97	R250357	17.53"	F1HZ-3304A, F1HZ-3304B	w/LH power steering gear.
		R250359	32.53"	F1HZ-3304E, F1HZ-3304F	w/RH power steering gear.
	1992-94	R250361	17.91"	F2HZ-3304C	L, LN, LNT, LT models.

FORD

L900, L9000 (Includes L, LL, LN, LNT, LS, LT, LTL and LTS) (Continued)

Drag Links (Continued)

AXLE RATING LBS.	AXLE CODE/YEAR	PART NUMBER	STUD CTR TO STUD CTR	OEM REF	NOTES
20000	1973-87	R250036	36.31"	D0HZ-3304B	
	1980-90	R250025	18.03"	E3HZ-3304H, E4HZ-3304B	
	1987-90	R250347	36.15"	E8HZ-3304E, E8HZ-3304F	
	1991-97	R250357	17.53"	F1HZ-3304A, F1HZ-3304B	w/LH power steering gear.
		R250359	32.53"	F1HZ-3304E, F1HZ-3304F	w/RH power steering gear.
1992-94	R250361	17.91"	F2HZ-3304C	L, LN, LNT, LT models.	

LCFC450

Tie Rod Ends

AXLE RATING LBS.	AXLE CODE/YEAR	PART NO./LOCATION	STUD CTR TO ROD END	OEM REF	NOTES
4500-5000	2006-09	R230139 Curbside	6.00"	817019	
		R230140 Roadside		817018	

LLA900, LLS900, LTLA900, LTLS900

King Pin Kits

AXLE RATING LBS.	AXLE CODE/YEAR	PART NO./BUSHING	KING PIN SIZE	TYPE	OEM REF	NOTES
14600, 16000, 18000	1991-98	R200198	1.999" x 11.212"	B	D5HZ-3111C	

Tie Rod Ends

AXLE RATING LBS.	AXLE CODE/YEAR	PART NO./LOCATION	STUD CTR TO ROD END	OEM REF	NOTES
14600, 16000, 18000	1991-98	R230408 Curbside	6.00"	F1HZ-3A130A, F3HZ-3A130B	
		R230409 Roadside		F1HZ-3A131A, F3HZ-3A131B	

Drag Links

AXLE RATING LBS.	AXLE CODE/YEAR	PART NUMBER	STUD CTR TO STUD CTR	OEM REF	NOTES
14600, 16000, 18000	1992-97	R250360	22.61"	F1HZ-3304J	Used with F1HT-3304VA.

AXLE RATING LBS.	AXLE CODE/YEAR	PART NO./BUSHING	KING PIN SIZE	TYPE	OEM REF	NOTES
5000	1967-72	R200018	1.231" x 7.860"	C	C3TZ-3111A	

Tie Rod Ends

AXLE RATING LBS.	AXLE CODE/YEAR	PART NO./LOCATION	STUD CTR TO ROD END	OEM REF	NOTES
5000	1967-72	R230019 Curbside	4.438"	C7TZ-3A130D	
		R230018 Roadside		C7TZ-3A131D	

Drag Links

AXLE RATING LBS.	AXLE CODE/YEAR	PART NUMBER	STUD CTR TO STUD CTR	OEM REF	NOTES
5000	1971	R250012	16.64"	C7TZ-3304A	

LN600

King Pin Kits

AXLE RATING LBS.	AXLE CODE/YEAR	PART NO./BUSHING	KING PIN SIZE	TYPE	OEM REF	NOTES
5000	1967-73	R200018	1.231" x 7.860"	C	C3TZ-3111A	
5500	1967-89	R200018	1.231" x 7.860"	C	C3TZ-3111A	
6000	1967-95	R200029	1.231" x 8.910"	C	C7TZ-3111A	
7000	1967-75	R200029	1.231" x 8.910"	C	C7TZ-3111A	Before W40,001.
		R200028 Nylon				.01 oversize. Before W40,001.
	1975-95	R200044	1.433" x 8.250"	B	D6TZ-3111A	From W40,001. w/Air brakes 1980-83.
	1980-95	R200029	1.231" x 8.910"	C	C7TZ-3111A	w/Hydraulic brakes.
9000	1967-95	R200044	1.433" x 8.250"	B	D6TZ-3111A	From W40,001.
	1973-95	R200142	1.434" x 8.500"		D1HZ-3111A	Before W40,001.

Tie Rod Ends

AXLE RATING LBS.	AXLE CODE/YEAR	PART NO./LOCATION	STUD CTR TO ROD END	OEM REF	NOTES
5000	1967-73	R230019 Curbside	4.438"	C7TZ-3A130D	
		R230018 Roadside		C7TZ-3A131D	
5500	1967-89	R230019 Curbside	4.438"	C7TZ-3A130D	
		R230018 Roadside		C7TZ-3A131D	
6000	1967-95	R230019 Curbside	4.438"	C7TZ-3A130D	
		R230018 Roadside		C7TZ-3A131D	
7000	1973-75	R230019 Curbside	4.438"	C7TZ-3A130D	w/Air brakes before W40,001.
		R230018 Roadside		C7TZ-3A131D	
	1973-95	R230019 Curbside	4.438"	C7TZ-3A130D	w/Hydraulic brakes.
		R230018 Roadside		C7TZ-3A131D	
1975-95	R230031 Curbside	6.07"	D5TZ-3A131A	w/Air brakes from W40,001.	
	R230030 Roadside		D5TZ-3A130A		
9000	1973-75	R230061 Curbside	4.875"	C8TZ-3A130A	w/Air brakes before W40,001.
		R230060 Roadside		C1TZ-3A131C	
1975-95	R230031 Curbside	6.07"	D5TZ-3A131A	w/Air brakes from W40,001.	
	R230030 Roadside		D5TZ-3A130A		

APPLICATION GUIDE (A-F)

FORD

LN700, LN750

King Pin Kits

AXLE RATING LBS.	AXLE CODE/YEAR	PART NO./BUSHING	KING PIN SIZE	TYPE	OEM REF	NOTES
5000	1970-73	R200018	1.231" x 7.860"	C	C3TZ-3111A	
5500	1970-89	R200018	1.231" x 7.860"	C	C3TZ-3111A	
6000	1970-97	R200029 R200028 Nylon	1.231" x 8.910"	C	C7TZ-3111A	
7000	1970-86	R200029 R200028 Nylon	1.231" x 8.910"	C	C7TZ-3111A	w/Hydraulic brakes from 1973.
	1971-97	R200029 R200028 Nylon				w/Air brakes before W40,001.
	1975-97	R200044	1.433" x 8.250"	B	D6TZ-3111A	w/Air brakes from W40,001.
9000	1970-83	R200142	1.434" x 8.500"	B	D1HZ-3111A	w/Hydraulic brakes from 1973.
	1973-97	R200142				w/Air brakes before W40,001.
	1975-97	R200044	1.433" x 8.250"		D6TZ-3111A	w/Air brakes from W40,001; 1984-89 all brakes.

Tie Rod Ends

AXLE RATING LBS.	AXLE CODE/YEAR	PART NO./LOCATION	STUD CTR TO ROD END	OEM REF	NOTES
5000	1970-73	R230019 Curbside	4.438"	C7TZ-3A130D	
		R230018 Roadside		C7TZ-3A131D	
5500	1970-89	R230019 Curbside	4.438"	C7TZ-3A130D	
		R230018 Roadside		C7TZ-3A131D	
6000	1970-97	R230019 Curbside	4.438"	C7TZ-3A130D	
		R230018 Roadside		C7TZ-3A131D	
7000	1970-97	R230019 Curbside	4.438"	C7TZ-3A130D	w/Hydraulic brakes from 1973.
		R230018 Roadside		C7TZ-3A131D	
	1973-75	R230019 Curbside	4.438"	C7TZ-3A130D	w/Air brakes before W40,001.
		R230018 Roadside		C7TZ-3A131D	
1975-97	R230031 Curbside	6.07"	D5TZ-3A131A	w/Air brakes from W40,001.	
	R230030 Roadside		D5TZ-3A130A		
9000	1970-89	R230061 Curbside	4.875"	C8TZ-3A130C	w/Manual steering. w/Hydraulic brakes.
		R230060 Roadside		C1TZ-3A131C	
	1973-75	R230061 Curbside	4.875"	C8TZ-3A130C	w/Manual steering. w/Air brakes before W40,001.
		R230060 Roadside		C1TZ-3A131C	
1975-97	R230031 Curbside	6.07"	D5TZ-3A131A	w/Air brakes from W40,001.	
	R230030 Roadside		D5TZ-3A130A		

LNT880, LT880

King Pin Kits

AXLE RATING LBS.	AXLE CODE/YEAR	PART NO./BUSHING	KING PIN SIZE	TYPE	OEM REF	NOTES
7000	1972-77	R200029 R200028 Nylon	1.231" x 8.910"	C	C7TZ-3111A	
9000	1972-77	R200142	1.434" x 8.500"	B	D1HZ-3111A	
12000	1972-77	R200172	1.794" x 9.120"	B	D1HZ-3111B	

AXLE RATING LBS.	AXLE CODE/YEAR	PART NO./LOCATION	STUD CTR TO ROD END	OEM REF	NOTES
7000, 9000	1972-77	R230019 Curbside	4.438"	C7TZ-3A130D	
		R230018 Roadside		C7TZ-3A131D	
12000	1972-77	R230069 Curbside	5.44"	D0HZ-3A130A	
		R230068 Roadside		D0HZ-3A131A	

Louisville (New Design) L and LT 85/95
King Pin Kits

AXLE RATING LBS.	AXLE CODE/YEAR	PART NO./BUSHING	KING PIN SIZE	TYPE	OEM REF	NOTES
9000	1996-97	R200275	1.607" x 9.080"	B	E9HZ-3111B	
18000, 20000	1996-97	R200198	1.999" x 11.212"	B	D5HZ-3111C	

Tie Rod Ends

AXLE RATING LBS.	AXLE CODE/YEAR	PART NO./LOCATION	STUD CTR TO ROD END	OEM REF	NOTES
9000	1996-98	R230424 Curbside	7.188"	F4HZ-3A130AA	
		R230419 Roadside		F4HZ-3A131AA	
10000, 12000, 13000, 18000, 20000	1996-97	R230145 Curbside	7.75"	F6HZ-3A130AA	
		R230146 Roadside		F6HZ-3A131AA	

Drag Links

AXLE RATING LBS.	AXLE CODE/YEAR	PART NUMBER	STUD CTR TO STUD CTR	OEM REF	NOTES
13000	1996-97	R250124	18.24"	F6HZ-3304FB	

M400 Motor Home Chassis
King Pin Kits

AXLE RATING LBS.	AXLE CODE/YEAR	PART NO./BUSHING	KING PIN SIZE	TYPE	OEM REF	NOTES
	1973-76	R200018	1.231" x 7.860"	C	C3TZ-3111A	

Tie Rod Ends

AXLE RATING LBS.	AXLE CODE/YEAR	PART NO./LOCATION	STUD CTR TO ROD END	OEM REF	NOTES
	1973-76	R230019 Curbside	4.438"	C3TZ-3A130D	
		R230018 Roadside		C3TZ-3A131D	

FORD

N500, N600, N6000, N8000, N850, NT850, N950, NT950, N1000, N1100

King Pin Kits

AXLE RATING LBS.	AXLE CODE/YEAR	PART NO./BUSHING	KING PIN SIZE	TYPE	OEM REF	NOTES
5000, 5500	1963-69	R200018	1.231" x 7.860"	C	C3TZ-3111A	
6000	1967-69	R200029 R200028 Nylon	1.231" x 8.910"	C	C7TZ-3111A	From C70,001.
7000	1963-69	R200143 R200155 Nylon	1.234" x 7.438"	B	B7TZ-3111F C2TZ-3111F	
	1967-69	R200029 R200028 Nylon	1.231" x 8.910"	C	C7TZ-3111A	
9000	1962-69	R200142	1.434" x 8.500"	B	D1HZ-3111A	
12000	1962-69	R200172	1.794" x 9.120"	B	D1HZ-3111B	
	1968-69	R200170 R200168 Nylon	1.999" x 11.040"		D0HZ-3111E	Center point steering.

Tie Rod Ends

AXLE RATING LBS.	AXLE CODE/YEAR	PART NO./LOCATION	STUD CTR TO ROD END	OEM REF	NOTES
5000, 5500	1963-66	R230003 Curbside R230002 Roadside	3.50"	C1TZ-3A130A C1TZ-3A131A	w/Manual steering.
	1967-69	R230019 Curbside R230018 Roadside	4.438"	C7TZ-3A130D C7TZ-3A131D	
6000	1967-69	R230019 Curbside R230018 Roadside	4.438"	C7TZ-3A130D C7TZ-3A131D	
7000	1963-69	R230063 Curbside R230062 Roadside	3.88"	C1TZ-3A130B C1TZ-3A131B	
	1967-69	R230019 Curbside R230018 Roadside	4.438"	C7TZ-3A130D C7TZ-3A131D	
9000	1962-69	R230061 Curbside R230060 Roadside	4.875"	C1TZ-3A130C C1TZ-3A131C	Except 1968-69 power steering.
12000	1962-69	R230066 Curbside R230067 Roadside	5.75"	B8TZ-3A131B B8TZ-3A130B	
15000	1964-69	R230066 Curbside R230067 Roadside	5.75"	B8TZ-3A131B B8TZ-3A130B	

N700, T700, T750

King Pin Kits

AXLE RATING LBS.	AXLE CODE/YEAR	PART NO./BUSHING	KING PIN SIZE	TYPE	OEM REF	NOTES
7000	1957-1966	R200018	1.231" x 7.860"	C	C7TZ-3111A	

P400, P500, P600

King Pin Kits

AXLE RATING LBS.	AXLE CODE/YEAR	PART NO./BUSHING	KING PIN SIZE	TYPE	OEM REF	NOTES
4700	1963-79	R200018	1.231" x 7.860"	C	C3TZ-3111A	
5000	1978-79	R200018	1.231" x 7.860"	C	C3TZ-3111A	

APPLICATION GUIDE (A-F)

AXLE RATING LBS.	AXLE CODE/ YEAR	PART NO./LOCATION	STUD CTR TO ROD END	OEM REF	NOTES
3800	1957-78	R230003 Curbside	3.50"	C1TZ-3A130A	
		R230002 Roadside		C1TZ-3A131A	
4700	1961-90	R230003 Curbside	3.50"	C1TZ-3A130A	
		R230002 Roadside		C1TZ-3A131A	
5000	1978-79	R230019 Curbside	4.438"	C7TZ-3A130D	
		R230018 Roadside		C7TZ-3A131D	

T800, T850, T950
King Pin Kits

AXLE RATING LBS.	AXLE CODE/YEAR	PART NO./BUSHING	KING PIN SIZE	TYPE	OEM REF	NOTES
7000	1967-69	R200143	1.234" x 7.438"	B	B7TZ-3111F	
		R200155 Nylon			C2TZ-3111F	
9000	1961-69	R200142	1.434" x 8.500"	B	D1HZ-3111A	
12000	1962-69	R200172	1.794" x 9.120"	B	D1HZ-3111B	
18000	1964-69	R200170	1.999" x 11.040"	B	D0HZ-3111E	
		R200168 Nylon				

Tie Rod Ends

AXLE RATING LBS.	AXLE CODE/YEAR	PART NO./LOCATION	STUD CTR TO ROD END	OEM REF	NOTES
7000	1967-69	R230063 Curbside	3.88"	C1TZ-3A130B	
		R230062 Roadside		C1TZ-3A131B	
9000	1961-69	R230061 Curbside	4.875"	C8TZ-3A130A	
		R230060 Roadside		C1TZ-3A131C	
12000, 15000	1962-69	R230066 Curbside	5.75"	B8TZ-3A131B	
		R230067 Roadside		B8TZ-3A130B	
18000	1964-69	R230066 Curbside	5.75"	B8TZ-3A131B	
		R230067 Roadside		B8TZ-3A130B	

W900, WT900, W9000, WT9000, W1000, WT10000
King Pin Kits

AXLE RATING LBS.	AXLE CODE/YEAR	PART NO./BUSHING	KING PIN SIZE	TYPE	OEM REF	NOTES
12000	1966-75	R200172	1.794" x 9.120"	B	D1HZ-3111B	Before W40,001.
	1975-77	R200051	1.794" x 10.070"		D6HZ-3111A	From W40,001.

Tie Rod Ends

AXLE RATING LBS.	AXLE CODE/YEAR	PART NO./LOCATION	STUD CTR TO ROD END	OEM REF	NOTES
12000	1966-70	R230066 Curbside	5.75"	B8TZ-3A131B	
		R230067 Roadside		B8TZ-3A130B	
	1970-75	R230070 Curbside		D0HZ-3A130C	Before W40,001.
		R230071 Roadside		D0HZ-3A131C	
15000	1966-70	R230066 Curbside	5.75"	B8TZ-3A131B	
		R230067 Roadside		B8TZ-3A130B	
	1973-74	R230070 Curbside		D0HZ-3A130C	
		R230071 Roadside		D0HZ-3A131C	

APPLICATION GUIDE (A-F)

Model	Page
All Models (Conventional and COE).....	137



CONVENTIONAL(FLD)



COE (FLP, FLT)



CONVENTIONAL (FLC)



**BUSINESS CLASS
(FL/MB SERIES)**

FREIGHTLINER

All Models (Conventional and COE)

King Pin Kits

AXLE RATING LBS.	AXLE CODE/YEAR	PART NO./BUSHING	KING PIN SIZE	TYPE	OEM REF	NOTES
12000	(FE900)	R200144	9.75"	D	KIT 144	Tapered pin.
		R200123 Nylon			KIT 123	
		R200186			KIT 186	
	(FE970)	R200156 Nylon	1.607" x 8.740"	B	KIT 156	
		R200157			KIT 157	
	(FF901)	R200172	1.794" x 9.120"		KIT 172	Contains washers.
	(FF921)	R200193	1.794" x 10.410"		KIT 193	
		R200199		KIT 199		
	(FF931)	R200195	1.794" x 10.392"		KIT 195	
		R201307 Easy Steer		KIT 1307		
(FF971)	R201300	1.607" x 9.375"		KIT 1300		
16000	(FH901)	R200170	1.999" x 11.040"	B	KIT 170	
		R200168 Nylon			KIT 168	
	(FL931)	R200198	1.999" x 11.212"		KIT 198	
		R201312 Easy Steer		KIT 1312		
18000	(FL901)	R200170	1.999" x 11.040"	B	KIT 170	
		R200168 Nylon			KIT 168	

Tie Rod Ends

AXLE RATING LBS.	AXLE CODE/YEAR	PART NO./LOCATION	STUD CTR TO ROD END	OEM REF	NOTES		
12000	(FE900)	R230061 Curbside	4.875"	A3144R226			
		R230060 Roadside		A3144Q225			
	(FE970)	R230061 Curbside		A3144R226			
		R230060 Roadside		A3144Q225			
	(FF901)	R230061 Curbside		4.875"	A3144R226		
			R230060 Roadside		A3144Q225		
		R230066 Curbside		5.75"	A3144D238		Anti-tilt seal type.
			R230067 Roadside		A3144C237		
		R230070 Curbside			A3144J296		Conventional seal type.
			R230071 Roadside		A3144K297		
	(FF921)	R230069 Curbside		5.44"	A3144D524	Greaseable type.	
		R230068 Roadside		A3144E525			
	(FF931)	R230069 Curbside			A3144D524		
		R230068 Roadside		A3144E525			
	(FF943)	R230069 Curbside			A3144D524		
		R230068 Roadside		A3144E525			
	(FF961)	R230069 Curbside			A3144D524		
		R230068 Roadside		A3144E525			
16000	(FH901)	R230070 Curbside	5.75"	A3144J296			
		R230071 Roadside		A3144K297			
	(FL931)	R230073 Curbside	7.37"	A3144F448			
		R230072 Roadside		A3144G449			
18000	(FL901)	R230070 Curbside	5.75"	A3144J296			
		R230071 Roadside		A3144K297			

APPLICATION GUIDE (A-F)

FREIGHTLINER

All Models (Conventional and COE) (continued)


Tie Rod Ends (continued)

AXLE RATING LBS.	AXLE CODE/YEAR	PART NO./LOCATION	STUD CTR TO ROD END	OEM REF	NOTES
20000	(FG903)	R230070 Curbside	5.75"	A3144J296	
		R230071 Roadside		A3144K297	
24000	(FL931)	R230069 Curbside	5.44"	A3144D524	Dual steer axle.
		R230068 Roadside		A3144E525	


Drag Links

AXLE RATING LBS.	AXLE CODE/YEAR	PART NUMBER	STUD CTR TO STUD CTR	OEM REF	NOTES
12000, 16000, 18000	(All)	R230071	5.75" Stud center to rod end	A3144K297	Drag link end - LH thread.
		R230070		L28SV5004D1	Drag link end - RH thread.
12000	(FF940 & FF943)	R230070	5.75" Stud center to rod end	681-460-15-05	Drag link end - RH thread.
16000, 20000	(FL931)	R250120	28.87"	14-12098-001	w/Sheppard M100 steering.

Model	Page	Model	Page
3500 (1 Ton) 2WD.....	140	M50.....	163
A60.....	140	M60, M6000.....	164
A80, N80, Q80, V80.....	140	M65, M6500.....	164
B60, B6P, B6000.....	141	M90, M9500.....	165
B70, C7500, Kodiak, TopKick.....	142	N50.....	166
Bison, General, N9E, N9F.....	143	N60, Y60.....	166
Bruin, Brigadier, J8C, J9C.....	145	P1500 (1/2 Ton) 2WD.....	161
C40.....	146	P2500 (3/4 Ton) 2WD.....	161
C50, C5D, C5000, E5500, H5500, C4500, E4500.....	147	P40.....	168
C5500, Kodiak, TopKick.....	147	P4500.....	168
C60, C6D, C6000, C6H042, Kodiak, TopKick.....	148	P50.....	168
C65, E6500.....	150	P60.....	168
C6500, Kodiak, TopKick.....	151	P6000.....	168
C70, C7D, C7H042, C7H064, Kodiak, TopKick.....	152	Q60, V60, X60.....	170
C8500, Kodiak, TopKick.....	153	R8500.....	170
C9500.....	153	S50, Q50.....	170
D50.....	153	S60, S6000.....	171
D60.....	154	S70, S7T, S7500.....	171
D90, D9500.....	154	T50, T5500.....	172
D9K-D9L.....	155	T60, T6000.....	173
F90.....	156	T65, T6500.....	173
F9500.....	156	T70, T7500.....	174
H70, H7500.....	157	T80, T8500.....	174
H80, H8500.....	158	T90, T9500.....	175
H90, H9500.....	158	Titan, Astro, D9K, D9L.....	176
J70, J7500.....	159	W60, W6N.....	177
J80.....	160	W70.....	177
J8500.....	161	W70, W7N, W7500.....	178
J90, J9500.....	162	W80, W8500.....	178
L50.....	162	W90, W9500.....	179
L60, C80, E80, L80, M80, U80.....	163		



KODIAK/TOPKICK



BRUIN
(Conventional
70-80 Series)




BISON
(Conventional
80-90 Series)



"S" SERIES
(School Bus)



"T" SERIES
(Steel Tilt Cab)



TITAN
(Aluminum Tilt Cab)

GMC/CHEVROLET

3500 (1 Ton) 2WD

King Pin Kits

AXLE RATING LBS.	AXLE CODE/YEAR	PART NO./BUSHING	KING PIN SIZE	TYPE	OEM REF	NOTES
	(F050) 1965-66	R200027 R200026 Nylon	1.109" x 6.343"	A	3927942	

Tie Rod Ends

AXLE RATING LBS.	AXLE CODE/YEAR	PART NO./LOCATION	STUD CTR TO ROD END	OEM REF	NOTES
	(F040) 1965-66	R230013 Curbside R230012 Roadside	6.50"	3864354 3864353	
	(F050) 1965-66	R230009 Curbside R230008 Roadside	5.84"	3864348 3864347	

A60

King Pin Kits

AXLE RATING LBS.	AXLE CODE/YEAR	PART NO./BUSHING	KING PIN SIZE	TYPE	OEM REF	NOTES
7000	1965	R230025 R230024 Nylon	1.249" x 7.888"	A	3927943	
11000	1965	R200144 R200123 Nylon	9.75"	D	2264897	Tapered pin.

Tie Rod Ends

AXLE RATING LBS.	AXLE CODE/YEAR	PART NO./LOCATION	STUD CTR TO ROD END	OEM REF	NOTES
7000	1965	R230013 Curbside R230012 Roadside	6.50"	3864354 3864353	

A80, N80, Q80, V80

King Pin Kits

AXLE RATING LBS.	AXLE CODE/YEAR	PART NO./BUSHING	KING PIN SIZE	TYPE	OEM REF	NOTES
7000	1965	R200025 R200024 Nylon	1.249" x 7.888"	A	3927943	
11000	1965	R200144 R200123 Nylon	9.75"	D	2264897	Tapered pin.

Tie Rod Ends

AXLE RATING LBS.	AXLE CODE/YEAR	PART NO./LOCATION	STUD CTR TO ROD END	OEM REF	NOTES
7000	1965	R230013 Curbside R230012 Roadside	6.50"	3864354 3864353	

AXLE RATING LBS.	AXLE CODE/YEAR	PART NO./BUSHING	KING PIN SIZE	TYPE	OEM REF	NOTES
6000	(F070) 1979-82	R230025 R230024 Nylon	1.249" x 7.888"	A	3927943	
7000	(F070) 1979-91	R230025 R230024 Nylon	1.249" x 7.888"	A	3927943	
7500	(F070) 1979-91	R230025 R230024 Nylon	1.249" x 7.888"	A	3927943	
9000	(F090) 1983-88 (F120D) 1979-92	R200066 R200066	1.745" x 9.38"	B	8885621	
12000	(F120) 1983-92	R200066	1.745" x 9.38"	B	8885621	Second design.

Tie Rod Ends

AXLE RATING LBS.	AXLE CODE/YEAR	PART NO./LOCATION	STUD CTR TO ROD END	OEM REF	NOTES
6000	(F070D) 1979-82	R230035 Curbside R230034 Roadside	4.93"	462390 462389	
7000, 7500	(F070) 1979-92	R230035 Curbside R230034 Roadside	4.93"	462390 462389	
8100	(F090) 1983-92	R230036 Curbside R230037 Roadside	4.875"	2037140 2037142	Has three piece grease retainer.
9000	(F090) 1980-82	R230025 Curbside R230024 Roadside	4.875"	671489 671488	Rubber dust boot.
	(F090), (F120D) 1979-92	R230036 Curbside R230037 Roadside		2037140 2037142	Has three piece grease retainer.
12000	(F120) 1980-82	R230025 Curbside R230024 Roadside	4.875"	671489 671488	
	(F120) 1983-92	R230036 Curbside R230037 Roadside		2037140 2037142	Has three piece grease retainer.

Drag Links

AXLE RATING LBS.	AXLE CODE/YEAR	PART NUMBER	STUD CTR TO STUD CTR	OEM REF	NOTES
6000	(F070) 1979-82	R250001	17.00"	718797, 15506689	
7000	(F070) 1979-91	R250001	17.00"	718797, 15506689	
8100	(F090D) 1983-88	R250053	17.96"	718798	
9000	(F090) 1979-88 (F120D) 1979-91	R250053 R250053	17.96"	718798	
	(F120D) 1988-91	R250103	18.50"	15625713	
12000	(F120) 1979-90	R250053	17.96"	718798	

GMC/CHEVROLET

B70, C7500, Kodiak, TopKick

King Pin Kits

AXLE RATING LBS.	AXLE CODE/YEAR	PART NO./BUSHING	KING PIN SIZE	TYPE	OEM REF	NOTES
7000	(F070) 1979-92	R230025 R230024 Nylon	1.249" x 7.888"	A	3927943	
8100	(F090D) 1984-92	R200066	1.745" x 9.38"	B	8885621	
9000	(F120D) 1979-90	R200066	1.745" x 9.38"	B	8885621	
12000	(F120) 1979-90	R200066	1.745" x 9.38"	B	8885621	

Tie Rod Ends

AXLE RATING LBS.	AXLE CODE/YEAR	PART NO./LOCATION	STUD CTR TO ROD END	OEM REF	NOTES
7000	(F070) 1979-90	R230035 Curbside	4.93"	462390	
		R230034 Roadside		462389	
8100	(F090) 1983-87	R230035 Curbside	4.93"	462390	
		R230034 Roadside		462389	
	(FL1) 1994-99	R230144 Curbside	5.44"	12548111	
		R230143 Roadside		12548110	
9000	(F090) 1979-82	R230025 Curbside	4.875"	671489	Except 2035126 axle assembly. Rubber dust boot.
		R230024 Roadside		671488	
	(F090) 1979-92	R230036 Curbside		2037140	
		R230037 Roadside		2037142	
	(F120D) 1980-85	R230025 Curbside		671489	
		R230024 Roadside		671488	
	(F120D) 1983-92	R230036 Curbside		2037140	
		R230037 Roadside		2037142	
9000, 11000, 12000, 14000	(F43), (FL2), (FS7), (FH0), (FL3) 1990-00	R230142 Curbside	5.44"	12548108	
		R230141 Roadside		12548107	
12000	(F120) 1979-86	R230025 Curbside	4.875"	671489	Rubber dust boot.
		R230024 Roadside		671488	
	(F120) 1983-92	R230036 Curbside	2037140	2037142	
R230037 Roadside					
16000	(FH4) 1993-00	R230073 Curbside	7.37"	12541320	
		R230072 Roadside		12541319	

AXLE RATING LBS.	AXLE CODE/YEAR	PART NUMBER	STUD CTR TO STUD CTR	OEM REF	NOTES
7000	(F070) 1979-92	R250001	17.00"	71897, 15506689	1979-82 All; 1983-88 w/Saginaw power steering; 1988-92 w/power steering except Saginaw.
8100	(F090D) 1983-87	R250053	17.96"	718798	
9000	(F090) 1979-88	R250053	17.96"	718798	
	(F090D) 1979-90	R250053			Except Saginaw power steering.
	(F120D) 1988-90	R250103	18.50"	15625713	w/Saginaw power steering.
12000	(F120) 1979-90	R250053	17.93"	718796	Use w/power ram cylinder.
	(F120) 1988-92	R250104	18.58"	15622057	w/Power steering, use power ram cylinder.

Bison, General, N9E, N9F

King Pin Kits

AXLE RATING LBS.	AXLE CODE/YEAR	PART NO./BUSHING	KING PIN SIZE	TYPE	OEM REF	NOTES
9000, 10860	(F120D) 1979-80	R200066	1.745" x 9.38"	B	8885621	
12000	(F120) 1975-87	R200066	1.745" x 9.38"	B	8885621	
	(FF931) 1979-87	R200195	1.794" x 10.392"		2010021	
		R201307 Easy Steer			15510849	
	(FF933) 1979-80	R200195			2010021	
		R201307 Easy Steer			15510849	
16000, 18000	(FL931) 1977-88	R200198	1.999" x 11.212"	B	2036352	
		R201312 Easy Steer			15585841	
18000	(FL941) 1979-87	R200198	1.999" x 11.212"	B	2036352	
		R201312 Easy Steer			15585841	

Tie Rod Ends

AXLE RATING LBS.	AXLE CODE/YEAR	PART NO./LOCATION	STUD CTR TO ROD END	OEM REF	NOTES
9000, 10860	(F120D) 1979-80	R230036 Curbside	4.875"	2037140	Has three piece grease retainer.
		R230037 Roadside		2037142	
12000	(F120) 1977-87	R230036 Curbside	4.875"	2037140	Has three piece grease retainer.
		R230037 Roadside		2037142	
		R230025 Curbside		671489	w/Axle models 2015558, 559, 580; 2019775; 2030613. Rubber dust boot.
		R230024 Roadside		671488	
	(FF931) 1979-87	R230069 Curbside	5.44"	698572	
		R230068 Roadside		698571	
	(FF933) 1977-80	R230025 Curbside	4.875"	671489	w/Axle models 2015558, 559, 580; 2019775; 2030613. Rubber dust boot.
		R230024 Roadside		671488	
		R230069 Curbside	5.44"	698572	use w/2013302 axle.
		R230068 Roadside		698571	
	(FF933) 1979-80	R230036 Curbside	4.875"	2037140	Has three piece grease retainer.
		R230037 Roadside		2037142	
	(FF941) 1986-87	R230069 Curbside	5.44"	698572, 15515805	
		R230068 Roadside		698571, 15515804	
16000	(FL931) 1977-87	R230073 Curbside	7.37"	798203	use w/794290; 2025885 axles.
		R230072 Roadside		798204	

GMC/CHEVROLET

Bison, General, N9E, N9F (Continued)

Tie Rod Ends (continued)

AXLE RATING LBS.	AXLE CODE/YEAR	PART NUMBER	STUD CTR TO STUD CTR	OEM REF	NOTES
18000	(FL931) 1979-87	R230073 Curbside	7.37"	798203	
		R230072 Roadside		798204	
	(FL941) 1979-87	R230073 Curbside		798203	
		R230072 Roadside		798204	

Drag Links

AXLE RATING LBS.	AXLE CODE/YEAR	PART NUMBER	STUD CTR TO STUD CTR	OEM REF	NOTES	
9000, 10860	(F120D) 1979-80)	R250026	17.70"	669335	w/Power steering.	
		R250054	17.90"	684196	w/Manual steerig.	
12000	(F120) 1977-84	R250345	16.89"	15501673	w/Ross power steering 1983-87.	
		R250026	17.70"	669335	w/Saginaw power steering 1983-84.	
		R250054	17.90"	684196	w/Manual steering 1983-85.	
		R250345	16.89"	15501673	w/Ross or Sheppard pwr. strg. 1983-87.	
	(F120) 1977-87	R250026	17.70"	669335	w/Saginaw power steering.	
		R250054	17.90"	684196	w/Manual steering.	
	(FF931) 1979-84	R250026	17.70"	669335	w/Power steering.	
	(FF931) 1983	R250026	17.90"	684196	w/Manual steering.	
		R250054				
	(FF933) 1977-84	R250026	17.70"	669335	w/Power steering.	
		R250054	17.90"	684196	w/Manual steering.	
	(FF941) 1986-87	R250345	16.89"	15501673	w/Ross or Sheppard pwr. strg. 1983-87.	
	16000	(FL931)1977-84	R250026	17.70"	669335	w/Power steering - LH.
	18000	(FL931) 1979-84	R250026	17.70"	669335	w/Power steering - LH.
(FL931) 1983-87		R250345	16.89"	15501673	w/Ross or Sheppard pwr. steering - LH.	
		R250046		15501674	w/Sheppard power steering - RH.	
(FL941) 1977-84		R250026	17.70"	669335	w/Saginaw power steering.	
(FL941) 1983-87		R250345	16.89"	15501673	w/Ross or Sheppard power steering - LH.	
		R250046		15501674	w/Sheppard power steering - RH.	
(FL941) 1984-87		R250345		15501673	w/Ross or Sheppard pwr. string - LH.	
R250046			15501674	w/Sheppard power steering - RH.		

GMC/CHEVROLET

Bruin, Brigadier, J8C, J9C

King Pin Kits

AXLE RATING LBS.	AXLE CODE/YEAR	PART NO./BUSHING	KING PIN SIZE	TYPE	OEM REF	NOTES
7000	(F070) 1979-88	R200025 R200024 Nylon	1.249" x 7.888"	A	3927943, 300-173, 300-172, 300-241	
9000	(F090) 1979-84	R200011 R200022 Nylon	8.75"	D	2321013 300-128 8885021	Tapered pin.
	(F120D) 1979-82	R200066	1.745" x 9.38"	B	8885621	
10860	(F120D) 1979-82	R200066	1.745" x 9.38"	B	8885621	
12000	(F120) 1979-88	R200066 R200195	1.745" x 9.38" 1.794" x 10.392"	B	8885621 300-233, 300-232, 300-242	
	(FF941) 1985-87	R201307 Easy Steer	1.794" x 10.392"		15510849	
16000	(FL931) 1979-88	R200198 R201312 Easy Steer	1.999" x 11.212"	B	2036352, 300-216, 300-265 15585841	
18000	(FL931), (FL941) 1979-88	R200198 R201312 Easy Steer	1.999" x 11.212"	B	2036352 300-216, 300-265 15585841	

Tie Rod Ends

AXLE RATING LBS.	AXLE CODE/YEAR	PART NO./LOCATION	STUD CTR TO ROD END	OEM REF	NOTES
7000	(F070) 1979-84	R230035 Curbside R230034 Roadside	4.93"	462390 310-271, 310-272 462389	
9000	(F090) 1979-88	R230036 Curbside R230037 Roadside	4.875"	2037140 310-278, 310-277 2037142	
	(F120D) 1979-88	R230036 Curbside R230037 Roadside		2037140 2037142	
10860	(F120D) 1979-88	R230036 Curbside R230037 Roadside	4.875"	2037140 2037142	
12000	(F120) 1979-88	R230036 Curbside R230037 Roadside	4.875"	2037140 2037142	
	(FF941) 1979-88	R230069 Curbside R230068 Roadside	5.44"	698572 310-222, 310-223 698571	
13200	(FF932) 1979-88	R230069 Curbside R230068 Roadside	5.44"	698572 698571	
16000	(FL931) 1979-88	R230073 Curbside R230072 Roadside R230133 Roadside	7.37"	798203 310-433, 310-434 798204 310-433, 310-434	Bottom mount grease fitting
18000	(FL931), (FL941) 1979-88	R230073 Curbside R230072 Roadside R230133 Roadside	7.37"	798203 310-433, 310-434 798204	Bottom mount grease fitting

GMC/CHEVROLET

Bruin, Brigadier, J8C, J9 (continued)

Drag Links

AXLE RATING LBS.	AXLE CODE/YEAR	PART NUMBER	STUD CTR TO STUD CTR	OEM REF	NOTES
9000	(F090), (F120D) 1979-88	R250026	17.70"	669335, 346- 258, 346-190	w/Power steering.
		R250054	17.90"	684196	w/Manual steering.
10860	(F120D) 1979-88	R250026	17.70"	669335	w/Power steering.
		R250054	17.90"	684196	w/Manual steering.
12000	(F120) 1979-82	R250345	16.89"	15501673	w/Ross power steering.
	(F120) 1979-88	R250026	17.70"	669335	w/Power steering.
		R250054	17.90"	684196 346- 258, 346-190, 346-310, 346- 258, 346-310	w/Manual steering.
	(FF931) 1983-84	R250054		15501673	
	(FF941) 1983-84	R250054			
(FF941) 1985-87	R250345	16.89"	15501673	w/Sheppard power steering.	
13200	(FF932) 1979-88	R250026	17.70"	669335	w/Power steering - LH.
16000	(FL931) 1979-88	R250026	17.70"	669335, 346- 190, 346-310, 346-339	w/Power steering - LH.
		R250345 R250046	16.89"	15501673 15501674	w/Sheppard power steering.
18000	(FL931) 1979-88	R250026	17.70"	669335, 346- 190, 346-310, 346-339	w/Power steering - LH.
		R250345 R250046	16.89"	15501673 15501674	w/Sheppard power steering.
		R250026	17.70"	669335	w/Power steering - LH.

C40

King Pin Kits

AXLE RATING LBS.	AXLE CODE/YEAR	PART NO./BUSHING	KING PIN SIZE	TYPE	OEM REF	NOTES
5000	(F050) 1964-72	R200027	1.109" x 6.343"	A	3927942	
		R200026 Nylon				
7000	1971-72	R230025	1.249" x 7.888"	A	3927943	
		R230024 Nylon				

Tie Rod Ends

AXLE RATING LBS.	AXLE CODE/YEAR	PART NO./LOCATION	STUD CTR TO ROD END	OEM REF	NOTES
5000	(F050) 1964-72	R230009 Curbside	5.84"	3864348	
		R230008 Roadside		3864347	
7000	1971-72	R230013 Curbside	6.50"	3864354	
		R230012 Roadside		3864353	

GMC/CHEVROLET

C50, C5D, C5000, E5500, H5500, C4500, E4500

King Pin Kits

AXLE RATING LBS.	AXLE CODE/YEAR	PART NO./BUSHING	KING PIN SIZE	TYPE	OEM REF	NOTES
5000	(F050) 1975-92	R200046 R200045 Nylon	1.179" x 6.360"	A	722166	From 1975, second design.
	1964	R200027 R200026 Nylon	1.109" x 6.343"		3927942	Second design w/thrust bearing.
5000/5500	1965-75	R200027 R200026 Nylon	1.109" x 6.343"	A	3927942	
5000	1973-75	R200001	1.109" x 6.344"	A	3854744	Before 1975, second design.
		R200002	1.119" x 6.344"		3854745	.01 oversize. Before 1975, second design.
7000	(F070) 1971-75	R230025 R230024 Nylon	1.249" x 7.888"	A	3927943	

Tie Rod Ends

AXLE RATING LBS.	AXLE CODE/YEAR	PART NO./LOCATION	STUD CTR TO ROD END	OEM REF	NOTES
5000	(F050) 1978-90	R230035 Curbside	4.93"	462390	
		R230034 Roadside		462389	
5000/5500	1963-77	R230009 Curbside	5.84"	3864348	
		R230008 Roadside		3864347	
7000	(F070) 1971-75	R230013 Curbside	6.50"	3864354	
		R230012 Roadside		3864353	

Drag Links

AXLE RATING LBS.	AXLE CODE/YEAR	PART NUMBER	STUD CTR TO STUD CTR	OEM REF	NOTES
5000	(F050) 1975-90	R250001	17.00"	718797, 15506689	From 1975, second design.
7000	(F070) 1979-80	R250001	17.00"	718797, 15506689	

C5500, Kodiak, TopKick

King Pin Kits

AXLE RATING LBS.	AXLE CODE/YEAR	PART NO./BUSHING	KING PIN SIZE	TYPE	OEM REF	NOTES
5000	(F050) 1975-92	R200046	1.179" x 6.360"	A	722166	From 1975, second design.
	1964	R200027 R200026 Nylon	1.109" x 6.343"		3927942	Second design w/thrust bearing.
5000/5500	1965-75	R200027 R200026 Nylon	1.109" x 6.343"	A	3927942	
5000	1973-75	R200001	1.109" x 6.344"	A	3854744	Before 1975, second design.
7000	(F070) 1971-75	R230025 R230024 Nylon	1.249" x 7.888"	A	3927943	

GMC/CHEVROLET

C5500, Kodiak, TopKick (Continued)

Tie Rod Ends

AXLE RATING LBS.	AXLE CODE/YEAR	PART NO./LOCATION	STUD CTR TO ROD END	OEM REF	NOTES
5000	(F050) 1978-90	R230035 Curbside	4.93"	462390	
		R230034 Roadside		462389	
5000/5500	1963-77	R230009 Curbside	5.84"	3864348	
		R230008 Roadside		3864347	
7000	(F070) 1971-75	R230013 Curbside	6.50"	3864354	
		R230012 Roadside		3864353	
8100	(FL1) 1994-99	R230144 Curbside	5.44"	12548111	Second Design
		R230143 Roadside		12548110	
9000, 11000, 12000, 14000	(F43), (FL2), (FS7), (FH0), (FL3) 1990-00	R230142 Curbside	5.44"	12548108	
		R230141 Roadside		12548107	
16000	(FH4) 1993-00	R230073 Curbside	7.37"	12541320	
		R230072 Roadside		12541319	

Drag Links

AXLE RATING LBS.	AXLE CODE/YEAR	PART NUMBER	STUD CTR TO STUD CTR	OEM REF	NOTES
5000	(F050) 1975-90	R250001	17.00"	718797, 15506689	From 1975, second design.
7000	(F070) 1979-80	R250001	17.00"	718797, 15506689	

C60, C6D, C6000, C6H042, Kodiak, TopKick

King Pin Kits

AXLE RATING LBS.	AXLE CODE/YEAR	PART NO./BUSHING	KING PIN SIZE	TYPE	OEM REF	NOTES
5000	(F050) 1975-90	R200046	1.179" x 6.360"	A	722166	Second design.
		R200027	1.109" x 6.343"		3927942	First design.
	1964-72	R200026 Nylon			3972942	
		R200001	1.109" x 6.344"		3854744	
7000	(F070) 1964-90	R230025	1.249" x 7.888"	A	3927943	
		R230024 Nylon				
8100	(F090D) 1984-92	R200066	1.745" x 9.38"	B	8885621	
9000	(F120D) 1983-92	R200066	1.745" x 9.38"	B	8885621	
12000	(F120) 1982-92	R200066	1.745" x 9.38"	B	8885621	

GMC/CHEVROLET

C60, C6D, C6000, C6H042, Kodiak, TopKick (Continued)

Tie Rod Ends

AXLE RATING LBS.	AXLE CODE/YEAR	PART NO./LOCATION	STUD CTR TO ROD END	OEM REF	NOTES
5000	(F050) 1978-92	R230035 Curbside	4.93"	462390	
		R230034 Roadside		462389	
	1963-77	R230009 Curbside	5.84"	3864348	
		R230008 Roadside		3864347	
7000	(F070) 1978-90	R230035 Curbside	4.93"	462390	
		R230034 Roadside		462389	
	1963-77	R230013 Curbside	6.50"	3864354	
		R230012 Roadside		3864353	
8100	(F090) 1984-92	R230036 Curbside	4.875"	2037140	Has three piece grease retainer.
		R230037 Roadside		2037142	
9000	(F090), (F120D) 1979-82	R230025 Curbside	4.875"	671489	Rubber dust boot.
		R230024 Roadside		671488	
	(F090), (F120D) 1983-92	R230036 Curbside	4.875"	2037140	Has three piece grease retainer.
		R230037 Roadside		2037142	
12000	(F120) 1979-82	R230025 Curbside	4.875"	671489	Rubber dust boot.
		R230024 Roadside		671488	
	(F120) 1983-92	R230036 Curbside	4.875"	2037140	Has three piece grease retainer.
		R230037 Roadside		2037142	

Drag Links

AXLE RATING LBS.	AXLE CODE/YEAR	PART NUMBER	STUD CTR TO STUD CTR	OEM REF	NOTES
5000	(F050) 1975-92	R250001	17.00"	718797, 15506689	From 1975, second design.
7000	(F070) 1975-92	R250001	17.00"	718797, 15506689	1983-88 power steering exc. Saginaw. From 1975, second design.
8100	(F090D) 1983-87	R250053	17.96"	718798	
9000	(F090) 1979-88	R250053	17.96"	718798	
	(F120D) 1979-92	R250053			1979-87 All; 1988-92 except Saginaw power steering.
	(F120D) 1988-92	R250103	18.50"	15625713	w/Saginaw power steering.
12000	(F120) 1988-90	R250104	18.58"	15622057	w/Power steering and ram cylinder.
	(F120D) 1983-90	R250053	17.93"	718796	
		R250053	17.96"	718798	Except ram cylinder.
	(F120D) 1988-90	R250103	18.50"	15625713	

APPLICATION GUIDE (G-M)

GMC/CHEVROLET

C65, E6500

King Pin Kits

AXLE RATING LBS.	AXLE CODE/YEAR	PART NO./BUSHING	KING PIN SIZE	TYPE	OEM REF	NOTES
7000	(F070) 1973-78	R230025 R230024 Nylon	1.249" x 7.888"	A	3927943	
9000	(F120D) 1975-78	R200066	1.745" x 9.38"	B	8885621	
11000	(F110) 1969-72	R200144 R200123 Nylon	9.75"	D	2264897	Tapered pin.
12000	(F120) 1973-75	R200144 R200123 Nylon	9.75"	D	2264897	Tapered pin.
	(F120) 1975-78	R200066	1.745" x 9.38"	B	8885621	

Tie Rod Ends

AXLE RATING LBS.	AXLE CODE/YEAR	PART NO./LOCATION	STUD CTR TO ROD END	OEM REF	NOTES
7000	(F070) 1973-78	R230013 Curbside R230012 Roadside	6.50"	3864354 3864353	
9000	(F090), (F120D) 1975-78	R230025 Curbside R230024 Roadside	4.875"	671489 671488	Rubber dust boot.
12000	(F120) 1973-78	R230025 Curbside R230024 Roadside	4.875"	671489 671488	
	(F120) 1975-78	R230036 Curbside R230037 Roadside		2037140, 2007728 2037142, 2007731	w/Axle models 718934, 36, 37; 719597; 2000763; 2002084, 85, 86, 87. Has three piece grease retainer.

Drag Links

AXLE RATING LBS.	AXLE CODE/YEAR	PART NUM- BER	STUD CTR TO STUD CTR	OEM REF	NOTES
7000	(F070) 1975-78	R250001	17.00"	718797, 15506689	
9000	(F090) 1973-78	R230405 R250053	3.12" Stud center to rod end 17.93"	3892946 718796	Power steering cylinder end.
	(F090) 1975-78	R250053	17.96"	718798	Second design.
	(F120D) 1975-78	R250001 R250053	17.00" 17.96"	718797 718798	Second design. CD65-1978 only. Second design.
12000	(F120) 1975-78	R230405 R250001 R250053	3.12" Stud center to rod end 17.00" 17.96"	3892946 718797 718798	Second design. Power steering cylinder end. Second design. CD65-1978 only. Second design.

AXLE RATING LBS.	AXLE CODE/YEAR	PART NO./BUSHING	KING PIN SIZE	TYPE	OEM REF	NOTES
7000	(F070) 1973-78	R230025 R230024 Nylon	1.249" x 7.888"	A	3927943	
9000	(F120D) 1975-78	R200066	1.745" x 9.38"	B	8885621	
11000	(F110) 1969-72	R200144 R200123 Nylon	9.75"	D	2264897	Tapered pin.
12000	(F120) 1973-75	R200144 R200123 Nylon	9.75"	D	2264897	Tapered pin.
	(F120) 1975-78	R200066	1.745" x 9.38"	B	8885621	

Tie Rod Ends

AXLE RATING LBS.	AXLE CODE/YEAR	PART NO./LOCATION	STUD CTR TO ROD END	OEM REF	NOTES
7000	(F070) 1973-78	R230013 Curbside R230012 Roadside	6.50"	3864354 3864353	
8100	(FL1) 1994-99	R230144 Curbside R230143 Roadside	5.44"	12548111 12548110	Second Design
9000	(F090), (F120D) 1975-78	R230025 Curbside R230024 Roadside	4.875"	671489 671488	Rubber dust boot.
9000, 11000, 12000, 14000	(F43), (FL2), (FS7), (FH0), (FL3) 1990-00	R230142 Curbside R230141 Roadside	5.44"	12548108 12548107	
12000	(F120) 1973-78	R230025 Curbside R230024 Roadside	4.875"	671489 671488	
	(F120) 1975-78	R230036 Curbside R230037 Roadside		2037140, 2007728 2037142, 2007731	w/Axle models 718934, 36, 37; 719597; 2000763; 2002084, 85, 86, 87. Has three piece grease retainer.
16000	(FH4) 1993-00	R230073 Curbside R230072 Roadside	7.37"	12541320 12541319	

Drag Links

AXLE RATING LBS.	AXLE CODE/YEAR	PART NUMBER	STUD CTR TO STUD CTR	OEM REF	NOTES
7000	(F070) 1975-78	R250001	17.00"	718797, 15506689	
9000	(F090) 1973-78	R230405 R250053	3.12" Stud center to rod end 17.93"	3892946 718796	Power steering cylinder end.
	(F090) 1975-78	R250053	17.96"	718798	Second design.
	(F120D) 1975-78	R250001 R250053	17.00" 17.96"	718797 718798	Second design. CD65-1978 only. Second design.
12000	(F120) 1975-78	R230405 R250001 R250053	3.12" Stud center to rod end 17.00" 17.96"	3892946 718797 718798	Second design. Power steering cylinder end. Second design. CD65-1978 only. Second design.

GMC/CHEVROLET

C70, C7D, C7H042, C7H064, Kodiak, TopKick

King Pin Kits

AXLE RATING LBS.	AXLE CODE/YEAR	PART NO./BUSHING	KING PIN SIZE	TYPE	OEM REF	NOTES
7000	(F070) 1979-92	R230025 R230024 Nylon	1.249" x 7.888"	A	3927943	
8100	(F090D) 1984-92	R200066	1.745" x 9.38"	B	8885621	
9000	(F120D) 1979-90	R200066	1.745" x 9.38"	B	8885621	
12000	(F120) 1979-90	R200066	1.745" x 9.38"	B	8885621	

Tie Rod Ends

AXLE RATING LBS.	AXLE CODE/YEAR	PART NO./LOCATION	STUD CTR TO ROD END	OEM REF	NOTES
7000	(F070) 1979-90	R230035 Curbside	4.93"	462390	
		R230034 Roadside		462389	
8100	(F090) 1983-87	R230035 Curbside	4.93"	462390	
		R230034 Roadside		462389	
9000	(F090) 1979-82	R230025 Curbside	4.875"	671489	Except 2035126 axle assembly. Rubber dust boot.
		R230024 Roadside		671488	
	(F090) 1979-92	R230036 Curbside		2037140	For 2035126 axle assembly. Has three piece grease retainer.
		R230037 Roadside		2037142	
	(F120D) 1980-85	R230025 Curbside		671489	Rubber dust boot.
		R230024 Roadside		671488	
	(F120D) 1983-92	R230036 Curbside		2037140	Has three piece grease retainer.
		R230037 Roadside		2037142	
12000	(F120) 1979-86	R230025 Curbside	4.875"	671489	Rubber dust boot.
		R230024 Roadside		671488	
	(F120) 1983-92	R230036 Curbside		2037140	Has three piece grease retainer.
		R230037 Roadside		2037142	

Drag Links

AXLE RATING LBS.	AXLE CODE/YEAR	PART NUMBER	STUD CTR TO STUD CTR	OEM REF	NOTES
7000	(F070) 1979-92	R250001	17.00"	71897, 15506689	1979-82 All; 1983-88 w/Saginaw power steering; 1988-92 w/power steering except Saginaw.
8100	(F090D) 1983-87	R250053	17.96"	718798	
9000	(F090) 1979-88	R250053	17.96"	718798	
	(F090D) 1979-90	R250053			
12000	(F120D) 1988-90	R250103	18.50"	15625713	Except Saginaw power steering. w/Saginaw power steering.
	(F120) 1979-90	R250053	17.93"	718796	Use w/power ram cylinder.
	(F120) 1988-92	R250104	18.58"	15622057	w/Power steering, use power ram cylinder.

GMC/CHEVROLET

C8500, Kodiak, TopKick

Tie Rod Ends

AXLE RATING LBS.	AXLE CODE/YEAR	PART NO./LOCATION	STUD CTR TO ROD END	OEM REF	NOTES
8100	(FL1) 1994-99	R230144 Curbside	5.44"	12548111	Second Design
		R230143 Roadside		12548110	
9000, 11000, 12000, 14000	(F43), (FL2), (FS7), (FH0), (FL3) 1990-00	R230142 Curbside	5.44"	12548108	
		R230141 Roadside		12548107	
16000	(FH4) 1993-00	R230073 Curbside	7.37"	12541320	
		R230072 Roadside		12541319	

C9500

King Pin Kits

AXLE RATING LBS.	AXLE CODE/YEAR	PART NO./BUSHING	KING PIN SIZE	TYPE	OEM REF	NOTES
12000	(F120) 1973-78	R200144	9.75"	D	2264897	Tapered pin.
		R200123 Nylon				

COACH, TRANSIT & RTS

King Pin Kits

AXLE RATING LBS.	AXLE CODE/YEAR	PART NO./BUSHING	KING PIN SIZE	TYPE	OEM REF	NOTES
7000, 12000, 15000, 16000		R200143	1.234" x 7.438"	B	2470621, 2362900, 2237497, 2254366, IC-2-40, 689914	

D50

King Pin Kits

AXLE RATING LBS.	AXLE CODE/YEAR	PART NO./BUSHING	KING PIN SIZE	TYPE	OEM REF	NOTES
5000	1965-66	R200027	1.109" x 6.343"	A	3927942	
		R200026 Nylon				

Tie Rod Ends

AXLE RATING LBS.	AXLE CODE/YEAR	PART NO./LOCATION	STUD CTR TO ROD END	OEM REF	NOTES
5000	1965-66	R230009 Curbside	5.84"	3864348	
		R230008 Roadside		3864347	

APPLICATION GUIDE (G-M)

GMC/CHEVROLET

D60

King Pin Kits

AXLE RATING LBS.	AXLE CODE/YEAR	PART NO./BUSHING	KING PIN SIZE	TYPE	OEM REF	NOTES
5000	1964-70	R200027 R200026 Nylon	1.109" x 6.343"	A	3927942	From 1964, second design.
7000	1964-70	R230025 R230024 Nylon	1.249" x 7.888"	A	3927943	From 1964, second design.
11000	1965-70	R200144 R200123 Nylon	9.75"	D	2264897	Tapered pin.

Tie Rod Ends

AXLE RATING LBS.	AXLE CODE/YEAR	PART NO./LOCATION	STUD CTR TO ROD END	OEM REF	NOTES
5000	1963-70	R230009 Curbside R230008 Roadside	5.84"	3864348 3864347	
7000	1963-70	R230013 Curbside R230012 Roadside	6.50"	3864354 3864353	

D90, D9500

King Pin Kits

AXLE RATING LBS.	AXLE CODE/YEAR	PART NO./BUSHING	KING PIN SIZE	TYPE	OEM REF	NOTES
11000	(F110) 1963-69	R200144 R200123 Nylon	9.75"	D	2264897	Tapered pin.
12000	(F120) 1975-78	R200066	1.745" x 9.38"	B	8885621	
	(F120), (FE970) 1970-74	R200144 R200123 Nylon	9.75"	D	2264897	Tapered pin.
16000, 18000	(FL901) 1969-78	R200170 R200168 Nylon	1.999" x 11.040"	B	2452865	
16000	(FL931) 1973-78	R200198 R201312 Easy Steer	1.999" x 11.212"	B	2036352 15585841	

Tie Rod Ends

AXLE RATING LBS.	AXLE CODE/YEAR	PART NO./LOCATION	STUD CTR TO ROD END	OEM REF	NOTES
12000	(F120) 1970-75	R230025 Curbside	4.875"	671489	Before 1975 second design. Rubber dust boot.
		R230024 Roadside		671488	
	(F120) 1975-78	R230036 Curbside		2037140	From 1975 second design. Has three piece grease retainer.
		R230037 Roadside		2037142	
	(FE900) 1970-72	R230061 Curbside		2456811	
		R230060 Roadside		2456810	
16000	(F160) 1970-72	R230025 Curbside	4.875"	671489	Rubber dust boot.
		R230024 Roadside		671488	
16000, 18000	(FL901)	R230070 Curbside	5.75"	2452860	
		R230071 Roadside		2452861	
16000	(FL931) 1973-74	R230070 Curbside	5.75"	2452860	
		R230071 Roadside		2452861	
	(FL931) 1975-78	R230073 Curbside	7.37"	798203	
		R230072 Roadside		798204	

Drag Links

AXLE RATING LBS.	AXLE CODE/YEAR	PART NUMBER	STUD CTR TO STUD CTR	OEM REF	NOTES
	(All)	R250054	17.90"	684196	Color coded white.

D9K-D9L

King Pin Kits

AXLE RATING LBS.	AXLE CODE/YEAR	PART NO./BUSHING	KING PIN SIZE	TYPE	OEM REF	NOTES
12000	F120, FF931, 941	R200195	1.794" x 10.392"	B	303-233, 300-232, 300-242	
		R201307 Easy Steer	1.794" x 10.392"			
16000	FL931	R200198	1.999" x 11.212"	B	300-216, 300-265	
		R201312 Easy Steer				
18000	FL941	R200198	1.999" x 11.212"	B	300-216, 300-265	
		R201312 Easy Steer				

Tie Rod Ends

AXLE RATING LBS.	AXLE CODE/YEAR	PART NO./LOCATION	STUD CTR TO ROD END	OEM REF	NOTES
12000	F120, FF931, 941	R230036 Curbside	4.875"	310-278, 310-277,	
		R230037 Roadside		310-222, 310-223	

Drag Links

AXLE RATING LBS.	AXLE CODE/YEAR	PART NUMBER	STUD CTR TO STUD CTR	OEM REF	NOTES
All	All	R250054	17.90"	346-258	
12000	F120, 941	R250054	17.90"	346-258	
16000, 18000	FL931, 941	R250345	16.89"	346-310	w/Sheppard power steering
		R250346	16.89"	346-339	

GMC/CHEVROLET

F90

King Pin Kits

AXLE RATING LBS.	AXLE CODE/YEAR	PART NO./BUSHING	KING PIN SIZE	TYPE	OEM REF	NOTES
12000	(F120) 1975-78	R200066	1.745" x 9.38"	B	8885621	
	(F120), (FE900) 1970-74	R200144	9.75"	D	2264897	Tapered pin.
		R200123 Nylon				

Tie Rod Ends

AXLE RATING LBS.	AXLE CODE/YEAR	PART NO./LOCATION	STUD CTR TO ROD END	OEM REF	NOTES
12000	(F120) 1970-75	R230025 Curbside	4.875"	671489	Before 1975 second design.
		R230024 Roadside		671488	Rubber dust boot.
	(F120) 1975-78	R230036 Curbside		2037140	From 1975 second design.
		R230037 Roadside		2037142	Has three piece grease retainer.
	(FE900) 1970-72	R230061 Curbside		2456811	
		R230060 Roadside		2456810	

Drag Links

AXLE RATING LBS.	AXLE CODE/YEAR	PART NUMBER	STUD CTR TO STUD CTR	OEM REF	NOTES
12000	(All)	R250054	17.90"	684196	Color coded white.

F9500

King Pin Kits

AXLE RATING LBS.	AXLE CODE/YEAR	PART NO./BUSHING	KING PIN SIZE	TYPE	OEM REF	NOTES
11000	(F110) 1963-69	R200144	9.75"	D	2264897	Tapered pin.
		R200123 Nylon				
12000	(F120) 1963-74	R200144	9.75"	D	2264897	Tapered pin.
		R200123 Nylon				

Tie Rod Ends

AXLE RATING LBS.	AXLE CODE/YEAR	PART NO./LOCATION	STUD CTR TO ROD END	OEM REF	NOTES
12000	(F120) 1970-74	R230025 Curbside	4.875"	671489	Rubber dust boot.
		R230024 Roadside		671488	
	(F120) 1975-78	R230036 Curbside		2007728	Has three piece grease retainer.
		R230037 Roadside		2007731	
16000	(F160) 1970-72	R230025 Curbside	4.875"	671489	Rubber dust boot.
		R230024 Roadside		671488	

Drag Links

AXLE RATING LBS.	AXLE CODE/YEAR	PART NUMBER	STUD CTR TO STUD CTR	OEM REF	NOTES
12000	All 1973-78	R250054	17.90"	684196	Color coded white.

H70, H7500

King Pin Kits

AXLE RATING LBS.	AXLE CODE/YEAR	PART NO./BUSHING	KING PIN SIZE	TYPE	OEM REF	NOTES
7000	(F070) 1966-78	R230025 R230024 Nylon	1.249" x 7.888"	A	3927943	
11000	(F110) 1966-72	R200144 R200123 Nylon	9.75"	D	2264897	Tapered pin.
12000	(F120) 1966-74	R200144 R200123 Nylon	9.75"	D	2264897	Tapered pin.
	(F120) 1975-78	R200066	1.745" x 9.38"	B	8885621	
16000	(FL901) 1966-72	R200170 R200168 Nylon	1.999" x 11.040"	B	2452865	

Tie Rod Ends

AXLE RATING LBS.	AXLE CODE/YEAR	PART NO./LOCATION	STUD CTR TO ROD END	OEM REF	NOTES
7000	(F070) 1966-78	R230013 Curbside R230012 Roadside	6.50"	3864354 3864353	
	(F070) 1978	R230035 Curbside R230034 Roadside	4.93"	462390 462389	Use w/6V-53 engine and 465018 axle.
9000	(F090) 1973-78	R230036 Curbside R230037 Roadside	4.875"	2037140 2037142	Exc. 688561; 688568; 2000765, 7, 8; 2002081, 83 axles.
12000	(F120) 1973-78	R230036 Curbside R230037 Roadside	4.875"	2037140 2037142	Exc. 688561; 688568; 2000765, 7, 8; 2002081, 83 axles.
16000	(FL901) 1966-72	R230070 Curbside R230071 Roadside	5.75"	2452860 2452861	

Drag Links

AXLE RATING LBS.	AXLE CODE/YEAR	PART NUMBER	STUD CTR TO STUD CTR	OEM REF	NOTES
7000	(F070) 1973-78	R250054	17.90"	684196	w/Manual steering.
9000	(F090) 1973-78	R250026 R250054	17.70" 17.90"	669335 684196	w/Power steering. w/Manual steering.
	(F120D) 1973-78	R250026 R250054	17.70" 17.90"	669335 684196	w/Power steering. w/Manual steering.
12000	(F120) 1973-78	R250026 R250054	17.70" 17.90"	669335 684196	w/Power steering. w/Manual steering.

GMC/CHEVROLET

H80, H8500

King Pin Kits

AXLE RATING LBS.	AXLE CODE/YEAR	PART NO./BUSHING	KING PIN SIZE	TYPE	OEM REF	NOTES
7000	(F070) 1973-78	R230025 R230024 Nylon	1.249" x 7.888"	A	3927943	
12000	(F120) 1973-74	R200144 R200123 Nylon	9.75"	D	2264897	Tapered pin.
	(F120) 1975-78	R200066	1.745" x 9.38"	B	8885621	

Tie Rod Ends

AXLE RATING LBS.	AXLE CODE/YEAR	PART NO./LOCATION	STUD CTR TO ROD END	OEM REF	NOTES
7000	(F070) 1973-78	R230013 Curbside R230012 Roadside	6.50"	3864354 3864353	
9000	(F090) 1973-78	R230036 Curbside R230037 Roadside	4.875"	2037140 2037142	Exc. 688561; 688568; 2000765, 7, 8; 2002081, 83 axles.
12000	(F120) 1973-78	R230036 Curbside R230037 Roadside	4.875"	2037140 2037142	Exc. 688561; 688568; 2000765, 7, 8; 2002081, 83 axles.

Drag Links

AXLE RATING LBS.	AXLE CODE/YEAR	PART NUMBER	STUD CTR TO STUD CTR	OEM REF	NOTES
7000	(F070) 1973-78	R250054	17.90"	684196	w/Manual steering.
9000	(F090) 1973-78	R250026 R250054	17.70" 17.90"	669335 684196	w/Power steering. w/Manual steering.
12000	(F120) 1973-78	R250026 R250054	17.70" 17.90"	669335 684196	w/Power steering. w/Manual steering.

H90, H9500

King Pin Kits

AXLE RATING LBS.	AXLE CODE/YEAR	PART NO./BUSHING	KING PIN SIZE	TYPE	OEM REF	NOTES
7000	(F070) 1966-72	R230025 R230024 Nylon	1.249" x 7.888"	A	3927943	
9000	(F120D) 1975-78	R200066	1.745" x 9.38"	B	8885621	
12000	(F120) 1975-78	R200066	1.745" x 9.38"	B	8885621	
	(F120, FE900) 1970-74	R200144 R200123 Nylon	9.75"	D	2264897	Tapered pin.

AXLE RATING LBS.	AXLE CODE/YEAR	PART NO./LOCATION	STUD CTR TO ROD END	OEM REF	NOTES
7000	(F070) 1966-72	R230013 Curbside	6.50"	3864354	
		R230012 Roadside		3864353	
9000	(F090) 1970-78	R230025 Curbside	4.875"	671489	Rubber dust boot.
		R230024 Roadside		671488	
	(F120D) 1975-78	R230025 Curbside	671489		
		R230024 Roadside	671488		
12000	(F120) 1970-75	R230025 Curbside	4.875"	671489	Before 1975 second design. Rubber dust boot.
		R230024 Roadside		671488	
	(F120) 1975-78	R230036 Curbside	2037140	From 1975 second design. Has three piece grease retainer.	
		R230037 Roadside	2037142		
	(FE900) 1970-72	R230061 Curbside	2456811		
		R230060 Roadside	2456810		
16000	(F160) 1970-72	R230025 Curbside	4.875"	671489	
		R230024 Roadside		671488	

Drag Links

AXLE RATING LBS.	AXLE CODE/YEAR	PART NUMBER	STUD CTR TO STUD CTR	OEM REF	NOTES
9000	(F090) 1970-78	R250026	17.70"	669335	w/Power steering.
		R250054	17.90"	684196	w/Manual steering.
12000	(F120) 1970-78	R250026	17.70"	669335	w/Power steering.
		R250054	17.90"	684196	w/Manual steering.

J70, J7500

King Pin Kits

AXLE RATING LBS.	AXLE CODE/YEAR	PART NO./BUSHING	KING PIN SIZE	TYPE	OEM REF	NOTES
7000	(F070) 1966-78	R230025	1.249" x 7.888"	A	3927943	
		R230024 Nylon				
9000	(F120D) 1975-78	R200066	1.745" x 9.38"	B	8885621	
11000	(F110) 1966-72	R200144	9.75"	D	2264897	Tapered pin.
		R200123 Nylon				
12000	(F120) 1966-74	R200144	9.75"	D	2264897	Tapered pin.
		R200123 Nylon				
	(F120) 1975-78	R200066	1.745" x 9.38"	B	8885621	
		16000, 18000	(FL901) 1966-78	R200170	1.999" x 11.040"	B
R200168 Nylon						
(FL931) 1973-78	R200198			1.999" x 11.212"		
		R201312 Easy Steer			15585841	

GMC/CHEVROLET

J70, J7500 (continued)

Tie Rod Ends

AXLE RATING LBS.	AXLE CODE/YEAR	PART NO./LOCATION	STUD CTR TO ROD END	OEM REF	NOTES
7000	(F070) 1966-78	R230013 Curbside	6.50"	3864354	
		R230012 Roadside		3864353	
	(F070) 1978	R230035 Curbside	4.93"	462390	
		R230034 Roadside		462389	
9000	(F090) 1973-78	R230036 Curbside	4.875"	2037140	Except 688561; 688568; 2000765, 7, 8; 2002081, 83 axles.
		R230037 Roadside		2037142	
	(F120D) 1974-78	R230036 Curbside		2037140	
		R230037 Roadside		2037142	
12000	(F120) 1973-78	R230036 Curbside	4.875"	2037140	Except 688561; 688568; 2000765, 7, 8; 2002081, 83 axles.
		R230037 Roadside		2037142	
16000, 18000	(FL901) 1966-78	R230070 Curbside	5.75"	2452860	
		R230071 Roadside		2452861	
	(FL931) 1973-78	R230073 Curbside	7.37"	798203	
		R230072 Roadside		798204	

Drag Links

AXLE RATING LBS.	AXLE CODE/YEAR	PART NUMBER	STUD CTR TO STUD CTR	OEM REF	NOTES
7000	(F070) 1973-78	R250054	17.90"	684196	w/Manual steering.
9000	(F090) 1973-78	R250054	17.90"	684196	Use w/6V-53; 432; 478M engines.
	(F090), (F120D) 1970-78	R250026	17.70"	669335	w/Power steering.
		R250054	17.90"	684196	w/Manual steering.
12000	(F120) 1970-78	R250026	17.70"	669335	w/Power steering.
		R250054	17.90"	684196	w/Manual steering.
16000, 18000	(FL901) 1973-78	R250054	17.90"	684196	w/Manual steering.
	(FL931) 1973-78	R250026	17.70"	669335	w/Power steering - RH

J80

King Pin Kits

AXLE RATING LBS.	AXLE CODE/YEAR	PART NO./BUSHING	KING PIN SIZE	TYPE	OEM REF	NOTES
12000	(F120) 1973-74	R200144	9.75"	D	2264897	Tapered pin.
		R200123 Nylon			2664897	
	(F120) 1975-78	R200066	1.745" x 9.38"	B	8885621	
16000, 18000	(FL901) 1973-74	R200170	1.999" x 11.040"	B	2452865	
		R200168 Nylon				

Tie Rod Ends

AXLE RATING LBS.	AXLE CODE/YEAR	PART NO./LOCATION	STUD CTR TO ROD END	OEM REF	NOTES
9000	(F090) 1973-78	R230036 Curbside	4.875"	2037140	Except 688561; 688568; 2000765, 7, 8; 2002081, 83 axles.
		R230037 Roadside		2037142	
12000	(F120) 1973-78	R230036 Curbside	4.875"	2037140	Except 688561; 688568; 2000765, 7, 8; 2002081, 83 axles.
		R230037 Roadside		2037142	
16000, 18000	(FL901) 1973-74	R230070 Curbside	5.75"	2452860	
		R230071 Roadside		2452861	

Drag Links

AXLE RATING LBS.	AXLE CODE/YEAR	PART NUMBER	STUD CTR TO STUD CTR	OEM REF	NOTES
9000	(F090) 1973-74	R250026	17.70"	669335	w/Power steering.
		R250054	17.90"	684196	w/Manual steering. Use w/6V-53; 432; 478M engines.
12000	(F120) 1973-74	R250026	17.70"	669335	w/Power steering.
		R250054	17.90"	684196	w/Manual steering.
16000, 18000	(FL901) 1973-74	R250054	17.90"	684196	w/Manual steering. Use w/6V-53; 432; 478M engines.

J8500

King Pin Kits

AXLE RATING LBS.	AXLE CODE/YEAR	PART NO./BUSHING	KING PIN SIZE	TYPE	OEM REF	NOTES
12000	(F120) 1963-74	R200144	9.75"	D	2264897	Tapered pin.
		R200123 Nylon				
	(FL901) 1973-74	R200170	1.999" x 11.040"	B	2452865	
		R200168 Nylon				

Tie Rod Ends

AXLE RATING LBS.	AXLE CODE/YEAR	PART NO./LOCATION	STUD CTR TO ROD END	OEM REF	NOTES
9000	(F090), (F120) 1973-78	R230025 Curbside	4.875"	671489	Rubber dust boot.
		R230024 Roadside		671488	
12000	(F120) 1973-78	R230025 Curbside	4.875"	671489	
		R230024 Roadside		671488	
16000	(FL901) 1973-74	R230070 Curbside	5.75"	2452860	
		R230071 Roadside		2452861	

Drag Links

AXLE RATING LBS.	AXLE CODE/YEAR	PART NUMBER	STUD CTR TO STUD CTR	OEM REF	NOTES
9000	(F090) 1973-78	R250026	17.70"	669335	w/Power steering.
		R250054	17.90"	684196	w/Manual steering. Use w/6V-53; 432; 478 engines.
12000	(F120) 1973-78	R250026	17.70"	669335	w/Power steering.
		R250054	17.90"	684196	
16000	(FL901) 1973-74	R250054	17.90"	684196	w/6V-53 engine.

GMC/CHEVROLET

J90, J9500

King Pin Kits

AXLE RATING LBS.	AXLE CODE/YEAR	PART NO./BUSHING	KING PIN SIZE	TYPE	OEM REF	NOTES
12000	(F120) 1970-74	R200144 R200123 Nylon	9.75"	D	2264897	Tapered pin.
16000, 18000	(FL901) 1970-78	R200170 R200168 Nylon	1.999" x 11.040"	B	2452865	
16000	(FL931) 1973-78	R200198 R201312 Easy Steer	1.999" x 11.212"	B	2036352 15585841	

Tie Rod Ends

AXLE RATING LBS.	AXLE CODE/YEAR	PART NO./LOCATION	STUD CTR TO ROD END	OEM REF	NOTES
9000	(F090) 1970-78	R230025 Curbside R230024 Roadside	4.875"	671489 671488	Rubber dust boot.
12000	(F120) 1970-75	R230025 Curbside R230024 Roadside	4.875"	671489 671488	Before 1975 second design. Rubber dust boot.
	(F120) 1975-78	R230036 Curbside R230037 Roadside		2037140 2037142	From 1975 second design. Has three piece grease retainer.
	(FE900) 1970-72	R230061 Curbside R230060 Roadside		2456811 2456810	
16000	(F160) 1970-72	R230025 Curbside R230024 Roadside	4.875"	671489 671488	Rubber dust boot.
16000, 18000	(FL901) 1973-78	R230070 Curbside R230071 Roadside	5.75"	2452860 2452861	
16000	(FL931) 1973-78	R230073 Curbside R230072 Roadside	7.37"	798203 798204	w/Axle models 718314; 719708; 719831; 2025882, 86 axles.

Drag Links

AXLE RATING LBS.	AXLE CODE/YEAR	PART NUMBER	STUD CTR TO STUD CTR	OEM REF	NOTES
9000	(F090) 1970-78	R250026 R250054	17.70" 17.90"	669335 684196	w/Power steering. w/Manual steering.
12000	(F120) 1970-78	R250026 R250054	17.70" 17.90"	669335 684196	w/Power steering. w/Manual steering.
16000	(FL931) 1973-78	R250026	17.70"	669335	w/Power steering - LH

L50

King Pin Kits

AXLE RATING LBS.	AXLE CODE/YEAR	PART NO./BUSHING	KING PIN SIZE	TYPE	OEM REF	NOTES
5000	1964	R200027 R200026 Nylon	1.109" x 6.343"	A	3927942	Second design w/thrust bearing.
	1965-70	R200027 R200026 Nylon				
7000	1965-70	R230025 R230024 Nylon	1.249" x 7.888"	A	3927943	
11000	1965-70	R200144 R200123 Nylon	9.75"	D	2264897	Tapered pin.

AXLE RATING LBS.	AXLE CODE/YEAR	PART NO./LOCATION	STUD CTR TO ROD END	OEM REF	NOTES
5000	1963-66	R230009 Curbside	5.84"	3864348	
		R230008 Roadside		3864347	
7000	1965-70	R230013 Curbside	6.50"	3864354	
		R230012 Roadside		3864353	

L60, C80, E80, L80, M80, U80

King Pin Kits

AXLE RATING LBS.	AXLE CODE/YEAR	PART NO./BUSHING	KING PIN SIZE	TYPE	OEM REF	NOTES
5000	1965-66	R200027	1.109" x 6.343"	A	3927942	
		R200026 Nylon				
7000	1964-66	R230025	1.249" x 7.888"	A	3927943	
		R230024 Nylon				
11000	1963-66	R200144	9.75"	D	2264897	Tapered pin.
		R200123 Nylon				

Tie Rod Ends

AXLE RATING LBS.	AXLE CODE/YEAR	PART NO./LOCATION	STUD CTR TO ROD END	OEM REF	NOTES
5000	1965-66	R230009 Curbside	5.84"	3864348	
		R230008 Roadside		3864347	
7000	1963-66	R230013 Curbside	6.50"	3864354	
		R230012 Roadside		3864353	

M50

King Pin Kits

AXLE RATING LBS.	AXLE CODE/YEAR	PART NO./BUSHING	KING PIN SIZE	TYPE	OEM REF	NOTES
5000	1967-70	R200027	1.109" x 6.343"	A	3927942	
		R200026 Nylon				
7000	1967-72	R230025	1.249" x 7.888"	A	3927943	
		R230024 Nylon				

Tie Rod Ends

AXLE RATING LBS.	AXLE CODE/YEAR	PART NO./LOCATION	STUD CTR TO ROD END	OEM REF	NOTES
5000	1967-70	R230009 Curbside	5.84"	3864348	
		R230008 Roadside		3864347	
7000	1967-73	R230013 Curbside	6.50"	3864354	
		R230012 Roadside		3864353	

GMC/CHEVROLET

M60, M6000

King Pin Kits

AXLE RATING LBS.	AXLE CODE/YEAR	PART NO./BUSHING	KING PIN SIZE	TYPE	OEM REF	NOTES
5000	1964-70	R200027 R200026 Nylon	1.109" x 6.343"	A	3927942	First design.
7000	1964-78	R230025 R230024 Nylon	1.249" x 7.888"	A	3927943	
11000	1965-70	R200144 R200123 Nylon	9.75"	D	2264897	Tapered pin.
12000	(F120) 1975-78 1973-75	R200066 R200144 R200123 Nylon	1.745" x 9.38" 9.75"	B D	8885621 2264897	Tapered pin.

Tie Rod Ends

AXLE RATING LBS.	AXLE CODE/YEAR	PART NO./LOCATION	STUD CTR TO ROD END	OEM REF	NOTES
5000	1963-70	R230009 Curbside R230008 Roadside	5.84"	3864348 3864347	
7000	1963-78	R230013 Curbside R230012 Roadside	6.50"	3864354 3864353	w/Axle models 348136, 42; 349041, 42, 44, 46, 47, 48, 52, 53, 59, 60; 45977
	1973-78	R230035 Curbside R230034 Roadside	4.93"	462390 462389	w/Axle models 465005; 474376, 7, 8.
9000	1975-78	R230025 Curbside R230024 Roadside	4.875"	671489 671488	
12000	1973-78	R230025 Curbside R230024 Roadside	4.875"	671489 671488	

Drag Links

AXLE RATING LBS.	AXLE CODE/YEAR	PART NUMBER	STUD CTR TO STUD CTR	OEM REF	NOTES
7000, 9000, 12000	1978	R250001	17.00"	718797, 15506689	

M65, M6500

King Pin Kits

AXLE RATING LBS.	AXLE CODE/YEAR	PART NO./BUSHING	KING PIN SIZE	TYPE	OEM REF	NOTES
7000	(F070) 1973-78	R230025 R230024 Nylon	1.249" x 7.888"	A	3927943	
9000	(F120D) 1975-78	R200066	1.745" x 9.38"	B	8885621	
11000	(F110) 1969-72	R200144 R200123 Nylon	9.75"	D	2264897	Tapered pin.
12000	(F120) 1973-75	R200144 R200123 Nylon	9.75"	D	2264897	Tapered pin.
	(F120) 1975-78	R200066	1.745" x 9.38"	B	8885621	

GMC/CHEVROLET M65, M6500 (continued)

Tie Rod Ends

AXLE RATING LBS.	AXLE CODE/YEAR	PART NO./LOCATION	STUD CTR TO ROD END	OEM REF	NOTES
7000	(F070) 1973-78	R230013 Curbside	6.50"	3864354	
		R230012 Roadside		3864353	
9000	(F090), (F120D) 1975-78	R230025 Curbside	4.875"	671489	Rubber dust boot.
		R230024 Roadside		671488	
12000	(F120) 1973-78	R230025 Curbside	4.875"	671489	Rubber dust boot.
		R230024 Roadside		671488	
	(F120) 1975-78	R230036 Curbside		2037140,	w/Axle Models 718934, 36, 37; 719597; 2000763; 2002084, 85, 86, 87. Has three piece grease retainer.
		R230037 Roadside		2037142, 2007731	

Drag Links

AXLE RATING LBS.	AXLE CODE/YEAR	PART NUMBER	STUD CTR TO STUD CTR	OEM REF	NOTES
7000	(F070) 1975-78	R250001	17.00"	718797, 15506689	Second design.
9000	(F090) 1975-78	R230405	3.12" Stud center to rod end	3892946	Power steering cylinder end.
		R250053	17.96"	718798	Second design.
	(F120D) 1975-78	R250001	17.00"	718797	
		R250053	17.96"	718798	
1973-78	R230405	3.12" Stud center to rod end	3892946	Power steering cylinder end.	
12000	(F120) 1973-78	R230405	3.12" Stud center to rod end	3892946	Power steering cylinder end.

M90, M9500

King Pin Kits

AXLE RATING LBS.	AXLE CODE/YEAR	PART NO./BUSHING	KING PIN SIZE	TYPE	OEM REF	NOTES
9000	(F120D) 1975-78	R200066	1.745" x 9.38"	B	8885621	
12000	(F120) 1975-78	R200066	1.745" x 9.38"	B	8885621	
		R200144	9.75"	D	2264897	Tapered pin.
	(F120), (FE900) 1970-74	R200123 Nylon				
16000	(FL901) 1970-78	R200170	1.999" x 11.040"	B	2452865	
		R200168 Nylon				
	(FL931) 1973-78	R200198	1.999" x 11.212"		2036352	
18000	(FL901) 1973-78	R201312 Easy Steer			15585841	
		R200170	1.999" x 11.040"	B	2452865	
		R200168 Nylon			720383	

GMC/CHEVROLET

M90, M9500 (CONTINUED)

Tie Rod Ends

AXLE RATING LBS.	AXLE CODE/YEAR	PART NO./LOCATION	STUD CTR TO ROD END	OEM REF	NOTES
9000	(F090) 1970-78	R230025 Curbside	4.875"	671489	Rubber dust boot.
		R230024 Roadside		671488	
	(F120D) 1975-78	R230025 Curbside	4.875"	671489	Rubber dust boot.
		R230024 Roadside		671488	
12000	(F120) 1970-75	R230025 Curbside	4.875"	671489	Before 1975 second design. Rubber dust boot.
		R230024 Roadside		671488	
	(F120) 1975-78	R230036 Curbside	4.875"	2037140	From 1975 second design. Has three piece grease retainer.
		R230037 Roadside		2037142	
	(FE900) 1970-72	R230061 Curbside	4.875"	2456811	
R230060 Roadside		2456810			
16000	(F160) 1970-72	R230025 Curbside	4.875"	671489	Rubber dust boot.
		R230024 Roadside		671488	
	(FL901) 1973-78	R230070 Curbside	5.75"	2456860	
		R230071 Roadside		2456861	
18000	(FL901) 1973-78	R230070 Curbside	5.75"	2452861	
		R230071 Roadside		2452860	

Drag Links

AXLE RATING LBS.	AXLE CODE/YEAR	PART NUMBER	STUD CTR TO STUD CTR	OEM REF	NOTES
9000	(F090) 1970-78	R250026	17.70"	669335	w/Power steering.
		R250054	17.90"	684196	w/Manual steering.
12000	(F120) 1970-78	R250026	17.70"	669335	w/Power steering.
		R250054	17.90"	684196	w/Manual steering.
16000	(FL931) 1973-78	R250026	17.70"	669335	w/Power steering - LH

N50

King Pin Kits

AXLE RATING LBS.	AXLE CODE/YEAR	PART NO./BUSHING	KING PIN SIZE	TYPE	OEM REF	NOTES
7000	1965-66	R230025	1.249" x 7.888"	A	3927943	
		R230024 Nylon				

Tie Rod Ends

AXLE RATING LBS.	AXLE CODE/YEAR	PART NO./LOCATION	STUD CTR TO ROD END	OEM REF	NOTES
7000	1965-66	R230013 Curbside	6.50"	3864354	
		R230012 Roadside		3864353	

N60, Y60

King Pin Kits

AXLE RATING LBS.	AXLE CODE/YEAR	PART NO./BUSHING	KING PIN SIZE	TYPE	OEM REF	NOTES
7000	1965-66	R230025	1.249" x 7.888"	A	3927943	
		R230024 Nylon				
11000	1965-66	R200144	9.75"	D	2264897	Tapered pin.
		R200123 Nylon				

Tie Rod Ends

AXLE RATING LBS.	AXLE CODE/YEAR	PART NO./LOCATION	STUD CTR TO ROD END	OEM REF	NOTES
7000	1965-66	R230013 Curbside	6.50"	3864354	
		R230012 Roadside		3864353	

P1500 (1/2 TON) 2WD

King Pin Kits

AXLE RATING LBS.	AXLE CODE/YEAR	PART NO./BUSHING	KING PIN SIZE	TYPE	OEM REF	NOTES
	1966	R200001	1.109" x 6.344"	A	3854744	

Tie Rod Ends

AXLE RATING LBS.	AXLE CODE/YEAR	PART NO./LOCATION	STUD CTR TO ROD END	OEM REF	NOTES
	1966	R230009 Curbside	5.84"	3864348	
		R230008 Roadside		3864347	

P20, P30, P3500, F050

King Pin Kits

AXLE RATING LBS.	AXLE CODE/YEAR	PART NO./BUSHING	KING PIN SIZE	TYPE	OEM REF	NOTES
3500, 5000		R201601 Easy Steer	1.179" x 6.360"	A	12472161	
					15584763	
					15522020	
					15665666	
					3927942	
					88911968, 88911987	

P2500 (3/4 Ton) 2WD

King Pin Kits

AXLE RATING LBS.	AXLE CODE/YEAR	PART NO./BUSHING	KING PIN SIZE	TYPE	OEM REF	NOTES
	1960-63	R200001	1.109" x 6.344"	A	3854744	
	1964-65	R200027	1.109" x 6.343"		3927942	
		R200026 Nylon				
	1966	R200001	1.109" x 6.344"		3854744	
	1967	R200027	1.109" x 6.343"		3927942	
		R200026 Nylon				

Tie Rod Ends

AXLE RATING LBS.	AXLE CODE/YEAR	PART NO./LOCATION	STUD CTR TO ROD END	OEM REF	NOTES
	1960-63	R230009 Curbside	5.84"	3864348	
		R230008 Roadside		3864347	
	1966-67	R230009 Curbside		3864348	
		R230008 Roadside		3864347	

GMC/CHEVROLET

P40

King Pin Kits

AXLE RATING LBS.	AXLE CODE/YEAR	PART NO./BUSHING	KING PIN SIZE	TYPE	OEM REF	NOTES
5000	(F050) 1979-90	R200046	1.179" x 6.360"	A	722166, 15536398	
7000	(F070) 1979-84	R230025	1.249" x 7.888"	A	8885857	
		R230024 Nylon				

Tie Rod Ends

AXLE RATING LBS.	AXLE CODE/YEAR	PART NO./LOCATION	STUD CTR TO ROD END	OEM REF	NOTES
5000, 7000	(F050), (F070) 1979-90	R230035 Curbside	4.93"	462390	
		R230034 Roadside		462389	

P4500

King Pin Kits

AXLE RATING LBS.	AXLE CODE/YEAR	PART NO./BUSHING	KING PIN SIZE	TYPE	OEM REF	NOTES
5000	(F050) 1979-90	R200046	1.179" x 6.360"	A	722166	
7000	(F070) 1979-84	R230025	1.249" x 7.888"	A	8885857	
		R230024 Nylon				

Tie Rod Ends

AXLE RATING LBS.	AXLE CODE/YEAR	PART NO./LOCATION	STUD CTR TO ROD END	OEM REF	NOTES
5000, 7000	(F050), (F070) 1979-90	R230035 Curbside	4.93"	462390	
		R230034 Roadside		462389	

P50

King Pin Kits

AXLE RATING LBS.	AXLE CODE/YEAR	PART NO./BUSHING	KING PIN SIZE	TYPE	OEM REF	NOTES
5000	1965-66	R200027	1.109" x 6.343"	A	3927942	
		R200026 Nylon				

Tie Rod Ends

AXLE RATING LBS.	AXLE CODE/YEAR	PART NO./LOCATION	STUD CTR TO ROD END	OEM REF	NOTES
5000	1965-66	R230009 Curbside	5.84"	3864348	
		R230008 Roadside		3864347	

P60

King Pin Kits

AXLE RATING LBS.	AXLE CODE/YEAR	PART NO./BUSHING	KING PIN SIZE	TYPE	OEM REF	NOTES
5000	(F050) 1983-90	R200046	1.179" x 6.360"	A	1553698	
7000	(F070) 1983-90	R230025	1.249" x 7.888"	A	8885857	
		R230024 Nylon				
9000	(F090) 1984-90	R200066	1.745" x 9.38"	B	8885856	
	(F120D) 1987-90	R200066				
12000	(F120) 1983-90	R200066	1.745" x 9.38"	B	8885856	

AXLE RATING LBS.	AXLE CODE/YEAR	PART NO./LOCATION	STUD CTR TO ROD END	OEM REF	NOTES
5000	(F050) 1983-90	R230035 Curbside	4.93"	462390	
		R230034 Roadside		462389	
7000	(F070) 1983-87	R230035 Curbside	4.93"	462390	
		R230034 Roadside		462389	
8000	(FL1) 1994-99	R230144 Curbside	5.44"	12548111	Second design.
		R230143 Roadside		12548110	
9000	(F090) 1983-90	R230036 Curbside	4.875"	2037140	
		R230037 Roadside		2037142	
	(F120D) 1987-90	R230036 Curbside		2037140	
		R230037 Roadside		2037142	
11000	(FL2) 1992-96	R230142 Curbside	5.44"	12548108	
		R230141 Roadside		12548107	
12000	(F120) 1983-90	R230036 Curbside	4.875"	2037140	
		R230037 Roadside		2037142	

Drag Links

AXLE RATING LBS.	AXLE CODE/YEAR	PART NUMBER	STUD CTR TO STUD CTR	OEM REF	NOTES
5000	(F050) 1983-90	R250001	17.00"	15506689	
7000	(F070) 1983-90	R250001	17.00"	15506689	Except motor home applications.
9000	(F120D) 1983-90	R250053	17.96"	718798	w/Saginaw power steering and hydraulic brakes.
		(F120D) 1988-90	R250103	18.50"	15625713
12000	(F120) 1983-90	R250053	17.96"	718798	w/Saginaw power steering and hydraulic brakes.
		(F120) 1988-90	R250103	18.50"	15625713

P6000

King Pin Kits

AXLE RATING LBS.	AXLE CODE/YEAR	PART NO./BUSHING	KING PIN SIZE	TYPE	OEM REF	NOTES
5000	(F050) 1983-90	R200046	1.179" x 6.360"	A	15536398	
7000	(F070) 1983-90	R230025	1.249" x 7.888"	A	8885857	
		R230024 Nylon				
9000	(F090) 1984-90	R200066	1.745" x 9.38"	B	8885856	
12000	(F120) 1984-90	R200066	1.745" x 9.38"	B	8885856	

Tie Rod Ends

AXLE RATING LBS.	AXLE CODE/YEAR	PART NO./LOCATION	STUD CTR TO ROD END	OEM REF	NOTES
5000	(F050) 1983-90	R230035 Curbside	4.93"	462390	
		R230034 Roadside		462389	
7000	(F070) 1983-87	R230035 Curbside	4.93"	462390	
		R230034 Roadside		462389	
9000	(F090) 1983-90	R230036 Curbside	4.875"	2037140	
		R230037 Roadside		2037142	

GMC/CHEVROLET

P6000 (CONTINUED)

Drag Links

AXLE RATING LBS.	AXLE CODE/YEAR	PART NUMBER	STUD CTR TO STUD CTR	OEM REF	NOTES
5000	(F050) 1983-90	R250001	17.00"	15506689	
7000	(F070) 1983-90	R250001	17.00"	15506689	Except motor home applications.
9000	(F120D) 1983-90	R250053	17.96"	718798	w/Saginaw power steering and hydraulic brakes.
	(F120D) 1988-90	R250103	18.50"	15625713	

Q60, V60, X60

King Pin Kits

AXLE RATING LBS.	AXLE CODE/YEAR	PART NO./BUSHING	KING PIN SIZE	TYPE	OEM REF	NOTES
5000	1965-66	R200027 R200026 Nylon	1.109" x 6.343"	A	3927942	
7000	1965-66	R230025 R230024 Nylon	1.249" x 7.888"	A	3927943	

Tie Rod Ends

AXLE RATING LBS.	AXLE CODE/YEAR	PART NO./LOCATION	STUD CTR TO ROD END	OEM REF	NOTES
5000	1965-66	R230009 Curbside R230008 Roadside	5.84"	3864348 3864347	
7000	1965-66	R230013 Curbside R230012 Roadside	6.50"	3864354 3864353	

R8500

Tie Rod Ends

AXLE RATING LBS.	AXLE CODE/YEAR	PART NO./LOCATION	STUD CTR TO ROD END	OEM REF	NOTES
9000	(F090) 1973	R230025 Curbside R230024 Roadside	4.875"	671489 671488	

S50, Q50

King Pin Kits

AXLE RATING LBS.	AXLE CODE/YEAR	PART NO./BUSHING	KING PIN SIZE	TYPE	OEM REF	NOTES
5000	1964	R200027 R200026 Nylon	1.109" x 6.343"	A	3927942	Second design w/thrust bearing.
	1965-75	R200027 R200026 Nylon				
7000	1964-75	R230025 R230024 Nylon	1.249" x 7.888"	A	3927943	From 1964, second design.

Tie Rod Ends

AXLE RATING LBS.	AXLE CODE/YEAR	PART NO./LOCATION	STUD CTR TO ROD END	OEM REF	NOTES
5000	1963-75	R230009 Curbside	5.84"	3864348	
		R230008 Roadside		3864347	
7000	1963-75	R230013 Curbside	6.50"	3864354	
		R230012 Roadside		3864353	

S60, S6000
King Pin Kits

AXLE RATING LBS.	AXLE CODE/YEAR	PART NO./BUSHING	KING PIN SIZE	TYPE	OEM REF	NOTES
5000	1964-69	R200027	1.109" x 6.343"	A	3927942	First design.
		R200026 Nylon				
5500	1973-75	R200027	1.109" x 6.343"	A	3927942	First design.
		R200026 Nylon				
	1975-79	R200046	1.179" x 6.360"		722166	Second design.
7000	1964-69	R230025	1.249" x 7.888"	A	3927943	
		R230024 Nylon				
	1973-79	R230025	R230024 Nylon			

Tie Rod Ends

AXLE RATING LBS.	AXLE CODE/YEAR	PART NO./LOCATION	STUD CTR TO ROD END	OEM REF	NOTES
5000	1963-69	R230009 Curbside	5.84"	3864348	
		R230008 Roadside		3864347	
5500	1973-79	R230009 Curbside	5.84"	3864348	
		R230008 Roadside		3864347	
7000	1963-69	R230013 Curbside	6.50"	3864354	
		R230012 Roadside		3864353	
	1978-79	R230035 Curbside	4.93"	462390	
		R230034 Roadside		462389	
9000	1975-79	R230025 Curbside	4.875"	671489	
		R230024 Roadside		671488	

Drag Links

AXLE RATING LBS.	AXLE CODE/YEAR	PART NUMBER	STUD CTR TO STUD CTR	OEM REF	NOTES
5500, 7000	1975-79	R250001	17.00"	15506689, 718797	From 1975, second design.

S70, S7T, S7500
King Pin Kits

AXLE RATING LBS.	AXLE CODE/YEAR	PART NO./BUSHING	KING PIN SIZE	TYPE	OEM REF	NOTES
12000	(F120) 1983-90	R200066	1.745" x 9.38"	B	8885621	
13200	(FG943) 1987-90	R200195	1.794" x 10.392"	B	2010021	
		R201307 Easy Steer			15510849	

GMC/CHEVROLET

S70, S7T, S7500 (CONTINUED)

Tie Rod Ends

AXLE RATING LBS.	AXLE CODE/YEAR	PART NO./LOCATION	STUD CTR TO ROD END	OEM REF	NOTES
9000, 12000	(F120D) 1983-90	R230036 Curbside	4.875"	2037142	
		R230037 Roadside		2037140	
13200	(FG943) 1987-90	R230069 Curbside	5.44"	15515805, 698572	
		R230068 Roadside		15515804, 698571	

Drag Links

AXLE RATING LBS.	AXLE CODE/YEAR	PART NUMBER	STUD CTR TO STUD CTR	OEM REF	NOTES
9000, 12000	(F120), (F120D) 1983-84	R250026	17.70"	669335	w/Power steering.
13200	(FF932) 1983-84	R250026	17.70"	669335	w/Power steering.

T50, T5500

King Pin Kits

AXLE RATING LBS.	AXLE CODE/YEAR	PART NO./BUSHING	KING PIN SIZE	TYPE	OEM REF	NOTES
5000	1965-72	R200027	1.109" x 6.343"	A	3927942	
		R200026 Nylon				
7000	1965-72	R230025	1.249" x 7.888"	A	3927943	
		R230024 Nylon				
11000	1965-72	R200144	9.75"	D	2264897	Tapered pin.
		R200123 Nylon				

Tie Rod Ends

AXLE RATING LBS.	AXLE CODE/YEAR	PART NO./LOCATION	STUD CTR TO ROD END	OEM REF	NOTES
5000	1965-72	R230009 Curbside	5.84"	3864348	
		R230008 Roadside		3864347	
7000	1965-72	R230013 Curbside	6.50"	3864354	
		R230012 Roadside		3864353	
8100	(FL1) 1997	R230144 Curbside	5.44"	12548111	
		R230143 Roadside		12548110	
9000	1970-72	R230025 Curbside	4.875"	671489	
		R230024 Roadside		671488	
11000	(FL2) 1997	R230142 Curbside	5.44"	12548108	
		R230141 Roadside		12548107	
12000	(FS7) 1997	R230142 Curbside	5.44"	12548108	
		R230141 Roadside		12548107	
14600	(FL3) 1997	R230142 Curbside	5.44"	12548108	
		R230141 Roadside		12548107	

GMC/CHEVROLET

T60, T6000

King Pin Kits

AXLE RATING LBS.	AXLE CODE/YEAR	PART NO./BUSHING	KING PIN SIZE	TYPE	OEM REF	NOTES
7000	1964-78	R230025 R230024 Nylon	1.249" x 7.888"	A	3927943	
11000	1963-69	R200144 R200123 Nylon	9.75"	D	2264897	Tapered pin.
12000	1970-72	R200144 R200123 Nylon	9.75"	D	2264897	Tapered pin.

Tie Rod Ends

AXLE RATING LBS.	AXLE CODE/YEAR	PART NO./LOCATION	STUD CTR TO ROD END	OEM REF	NOTES
7000	1963-77	R230013 Curbside R230012 Roadside	6.50"	3864354 3864353	
	1978	R230035 Curbside R230034 Roadside	4.93"	462390 462389	
9000	1975-78	R230025 Curbside R230024 Roadside	4.875"	671489 671488	Second design.
12000	1970-72	R230025 Curbside R230024 Roadside	4.875"	671489 671488	

T65, T6500
King Pin Kits

AXLE RATING LBS.	AXLE CODE/YEAR	PART NO./BUSHING	KING PIN SIZE	TYPE	OEM REF	NOTES
7000	(F070) 1973-78	R230025 R230024 Nylon	1.249" x 7.888"	A	3927943	
9000	(F120D) 1975-78	R200066	1.745" x 9.38"	B	8885621	
12000	(F120) 1973-78	R200144 R200123 Nylon	9.75"	D	2264897	Tapered pin.
	(F120) 1975-78	R200066	1.745" x 9.38"	B	8885621	

Tie Rod Ends

AXLE RATING LBS.	AXLE CODE/YEAR	PART NO./LOCATION	STUD CTR TO ROD END	OEM REF	NOTES
7000	(F070) 1973-78	R230013 Curbside R230012 Roadside	6.50"	3864354 3864353	
8100	(FL1) 1997	R230144 Curbside R230143 Roadside	5.44"	12548111 12548110	
9000	(F090), (F120D) 1975-78	R230025 Curbside R230024 Roadside	4.875"	671489 671488	Rubber dust boot.
11000	(FL2) 1997	R230142 Curbside R230141 Roadside	5.44"	12548108 12548107	
12000	(F120) 1973-78	R230025 Curbside R230024 Roadside	4.875"	671489 671488	Rubber dust boot.
	(F120) 1975-78	R230036 Curbside R230037 Roadside		2037140, 2007728 2037142, 2007731	w/Axle Models 718934, 36, 37; 719597; 2000763; 2002084, 85, 86, 87. Has three piece grease retainer.
	(FS7) 1997	R230142 Curbside R230141 Roadside	5.44"	12548108 12548107	
14600	(FL3) 1997	R230142 Curbside R230141 Roadside	5.44"	12548108 12548107	

APPLICATION GUIDE (G-M)

GMC/CHEVROLET

T70, T7500

King Pin Kits

AXLE RATING LBS.	AXLE CODE/YEAR	PART NO./BUSHING	KING PIN SIZE	TYPE	OEM REF	NOTES
7000	(F070) 1966-78	R230025 R230024 Nylon	1.249" x 7.888"	A	3927943	
11000	(F110) 1966-72	R200144 R200123 Nylon	9.75"	D	2664897	Tapered pin.
12000	(F120) 1966-74	R200144 R200123 Nylon	9.75"	D	2264897	Tapered pin.
	(F120) 1975-78	R200066	1.745" x 9.38"	B	8885621	

Tie Rod Ends

AXLE RATING LBS.	AXLE CODE/YEAR	PART NO./LOCATION	STUD CTR TO ROD END	OEM REF	NOTES
7000	(F070) 1973-78	R230013 Curbside R230012 Roadside	6.50"	3864354 3864353	
	(F070) 1978	R230035 Curbside R230034 Roadside	4.93"	462390 462389	Use w/6V-53 engine and 465018 axle.
8100	(FL1) 1997	R230144 Curbside R230143 Roadside	5.44"	12548111 12548110	
9000	(F090) 1972-78	R230036 Curbside R230037 Roadside	4.875"	2037140 2037142	Except 688561; 688568; 2000765, 7, 8; 2002081, 83 axles.
11000	(FL2) 1997	R230142 Curbside R230141 Roadside	5.44"	12548108 12548107	
12000	(F120) 1973-78	R230036 Curbside R230037 Roadside	4.875"	2037140 2037142	Except 688561; 688568; 2000765, 7, 8; 2002081, 83 axles.
	(FS7) 1997	R230142 Curbside R230141 Roadside	5.44"	12548108 12548107	
14600	(FL3) 1997	R230142 Curbside R230141 Roadside	5.44"	12548108 12548107	

T80, T8500

King Pin Kits

AXLE RATING LBS.	AXLE CODE/YEAR	PART NO./BUSHING	KING PIN SIZE	TYPE	OEM REF	NOTES
7000	1964-66	R230025 R230024 Nylon	1.249" x 7.888"	A	3927943	From 1964, second design.
11000	(F110) 1963-66	R200144 R200123 Nylon	9.75"	D	2264897	Tapered pin.
12000	(F120) 1973-78	R200144 R200123 Nylon	9.75"	D	2264897	Tapered pin.

GMC/CHEVROLET

T80, T8500 (CONTINUED)

Tie Rod Ends

AXLE RATING LBS.	AXLE CODE/YEAR	PART NO./LOCATION	STUD CTR TO ROD END	OEM REF	NOTES
7000	1963-66	R230013 Curbside	6.50"	3864354	
		R230012 Roadside		3864353	
8100	(FL1) 1997	R230144 Curbside	5.44"	12548111	
		R230143 Roadside		12548110	
9000	(F090) 1973-78	R230036 Curbside	4.875"	2037140	Exc. 688561; 688568; 2000765, 7, 8; 2002081, 83 axles.
		R230037 Roadside		2037142	
11000	(FL2) 1997	R230142 Curbside	5.44"	12548108	
		R230141 Roadside		12548107	
12000	(F120) 1973-78	R230036 Curbside	4.875"	2037140	Exc. 688561; 688568; 2000765, 7, 8; 2002081, 83 axles.
		R230037 Roadside		2037142	
	(FS7) 1997	R230142 Curbside	5.44"	12548108	
		R230141 Roadside		12548107	
14600	(FL3) 1997	R230142 Curbside	5.44"	12548108	
		R230141 Roadside		12548107	

T90, T9500

King Pin Kits

AXLE RATING LBS.	AXLE CODE/YEAR	PART NO./BUSHING	KING PIN SIZE	TYPE	OEM REF	NOTES
11000	(F110) 1963-72	R200144	9.75"	D	2264897	Tapered pin.
		R200123 Nylon				
12000	(F120) 1963-78	R200144	9.75"	D	2264897	Tapered pin.
		R200123 Nylon				

Tie Rod Ends

AXLE RATING LBS.	AXLE CODE/YEAR	PART NO./LOCATION	STUD CTR TO ROD END	OEM REF	NOTES
9000	(F090) 1970-72	R230025 Curbside	4.875"	671489	
		R230024 Roadside		671488	
12000	(F120) 1970-78	R230025 Curbside	4.875"	671489	
		R230024 Roadside		671488	

GMC/CHEVROLET

TITAN, ASTRO, D9K, D9L

King Pin Kits

AXLE RATING LBS.	AXLE CODE/YEAR	PART NO./BUSHING	KING PIN SIZE	TYPE	OEM REF	NOTES
9000	(F120D) 1981-82	R200066	1.745" x 9.38"	B	8885621	
12000	(F120) 1979-87	R200066	1.745" x 9.38"	B	8885621	
	(FF941) 1983-87	R200195	1.794" x 10.392"		2010021	
		R201307 Easy Steer			15510849	
16000	(FL931) 1979-83	R200198	1.999" x 11.212"	B	2036352	
		R201312 Easy Steer			15585841	
18000	(FL941) 1983-87	R200198	1.999" x 11.212"	B	2036352	
		R201312 Easy Steer			15585841	

Tie Rod Ends

AXLE RATING LBS.	AXLE CODE/YEAR	PART NO./LOCATION	STUD CTR TO ROD END	OEM REF	NOTES
12000	(F120) 1979-87	R230036 Curbside	4.875"	2037140	
		R230037 Roadside		2037142	
	(FF931) 1979-80	R230069 Curbside	5.44"	698572	
		R230068 Roadside		698571	
	(FF931) 1983-87	R230069 Curbside		698572, 15515805	
		R230068 Roadside		698571, 15515804	
	(FF941) 1983-86	R230069 Curbside		698572, 15515805	
		R230068 Roadside		698571, 15515804	
16000	(FL931) 1979-83	R230073 Curbside	7.37"	798203	
		R230072 Roadside		798204	
18000	(FL941) 1983-87	R230073 Curbside	7.37"	798203	
		R230072 Roadside		798204	

Drag Links

AXLE RATING LBS.	AXLE CODE/YEAR	PART NUMBER	STUD CTR TO STUD CTR	OEM REF	NOTES
12000	(F120) 1979-80	R250345	16.89"	15501673	
	(F120) 1979-83	R250054	17.90"	684196	Color coded white.
	(F120) 1984-87	R250345	16.89"	15501673	w/Ross or Sheppard power steering.
	(FF931) 1983-84	R250054	17.90"	684196	Color coded white.
	(FF941) 1983-84	R250054			
	(FF941) 1984-87	R250345	16.89"	15501673	w/Sheppard power steering.
	(FF971) 1983	R250054	17.90"	684196	Color coded white.
16000	(FL931) 1979-83	R250054	17.90"	684196	
	(FL931) 1984-87	R250345	16.89"	15501673	w/Sheppard power steering - LH.
		R250046		15501674	w/Sheppard power steering - RH.
18000	(FL941) 1983-84	R250054	17.90"	684196	Color coded white.
	(FL941) 1984-87	R250345	16.89"	15501673	w/Sheppard power steering - LH.
		R250046		15501674	w/Sheppard power steering - RH.

GMC/CHEVROLET

TRANSIT, COACH

King Pin Kits

AXLE RATING LBS.	AXLE CODE/YEAR	PART NO./BUSHING	KING PIN SIZE	TYPE	OEM REF	NOTES
7000	(F120) 1970-74	R200143	1.234" x 7.438"	B	2470621	

W60, W6N

King Pin Kits

AXLE RATING LBS.	AXLE CODE/YEAR	PART NO./BUSHING	KING PIN SIZE	TYPE	OEM REF	NOTES
7000	(F070) 1979-80	R230025 R230024 Nylon	1.249" x 7.888"	A	3927943	

Tie Rod Ends

AXLE RATING LBS.	AXLE CODE/YEAR	PART NO./LOCATION	STUD CTR TO ROD END	OEM REF	NOTES
7000	(F070) 1979-80	R230035 Curbside R230034 Roadside	4.93"	462390 462389	
9000	(F090) 1979-80	R230036 Curbside R230037 Roadside	4.875"	2037140 2037142	

W70

King Pin Kits

AXLE RATING LBS.	AXLE CODE/YEAR	PART NO./BUSHING	KING PIN SIZE	TYPE	OEM REF	NOTES
12000	(F120) 1970-74	R200144 R200123 Nylon	9.75"	D	2264897	Tapered pin.
16000	(FL901) 1971-74	R200170 R200168 Nylon	1.999" x 11.040"	B	2452865	

Tie Rod Ends

AXLE RATING LBS.	AXLE CODE/YEAR	PART NO./LOCATION	STUD CTR TO ROD END	OEM REF	NOTES
9000	(F090) 1972-74	R230036 Curbside R230037 Roadside	4.875"	2037140 2037142	Except 688561; 688568; 2000765, 7, 8; 2002081, 83 axles. Has 3 piece grease retainer.
12000	(F120) 1970	R230025 Curbside R230024 Roadside	4.875"	671489 671488	Rubber dust boot.
	(F120) 1973-74	R230036 Curbside R230037 Roadside		2037140 2037142	Except 688561; 688568; 2000765, 7, 8; 2002081, 83 axles. Has 3 piece grease retainer.
16000	(FL901) 1971-74	R230070 Curbside R230071 Roadside	5.75"	2452860 2451861	

GMC/CHEVROLET

W70, W7N, W7500

King Pin Kits

AXLE RATING LBS.	AXLE CODE/YEAR	PART NO./BUSHING	KING PIN SIZE	TYPE	OEM REF	NOTES
7000	(F070) 1979-80	R230025 R230024 Nylon	1.249" x 7.888"	A	3927943	
9000	(F120D) 1975-80	R200066	1.745" x 9.38"	B	8885621	
12000	(F120) 1970-74	R200144 R200123 Nylon	9.75"	D	2264897	Tapered pin.
	(F120, F120D) 1975-80	R200066	1.745" x 9.38"	B	8885621	
16000	(FL901) 1971-74	R200170 R200168 Nylon	1.999" x 11.040"	B	2452865	

Tie Rod Ends

AXLE RATING LBS.	AXLE CODE/YEAR	PART NO./LOCATION	STUD CTR TO ROD END	OEM REF	NOTES
7000	(F070) 1979-80	R230035 Curbside R230034 Roadside	4.93"	462390 462389	
9000	(F090) 1972-74	R230036 Curbside R230037 Roadside	4.875"	2037140 2037142	Except 688561, 68; 2000765, 67, 68; 2002081, 83 axles. Has three piece grease retainer.
	(F120, F120D) 1979-80	R230036 Curbside R230037 Roadside		2037140 2037142	
12000	(F120) 1970	R230025 Curbside R230024 Roadside	4.875"	671489 671488	Rubber dust boot.
	(F120) 1973-74	R230036 Curbside R230037 Roadside		2037140 2037142	Except 688561, 68; 2000765, 67, 68; 2002081, 83 axles. Has three piece grease retainer.
	(F120) 1979-80	R230036 Curbside R230037 Roadside		2037140 2037142	
	(FL901) 1971-74	R230070 Curbside R230071 Roadside	5.75"	2452860 2452861	

W80, W8500

King Pin Kits

AXLE RATING LBS.	AXLE CODE/YEAR	PART NO./BUSHING	KING PIN SIZE	TYPE	OEM REF	NOTES
7000	1964-65	R230025 R230024 Nylon	1.249" x 7.888"	A	3927943	From 1964, second design.
11000	1964-65	R200144 R200123 Nylon	9.75"	D	2264897	Tapered pin.
12000	(F120) 1973-78	R200144 R200123 Nylon	9.75"	D	2264897	Tapered pin.

Tie Rod Ends

AXLE RATING LBS.	AXLE CODE/YEAR	PART NO./LOCATION	STUD CTR TO ROD END	OEM REF	NOTES
7000	1964-65	R230013 Curbside R230012 Roadside	6.50"	3864354 3864353	
9000	(F090) 1973-78	R230036 Curbside R230037 Roadside	4.875"	2037140 2037142	Exc. 688561, 688568; 2000765, 7, 8; 2002081, 83 axles.
12000	(F120) 1973-78	R230036 Curbside R230037 Roadside	4.875"	2037140 2037142	Exc. 688561, 688568; 2000765, 7, 8; 2002081, 83 axles.

GMC/CHEVROLET

W90, W9500

King Pin Kits

AXLE RATING LBS.	AXLE CODE/YEAR	PART NO./BUSHING	KING PIN SIZE	TYPE	OEM REF	NOTES
11000	(F110) 1963-72	R200144 R200123 Nylon	9.75"	D	2264897	Tapered pin.
12000	(F120) 1963-78	R200144 R200123 Nylon	9.75"	D	2264897	Tapered pin.

Tie Rod Ends

AXLE RATING LBS.	AXLE CODE/YEAR	PART NO./LOCATION	STUD CTR TO ROD END	OEM REF	NOTES
9000	(F090) 1970-72	R230025 Curbside R230024 Roadside	4.875"	671489 671488	
12000	(F120) 1970-78	R230025 Curbside R230024 Roadside	4.875"	671489 671488	

HINO

INDEX

Model	Page	Model	Page
NA, NB, NC, ND, NE, NU-258, A-LP, NJ, NV	180		

HINO

NA,NB, NC, ND, NE, NJ-258 A-LP,ND, NE, NJ, NV

King Pin Kits

AXLE RATING LBS.	AXLE CODE/YEAR	PART NO./BUSHING	KING PIN SIZE	TYPE	OEM REF	NOTES
8000, 10000	2005-08	R201478 Easy Steer	1.234" x 6.781"	A		
		R201474 Easy Steer	1.499" x 7.511"	B		
		R201315 Easy Steer	1.794" x 10.392"	B	KIT 1315	Uses 1 drawkey 3.68" long and 1 drawkey 3.25" long.

INDEX

Model	Page	Model	Page
FTR.....	181		

ISUZU

FTR

King Pin Kits

AXLE RATING LBS.	AXLE CODE/YEAR	PART NO./BUSHING	KING PIN SIZE	TYPE	OEM REF	NOTES
11000	1996-2002	R200283 Bronze	1.890" x 1.500"	D	8125403290 12540329	

Model	Page	Model	Page
C500	183	T450	187
K100	184	T600	188
K300	185	T800	189
L700	185	W900	190
T400	186		

AXLE RATING LBS.	AXLE CODE/YEAR	PART NO./BUSHING	KING PIN SIZE	TYPE	OEM REF	NOTES
12000	(FE900)	R200144	9.75"	D	KIT 144	Tapered pin.
		R200123 Nylon			KIT 123	
	(FF901)	R200172	1.794" x 9.120"	B	KIT 172	
	(FF921)	R200193	1.794" x 10.410"		KIT 193	
	(FF931)	R200195	1.794" x 10.392"		KIT 195	
		R201307 Easy Steer			KIT 1307	
(FF971)	R201300	1.607" x 9.375"		KIT 1300		
16000	(FH901)	R200170	1.999" x 11.040"	B	KIT 170	
		R200168 Nylon			KIT 168	
16000, 18000, 20000	(FL931)	R200198	1.999" x 11.212"	B	KIT 198	
		R201312 Easy Steer			KIT 1312	
18000	(FL901)	R200170	1.999" x 11.040"	B	KIT 170	
		R200168 Nylon			KIT 168	
22000	(FL951)	R200198	1.999" x 11.212"	B	KIT 198	
		R201312 Easy Steer			KIT 1312	

Tie Rod Ends

AXLE RATING LBS.	AXLE CODE/YEAR	PART NO./LOCATION	STUD CTR TO ROD END	OEM REF	NOTES		
12000	(FE900)	R230061 Curbside	4.875"	A3144R226			
		R230060 Roadside		A3144Q225			
		R230070 Curbside		A3144J296			
		R230071 Roadside		A3144K297			
	(FE970)	R230061 Curbside	4.875"	A3144R226			
		R230060 Roadside		A3144Q225			
		R230070 Curbside		A3144J296			
		R230071 Roadside		A3144K297			
	(FF901)	R230061 Curbside	4.875"	A3144R226			
		R230060 Roadside		A3144Q225			
		R230066 Curbside		5.75"		A3144D238	Anti-tilt seal type.
		R230067 Roadside				A3144C237	
		R230070 Curbside				A3144J296	
		R230071 Roadside				A3144K297	
(FF921), (FF931)	R230069 Curbside	5.44"	A3144D524	Greaseable type.			
	R230068 Roadside		A3144E525				
16000	(FH901)	R230070 Curbside	5.75"	A3144J296			
		R230071 Roadside		A3144K297			
16000, 18000, 20000	(FL931)	R230070 Curbside	5.75"	A3144J296			
		R230071 Roadside		A3144K297			
		R230073 Curbside		7.37"		A3144V438	
		R230072 Roadside				A3144U437	
		R230104 Curbside		12.69"		A3144D550	
R230105 Roadside		A3144C549					

KENWORTH C500 (CONTINUED)

Tie Rod Ends (continued)

18000	(FDS1805)	R230077 Curbside	5.75"	A1-3144F370	After 2/2/83. 1.25" -16 RH thread.
		R230095 Roadside		A3144E551	After 2/2/83. 1.25" -18 RH thread.
		R230067 Roadside		A3144C237	Before 2/2/83. 1.25" -12 RH thread.
	(FL901)	R230070 Curbside		A3144J296	
		R230071 Roadside		A3144K297	
20000	(FL931)	R230070 Curbside	5.75"	A3144J296	
		R230071 Roadside		A3144K297	
		R230073 Curbside	7.37"	A3144V438	
		R230072 Roadside		A3144U437	

K100

King Pin Kits

AXLE RATING LBS.	AXLE CODE/YEAR	PART NO./BUSHING	KING PIN SIZE	TYPE	OEM REF	NOTES
12000	(FE900)	R200144	9.75"	D	KIT 144	Tapered pin.
		R200123 Nylon			KIT 123	
	(FF921)	R200172	1.794" x 9.120"	B	KIT 172	
	(FF931)	R200193	1.794" x 10.410"		KIT 193	
	(FF971)	R200195	1.794" x 10.392"		KIT 195	
		R201307 Easy Steer		KIT 1307		
16000	(FH901)	R200170	1.999" x 11.040"	B	KIT 170	
		R200168 Nylon			KIT 168	
16000, 18000, 20000	(FL931)	R200198	1.999" x 11.212"	B	KIT 198	
		R201312 Easy Steer			KIT 1312	
18000	(FL901)	R200170	1.999" x 11.040"	B	KIT 170	
		R200168 Nylon			KIT 168	

Tie Rod Ends

AXLE RATING LBS.	AXLE CODE/YEAR	PART NO./LOCATION	STUD CTR TO ROD END	OEM REF	NOTES
12000	(FE900)	R230061 Curbside	4.875"	A3144R226	
		R230060 Roadside		A3144Q225	
		R230070 Curbside		A3144J296	
		R230071 Roadside		A3144K297	
	(FE970)	R230061 Curbside	4.875"	A3144R226	
		R230060 Roadside		A3144Q225	
		R230070 Curbside		A3144J296	
		R230071 Roadside		A3144K297	
	(FF901)	R230061 Curbside	4.875"	A3144R226	
		R230060 Roadside		A3144Q225	
	(FF921)	R230061 Curbside	5.75"	A3144R226	
				R230060 Roadside	A3144Q225
R230066 Curbside		A3144D238		Anti-tilt seal type.	
R230067 Roadside		A3144C237			
R230070 Curbside		A3144J296			
R230071 Roadside		A3144K297			
(FF921), (FF931)	R230069 Curbside	5.44"	A3144D524	Greaseable type.	
	R230068 Roadside		A3144E525		

KENWORTH

K100 (CONTINUED)

Tie Rod Ends

16000	(FH901)	R230070 Curbside	5.75"	A3144J296
		R230071 Roadside		A3144K297
16000, 18000, 20000	(FL931)	R230070 Curbside	5.75"	A3144J296
		R230071 Roadside		A3144K297
		R230073 Curbside	7.37"	A3144F448
		R230072 Roadside		A3144G449
		R230104 Curbside	12.69"	A3144D550
		R230105 Roadside		A3144C549
18000	(FL901)	R230070 Curbside	5.75"	A3144J296
		R230071 Roadside		A3144K297

Drag Links

AXLE RATING LBS.	AXLE CODE/YEAR	PART NUMBER	STUD CTR TO STUD CTR	OEM REF	NOTES
All	All	R230072	7.37" Stud center to rod end	L28SV5203A1	Drag link end. Has LH thread.
		R230073		L28SV5202A1	Drag link end. Has RH thread.

K300 Tie Rod Ends

AXLE RATING LBS.	AXLE CODE/YEAR	PART NO./LOCATION	STUD CTR TO ROD END	OEM REF	NOTES
12000	E12001	R230139 Curbside	6.00"	817019	
		R230140 Roadside		817018	
	EFA-12F4	R230069 Curbside	5.44"	1006149	Greaseable type.
		R230068 Roadside		1006148	
		R230420 Curbside	8.125"	1009010	
		R230421 Roadside		1009009	

L700 King Pin Kits

AXLE RATING LBS.	AXLE CODE/YEAR	PART NO./BUSHING	KING PIN SIZE	TYPE	OEM REF	NOTES
12000	(FE900)	R200144	9.75"	D	KIT 144	Tapered pin.
		R200123 Nylon			KIT 123	
	(FF901)	R200172	1.794" x 9.120"	B	KIT 172	
	(FF921)	R200193	1.794" x 10.410"		KIT 193	
	(FF931)	R200195	1.794" x 10.392"		KIT 195	
		R201307 Easy Steer			KIT 1307	
	(FF971)	R201300	1.607" x 9.375"		KIT 1300	
16000	(FH901)	R200170	1.999" x 11.040"	B	KIT 170	
		R200168 Nylon			KIT 168	
16000, 18000, 20000	(FL931)	R200198	1.999" x 11.212"	B	KIT 198	
		R201312 Easy Steer			KIT 1312	
18000	(FL901)	R200170	1.999" x 11.040"	B	KIT 170	
		R200168 Nylon			KIT 168	

KENWORTH

L700 (CONTINUED)

Tie Rod Ends

AXLE RATING LBS.	AXLE CODE/YEAR	PART NO./LOCATION	STUD CTR TO ROD END	OEM REF	NOTES
12000	(FE900)	R230061 Curbside	4.875"	A3144R226	
		R230060 Roadside		A3144Q225	
		R230070 Curbside	5.75"	A3144J296	
		R230071 Roadside		A3144K297	
	(FE970)	R230061 Curbside	4.875"	A3144R226	
		R230060 Roadside		A3144Q225	
		R230070 Curbside	5.75"	A3144J296	
		R230071 Roadside		A3144K297	
	(FF901)	R230061 Curbside	4.875"	A3144R226	
		R230060 Roadside		A3144Q225	
		R230066 Curbside	5.75"	A3144D238	Anti-tilt seal type.
		R230067 Roadside		A3144C237	
R230070 Curbside			A3144J296		
R230071 Roadside			A3144K297		
(FF921), (FF931)	R230069 Curbside	5.44"	A3144D524	Greaseable type.	
	R230068 Roadside		A3144E525		
16000	(FH901)	R230070 Curbside	5.75"	A3144J296	
		R230071 Roadside		A3144K297	
16000, 18000, 20000	(FL931)	R230070 Curbside	5.75"	A3144J296	
		R230071 Roadside		A3144K297	
		R230073 Curbside	7.37"	A3144F448	
		R230072 Roadside		A3144G449	
18000	(FL901)	R230070 Curbside	5.75"	A3144J296	
		R230071 Roadside		A3144K297	

T400

King Pin Kits

AXLE RATING LBS.	AXLE CODE/YEAR	PART NO./BUSHING	KING PIN SIZE	TYPE	OEM REF	NOTES
10000	(FD961)	R201315 Easy Steer	1.794" x 10.392"	B	KIT 1315	Uses 1 drawkey 3.68" long and 1 drawkey 3.25" long.
12000	(FF941)	R200195	1.794" x 10.392"	B	KIT 195	
		R201307 Easy Steer			KIT 1307	
	(FF961)	R201315 Easy Steer			KIT 1315	Uses 1 drawkey 3.68" long and 1 drawkey 3.25" long.
12000, 13000	EFA-12F4, EFA-13F5	R200269	1.625" x 9.195"	A	806355	
		R200267 Easy Steer				
14600	(FG941)	R201309 Easy Steer	1.794" x 10.392"	B	KIT 1309	
		R201310			KIT 1310	

KENWORTH T400 (CONTINUED)

Tie Rod Ends

AXLE RATING LBS.	AXLE CODE/YEAR	PART NO./LOCATION	STUD CTR TO ROD END	OEM REF	NOTES
10000	(FD961)	R230069 Curbside	5.44"	A3144D524	Greaseable type.
		R230068 Roadside		A3144E525	
12000	(FF941), (FF961)	R230069 Curbside	5.44"	A3144D524	Greaseable type.
		R230068 Roadside		A3144E525	
	E1200I	R230139 Curbside	6.00"	817019	
		R230140 Roadside		817018	
12000, 13000	EFA-12F3, EFA-13F3, EFA-12F4, EFA-13F5	R230069 Curbside	5.44"	1006149	Greaseable type.
		R230068 Roadside		1006148	
		R230420 Curbside	8.125"	1009010	
		R230421 Roadside		1009009	
14600	(FG941)	R230069 Curbside	5.44"	A3144D524	Greaseable type.
		R230068 Roadside		A3144E525	

Drag Links

AXLE RATING LBS.	AXLE CODE/YEAR	PART NUMBER	STUD CTR TO STUD CTR	OEM REF	NOTES
All	All	R250088	28.28"	L24VU8008A11	Non-replaceable ends.

T450 King Pin Kits

AXLE RATING LBS.	AXLE CODE/YEAR	PART NO./BUSHING	KING PIN SIZE	TYPE	OEM REF	NOTES
10000	(FD961)	R201315 Easy Steer	1.794" x 10.392"	B	KIT 1315	Uses 1 drawkey 3.68" long and 1 drawkey 3.25" long.
12000	(FF941)	R200195			KIT 195	
		R201307 Easy Steer	KIT 1307			
	(FF961)	R201315 Easy Steer	KIT 1315	Uses 1 drawkey 3.68" long and 1 drawkey 3.25" long.		
12000, 13000	EFA-12F4, EFA-13F5	R200269	1.625" x 9.195"	A	806355	
		R200267 Easy Steer				
14600	(FG941)	R201309 Easy Steer	1.794" x 10.392"	B	KIT 1309	
		R201310			KIT 1310	
16000, 18000, 20000	(FL941), (FL943)	R200198	1.999" x 11.212"	B	KIT 198	
		R201312 Easy Steer			KIT 1312	

KENWORTH

T450 (CONTINUED)

Tie Rod Ends

AXLE RATING LBS.	AXLE CODE/YEAR	PART NO./LOCATION	STUD CTR TO ROD END	OEM REF	NOTES
10000	(FD961)	R230069 Curbside	5.44"	A3144D524	Greaseable type.
		R230068 Roadside		A3144E525	
12000	(FF941), (FF943), (FF961)	R230069 Curbside	5.44"	A3144D524	Greaseable type.
		R230068 Roadside		A3144E525	
	E1200I	R230139 Curbside	6.00"	817019	
		R230140 Roadside		817018	
12000, 13000	EFA-12F3, EFA-13F3, EFA-12F4, EFA-13F5	R230069 Curbside	5.44"	1006149	Greaseable type.
		R230068 Roadside		1006148	
	R230420 Curbside	8.125"	1009010		
			R230421 Roadside		1009009
14600	(FG941)	R230069 Curbside	5.44"	A3144D524	Greaseable type.
		R230068 Roadside		A3144E525	
16000, 18000, 20000	(FL941), (FL943)	R230070 Curbside	5.75"	A3144J296	
		R230071 Roadside		A3144K297	
		R230073 Curbside	7.37"	A3144F448	
		R230072 Roadside		A3144G449	
		R230104 Curbside	12.69"	A3144D550	
R230105 Roadside	A3144C549				

Drag Links

AXLE RATING LBS.	AXLE CODE/YEAR	PART NUMBER	STUD CTR TO STUD CTR	OEM REF	NOTES
All	All	R250088	28.28"	L24VU8008A11	Non-replaceable ends.

T600

King Pin Kits

AXLE RATING LBS.	AXLE CODE/YEAR	PART NO./BUSHING	KING PIN SIZE	TYPE	OEM REF	NOTES
12000	(FF941), (FF943)	R200195	1.794" x 10.392"	B	KIT 195	Uses 1 drawkey 3.68" long and 1 drawkey 3.25" long.
		R201307 Easy Steer			KIT 1307	
	(FF961)	R201315 Easy Steer			KIT 1315	
12000, 13000	EFA-12F4, EFA-13F5	R200269	1.625" x 9.195"	A	806355	
		R200267 Easy Steer				
14600	(FG941)	R201309 Easy Steer	1.794" x 10.392"	B	KIT 1309	
		R201310			KIT 1310	

Tie Rod Ends

AXLE RATING LBS.	AXLE CODE/YEAR	PART NO./LOCATION	STUD CTR TO ROD END	OEM REF	NOTES
12000	(FF941), (FF943), (FF961)	R230069 Curbside	5.44"	A3144D524	Greaseable type.
		R230068 Roadside		A3144E525	
	E1200I	R230139 Curbside	6.00"	817019	
		R230140 Roadside		817018	
12000, 13000	EFA-12F3, EFA-13F3, EFA-12F4, EFA-13F5	R230069 Curbside	5.44"	1006149	Greaseable type.
		R230068 Roadside		1006148	
	R230420 Curbside	8.125"	1009010		
			R230421 Roadside		1009009
14600	(FG941)	R230069 Curbside	5.44"	A3144D524	Greaseable type.
		R230068 Roadside		A3144E525	

KENWORTH

T600 (CONTINUED)

Drag Links

AXLE RATING LBS.	AXLE CODE/YEAR	PART NUMBER	STUD CTR TO STUD CTR	OEM REF	NOTES
All	All	R250088	28.28"	L24VU8008A11	Non-replaceable ends.

T800 King Pin Kits

AXLE RATING LBS.	AXLE CODE/YEAR	PART NO./BUSHING	KING PIN SIZE	TYPE	OEM REF	NOTES
12000	(FF941)	R200195	1.794" x 10.392"	B	KIT 195	Uses 1 drawkey 3.68" long and 1 drawkey 3.25" long.
		R201307 Easy Steer			KIT 1307	
	(FF961)	R201315 Easy Steer			KIT 1315	
12000, 13000	EFA-12F4, EFA-13F5	R200269 R200267 Easy Steer	1.625" x 9.195"	A	806355	
14600	(FG941)	R201309 Easy Steer R201310	1.794" x 10.392"	B	KIT 1309 KIT 1310	
16000, 18000, 20000	(FL941), (FL943)	R200198 R201312 Easy Steer	1.999" x 11.212"	B	KIT 198 KIT 1312	

Tie Rod Ends

AXLE RATING LBS.	AXLE CODE/YEAR	PART NO./LOCATION	STUD CTR TO ROD END	OEM REF	NOTES
12000	(FF941), (FF943), (FF961)	R230069 Curbside	5.44"	A3144D524	Greaseable type.
		R230068 Roadside		A3144E525	
	E12001	R230139 Curbside R230140 Roadside	6.00"	817019 817018	
12000, 13000	EFA-12F3, EFA-13F3, EFA-12F4, EFA-13F5	R230069 Curbside	5.44"	1006149	Greaseable type.
		R230068 Roadside		1006148	
		R230420 Curbside	8.125"	1009010	
		R230421 Roadside		1009009	
14600	(FG941)	R230069 Curbside	5.44"	A3144D524	Greaseable type.
		R230068 Roadside		A3144E525	
16000, 18000, 20000	(FL941), (FL943)	R230070 Curbside	5.75"	A3144J296	
		R230071 Roadside		A3144K297	
		R230073 Curbside	7.37"	A3144F448	
		R230072 Roadside		A3144G449	
		R230104 Curbside	12.69"	A3144D550	
		R230105 Roadside		A3144C549	

Drag Links

AXLE RATING LBS.	AXLE CODE/YEAR	PART NUMBER	STUD CTR TO STUD CTR	OEM REF	NOTES
All	All	R250088	28.28"	L24VU8008A11	Non-replaceable ends.
		R230073	7.37" Stud center to rod end	A3144V438	End only.

KENWORTH

W900

King Pin Kits

AXLE RATING LBS.	AXLE CODE/YEAR	PART NO./BUSHING	KING PIN SIZE	TYPE	OEM REF	NOTES
12000	(FE900)	R200144	9.75"	D		Tapered pin.
		R200123 Nylon				
	(FF901)	R200172	1.794" x 9.120"	B	KIT 172	
	(FF921)	R200193	1.794" x 10.410"		KIT 193	
	(FF931), (FF941)	R200195	1.794" x 10.392"		KIT 195	
		R201307 Easy Steer			KIT 1307	
(FF971)	R201300	1.607" x 9.375"		KIT 1300		
12000, 13000	EFA-12F4, EFA-13F5	R200269	1.625" x 9.195"	A		
		R200267 Easy Steer				806355
14600	(FG941)	R201309 Easy Steer	1.794" x 10.392"	B	KIT 1309	
		R201310			KIT 1310	
16000	(FH901)	R200170	1.999" x 11.040"	B	KIT 170	
		R200168 Nylon			KIT 168	
16000, 18000, 20000	(FL931), (FL941)	R200198	1.999" x 11.212"	B	KIT 198	
		R201312 Easy Steer			KIT 1312	
18000	(FL901)	R200170	1.999" x 11.040"	B	KIT 170	
		R200168 Nylon			KIT 168	
18000, 20000, 22000	EFA-18F3, EFA-20F4	R200250 Composite	1.873" x 9.965"	A	1008500	

Tie Rod Ends

AXLE RATING LBS.	AXLE CODE/YEAR	PART NO./LOCATION	STUD CTR TO ROD END	OEM REF	NOTES	
12000	(FE900)	R230061 Curbside	4.875"	A3144R226		
		R230060 Roadside		A3144Q225		
		R230070 Curbside		A3144J296		
		R230071 Roadside		A3144K297		
	(FE970)	R230061 Curbside	4.875"	A3144R226		
		R230060 Roadside		A3144Q225		
		R230070 Curbside		A3144J296		
		R230071 Roadside		A3144K297		
	(FF901)	R230061 Curbside	4.875"	A3144R226		
		R230060 Roadside		L28SV5052A1		
		R230066 Curbside		5.75"	A3144D238	Anti-tilt seal type.
		R230067 Roadside		A3144C237		
		R230070 Curbside		A3144J296		
		R230071 Roadside		A3144K297		
(FF921), (FF931), (FF941)	R230069 Curbside	5.44"	A3144D524	Greaseable type.		
	R230068 Roadside		A3144E525			
12000, 13200	EFA-12F4, EFA-13F5	R230069 Curbside	5.44"	1006149		
		R230068 Roadside		1006148		
		R230420 Curbside	8.125"	1009010		
		R230421 Roadside		1009009		
16000	(FH901)	R230070 Curbside	5.75"	A3144J296		
		R230071 Roadside		A3144K297		
16000, 18000, 20000	(FL931)	R230070 Curbside	5.75"	A3144J296		
		R230071 Roadside		A3144K297		


KENWORTH
W900 (CONTINUED)
Tie Rod Ends (continued)

AXLE RATING LBS.	AXLE CODE/YEAR	PART NO./LOCATION	STUD CTR TO ROD END	OEM REF	NOTES
18000	(FL901)	R230070 Curbside	5.75"	A3144J296	
		R230071 Roadside		A3144K297	
	(FL931)	R230073 Curbside	7.37"	A3144F448	
		R230072 Roadside		A3144G449	
18000, 20000, 22000	EFA-18F3,	R230073 Curbside	7.37"	820627, 820695	
	EFA-20F4	R230072 Roadside		820626, 820694	

Drag Links

AXLE RATING LBS.	AXLE CODE/YEAR	PART NUMBER	STUD CTR TO STUD CTR	OEM REF	NOTES
All	(All)	R230041	5.75" Stud center to rod end		Drag link end used on R225056.
		R230073	7.37" Stud center to rod end	L28SV5202A1	Drag link end used on R225055 and R225057.
12000, 16000, 18000	(All)	R225055	29.56"	K162-280	
		R225056		K162-311	
		R225057	30.56"	K162-363	

Model	Page	Model	Page
B53, B57	193	R600, R685R, R685ST, R686ST	202
DM400, MB400, MB600.....	193	R600L, R600LS, R700L, R700LS, RWL700S, RWS700S, WL700L, W700LS, WS700L, WS700LS	204
DM600, DM606S, DM607S, DM685S, DM685T.....	194	RD400	205
DM800.....	196	RD600, R700.....	206
DMM600, RD700	198	U600, U68ST, F700, F786ST, R767ST.....	207
MC400, MR400, MC600, MR600.....	200		
R400	201		




MB SERIES




MC & MR SERIES



R SERIES



U SERIES



**VALUE-LINER &
SUPER LINER**



**CRUISE-LINER &
F SERIES**



DM SERIES

MACK

B53, B57

King Pin Kits

AXLE RATING LBS.	AXLE CODE/YEAR	PART NO./BUSHING	KING PIN SIZE	TYPE	OEM REF	NOTES
18000	FA604 (FL901)	R200170 R200168 Nylon	1.999" x 11.040"	B	301SQ44	

Tie Rod Ends

AXLE RATING LBS.	AXLE CODE/YEAR	PART NO./LOCATION	STUD CTR TO ROD END	OEM REF	NOTES
18000	FA604 (FL901)	R230042 Curbside R230041 Roadside R230070 Curbside R230071 Roadside	5.75"	10QH39P1 10QH310P1	Side zerk.

DM400, MB400, MB600

King Pin Kits

AXLE RATING LBS.	AXLE CODE/YEAR	PART NO./BUSHING	KING PIN SIZE	TYPE	OEM REF	NOTES
10500	FA532, FA(W)536	R200065	7.470"	E	301SQ47CP1	Tapered pin.
	FA535	R200064	7.400"		301SQ46A	
12000	FA(W)537	R200065	7.470"	E	301SQ47CP1	Tapered pin.
18000	FA(W)616	R200071	8.75"	E	301SQ52	Tapered pin.
20000	FA(W)617	R200071	8.75"	E	301SQ52	Tapered pin.

Tie Rod Ends

AXLE RATING LBS.	AXLE CODE/YEAR	PART NO./LOCATION	STUD CTR TO ROD END	OEM REF	NOTES
10500	FA(W)536	R230061 Curbside R230060 Roadside R230043 Curbside R230042 Curbside R230041 Roadside R230070 Curbside R230071 Roadside	4.875" 5.75"	10QH242P1 10QH243P2 10QH243P1	Coarse thread. Fine thread. Side zerk.
	FA532	R230025 Curbside	4.875"	10QH38	
12000	FA(W)537	R230042 Curbside R230041 Roadside R230070 Curbside R230071 Roadside	5.75"	10QH39P1 10QH310P1	Side zerk.
18000	FA(W)616	R230042 Curbside R230041 Roadside R230070 Curbside R230071 Roadside R230073 Curbside R230072 Roadside	5.75" 7.37"	10QH39P1 10QH310P1 10QH311P1 10QH312P1	Side zerk. Use with tube 7QH253P1, 7QH253P2. Use with tube 7QH253P3, 7QH253P4. Bottom zerk.
20000	FA(W)617	R230042 Curbside R230041 Roadside R230070 Curbside R230071 Roadside R230073 Curbside R230072 Roadside	5.75" 7.37"	10QH39P1 10QH310P1 10QH311P1 10QH312P1	Side zerk. Use with tube 7QH253P1, 7QH253P2. Use with tube 7QH253P3, 7QH253P4. Bottom zerk.

APPLICATION GUIDE (G-M)

MACK

DM400, MB400, MB600 (CONTINUED)

Drag Links

AXLE RATING LBS.	AXLE CODE/YEAR	PART NUMBER	STUD CTR TO STUD CTR	OEM REF	NOTES
12000	FA(W)537	R230041	5.75" Stud center to rod end	18QK23A	Drag link end socket - RH thread.
		R230041		18QK29301	Drag link end socket - RH thread. Use w/tube stamped 39305.
		R230042		18QK28A	Drag link end socket - LH thread.
18000	FA(W)616	R230041	5.75" Stud center to rod end	18QK23A	Drag link end socket - RH thread.
		R230041		18QK29301	Drag link end socket - RH thread. Use w/tube stamped 39305.
		R230042		18QK28A	Drag link end socket - LH thread.
20000	FA(W)617	R230041	5.75" Stud center to rod end	18QK23A	Drag link end socket - RH thread.
		R230041		18QK29301	Drag link end socket - RH thread. Use w/tube stamped 39305.
		R230042		18QK28A	Drag link end socket - LH thread.

DM600, DM606S, DM607S, DM685S, DM685T

King Pin Kits

AXLE RATING LBS.	AXLE CODE/YEAR	PART NO./BUSHING	KING PIN SIZE	TYPE	OEM REF	NOTES
10500	FA532, FA(W)536	R200065	7.470"	E	301SQ47CP1	Tapered pin.
12000	FA(W)537, FA(W)537C	R200065	7.470"	E	301SQ47CP1	Tapered pin.
18000	FA(W)616	R200071	8.75"	E	301SQ52	Tapered pin.
20000	FA(W)617	R200071	8.75"	E	301SQ52	Tapered pin.

MACK

DM600, DM606S, DM607S, DM685S, DM685T (CONTINUED)

Tie Rod Ends

AXLE RATING LBS.	AXLE CODE/YEAR	PART NO./LOCATION	STUD CTR TO ROD END	OEM REF	NOTES
10500	FA(W)536	R230061 Curbside	4.875"	10QH242P1	Coarse thread.
		R230060 Roadside		10QH243P2	
		R230043 Curbside	5.75"	10QH243P1	Fine thread.
		R230042 Curbside		Side zerk.	
		R230041 Roadside			
		R230070 Curbside		10QH39P1	
		R230071 Roadside	10QH310P1		
			FA532	R230025 Curbside	4.875"
12000	FA(W)537, FA(W)537C	R230042 Curbside	5.75"		Side zerk.
		R230041 Roadside			
		R230070 Curbside	10QH39P1		
		R230071 Roadside	10QH310P1		
18000	FA(W)616	R230042 Curbside	5.75"		Side zerk.
		R230041 Roadside			
		R230070 Curbside	10QH39P1	Use with tube 7QH253P1, 7QH253P2. For units built before 2/20/84.	
		R230071 Roadside	10QH310P1		
		R230073 Curbside	7.37"	10QH311P1	Use with tube 7QH253P3, 7QH253P4. For units built after 2/20/84.
		R230072 Roadside		10QH312P1	
20000	FA(W)617	R230073 Curbside	7.37"	10QH311P1	Use with tube 7QH253P3, 7QH253P4.
		R230072 Roadside		10QH312P1	
	FA(W)617, FA(W)617D	R230042 Curbside	5.75"		Side zerk.
		R230041 Roadside			
		R230070 Curbside	10QH39P1	Use with tube 7QH253P1, 7QH253P2.	
		R230071 Roadside	10QH310P1		

MACK

DM600, DM606S, DM607S, DM685S, DM685T (CONTINUED)

Drag Links

AXLE RATING LBS.	AXLE CODE/YEAR	PART NUMBER	STUD CTR TO STUD CTR	OEM REF	NOTES
10500	FA(W)536	R230041	5.75" Stud center to rod end	18QK29301	Drag link end socket - RH thread. Use w/tube stamped 39305.
		R230041		18QK23A	Drag link end socket - RH thread.
		R230042		18QK28A	Drag link end socket - LH thread.
12000	FA(W)537	R230041	5.75" Stud center to rod end	18QK29301	Drag link end socket - RH thread. Use w/tube stamped 39305.
		R230041		18QK23A	Drag link end socket - RH thread.
		R230042		18QK28A	Drag link end socket - LH thread.
18000	FA(W)616	R230041	5.75" Stud center to rod end	18QK29301	Drag link end socket - RH thread. Use w/tube stamped 39305.
		R230041		18QK23A	Drag link end socket - RH thread.
		R230042		18QK28A	Drag link end socket - LH thread.
20000	FA(W)617	R230041	5.75" Stud center to rod end	18QK23A	Drag link end socket - RH thread.
		R230041		18QK29301	Drag link end socket - RH thread. Use w/tube stamped 39305.
		R230042		18QK28A	Drag link end socket - LH thread.

DM800

King Pin Kits

AXLE RATING LBS.	AXLE CODE/YEAR	PART NO./BUSHING	KING PIN SIZE	TYPE	OEM REF	NOTES
18000	FA(W)616	R200071	8.75"	E	301SQ52	Tapered pin.
20000	FA(W)617	R200071	8.75"	E	301SQ52	Tapered pin.

MACK

DM800 (CONTINUED)

Tie Rod Ends

AXLE RATING LBS.	AXLE CODE/YEAR	PART NO./LOCATION	STUD CTR TO ROD END	OEM REF	NOTES		
18000	FA(W)616	R230042 Curbside	5.75"		Side zerk.		
		R230041 Roadside					
		R230070 Curbside	7.37"	10QH39P1	Use with tube 7QH2531P1, 7QH253P2.		
		R230071 Roadside		10QH310P1			
		20000	FA(W)617	R230042 Curbside	5.75"		Side zerk.
				R230041 Roadside			
R230070 Curbside	7.37"			10QH39P1	Use with tube 7QH2531P1, 7QH253P2. For units built before 2/20/84.		
R230071 Roadside				10QH310P1			
R230073 Curbside	7.37"			10QH311P1	Use with tube 7QH253P3, 7QH253P4. For units built after 2/20/84.		
R230072 Roadside				10QH312P1			
		10QH311P1	Use with tube 7QH253P3, 7QH253P4. For units built after 2/20/84. Side zerk.				
		10QH312P1					

Drag Links

AXLE RATING LBS.	AXLE CODE/YEAR	PART NUMBER	STUD CTR TO STUD CTR	OEM REF	NOTES
18000	FA616	R230041	5.75" Stud center to rod end	18QK23A	Drag link end socket - RH thread.
		R230041		18QK29301	Drag link end socket - RH thread. Use w/tube stamped 39305.
		R230042		18QK28A	Drag link end socket - LH thread.
20000	FA617	R230041	5.75" Stud center to rod end	18QK23A	Drag link end socket - RH thread.
		R230041		18QK29301	Drag link end socket - RH thread. Use w/tube stamped 39305.
		R230042		18QK28A	Drag link end socket - LH thread.

MACK

DMM600, RD700

King Pin Kits

AXLE RATING LBS.	AXLE CODE/YEAR	PART NO./BUSHING	KING PIN SIZE	TYPE	OEM REF	NOTES
10500	FA532, FA(W)536	R200065	7.470"	E	301SQ47CP1	Tapered pin.
12000	FA(W)537	R200065	7.470"	E	301SQ47CP1	Tapered pin.
18000	FA(W)616	R200071	8.75"	E	301SQ52	Tapered pin.
20000	FA(W)617	R200071	8.75"	E	301SQ52	Tapered pin.

Tie Rod Ends

AXLE RATING LBS.	AXLE CODE/YEAR	PART NO./LOCATION	STUD CTR TO ROD END	OEM REF	NOTES	
10500	FA(W)536	R230061 Curbside	4.875"	10QH242P1	Coarse thread.	
		R230060 Roadside		10QH243P2		
		R230043 Curbside	5.75"	10QH243P1	Fine thread. Side zerk.	
		R230042 Curbside				
		R230041 Roadside				
		R230070 Curbside	10QH39P1	10QH310P1		
		R230071 Roadside				
12000	FA532	R230025 Curbside	4.875"	10QH38		
	FA(W)537	R230042 Curbside	5.75"		Side zerk.	
		R230041 Roadside				
		R230070 Curbside		10QH39P1		
		R230071 Roadside		10QH310P1		
18000	FA(W)616	R230042 Curbside	5.75"		Side zerk.	
		R230041 Roadside				
		R230070 Curbside	10QH39P1	10QH310P1	Use with tube 7QH253P1, 7QH253P2.	
		R230071 Roadside				
		R230073 Curbside				7.37"
		R230072 Roadside	10QH312P1			
		20000	FA(W)617	R230042 Curbside	5.75"	10QH311P1
R230041 Roadside	10QH312P1					
R230073 Curbside	7.37"			10QH311P1	Use with tube 7QH253P3, 7QH253P4.	
R230072 Roadside				10QH312P1		
FA(W)617, FA(W)617D	R230070 Curbside		5.75"	10QH39P1	Use with tube 7QH253P1, 7QH253P2.	
	R230071 Roadside			10QH310P1		

AXLE RATING LBS.	AXLE CODE/YEAR	PART NUMBER	STUD CTR TO STUD CTR	OEM REF	NOTES
10500	FA(W)536	R230041	5.75" Stud center to rod end	18QK29301	Drag link end socket - RH thread. Use w/tube stamped 39305.
		R230041		18QK23A	Drag link end socket - RH thread.
		R230042		18QK28A	Drag link end socket - LH thread.
12000	FA(W)537	R230041	5.75" Stud center to rod end	18QK29301	Drag link end socket - RH thread. Use w/tube stamped 39305.
		R230041		18QK23A	Drag link end socket - RH thread.
		R230042		18QK28A	Drag link end socket - LH thread.
18000	FA(W)616	R230041	5.75" Stud center to rod end	18QK29301	Drag link end socket - RH thread. Use w/tube stamped 39305.
		R230041		18QK23A	Drag link end socket - RH thread.
		R230042		18QK28A	Drag link end socket - LH thread.
20000	FA(W)617	R230041	5.75" Stud center to rod end	18QK23A	Drag link end socket - RH thread.
		R230041		18QK29301	Drag link end socket - RH thread. Use w/tube stamped 39305.
		R230042		18QK28A	Drag link end socket - LH thread.

MACK

MC400, MR400, MC600, MR600

King Pin Kits

AXLE RATING LBS.	AXLE CODE/YEAR	PART NO./BUSHING	KING PIN SIZE	TYPE	OEM REF	NOTES
10500	FA(W)536	R200065	7.470"	E	301SQ47CP1	Tapered pin.
12000	FA(W)537	R200065	7.470"	E	301SQ47CP1	Tapered pin.
18000	FA(W)616	R200071	8.75"	E	301SQ52	Tapered pin.
20000	FA(W)617	R200071	8.75"	E	301SQ52	Tapered pin.

Tie Rod Ends

AXLE RATING LBS.	AXLE CODE/YEAR	PART NO./LOCATION	STUD CTR TO ROD END	OEM REF	NOTES
10500	FA(W)536	R230061 Curbside	4.875"	10QH242P1	Coarse thread.
		R230060 Roadside		10QH243P2	
		R230043 Curbside		10QH243P1	
		R230042 Curbside	5.75"		Side zerk.
		R230041 Roadside			
		R230070 Curbside		10QH39P1	
12000	FA(W)537	R230042 Curbside	5.75"	10QH310P1	Side zerk.
		R230041 Roadside			
		R230070 Curbside	10QH39P1		
		R230071 Roadside	10QH310P1		
18000	FA(W)616	R230042 Curbside	5.75"		Side zerk.
		R230041 Roadside			
		R230070 Curbside		10QH39P1	Use with tube 7QH253P1, 7QH253P2
		R230071 Roadside		10QH310P1	
		R230073 Curbside	7.37"	10QH311P1	Use with tube 7QH253P3, 7QH253P4
		R230072 Roadside		10QH312P1	
20000	FA(W)617	R230042 Curbside	5.75"		Side zerk.
		R230041 Roadside			
		R230070 Curbside		10QH39P1	Use with tube 7QH253P1, 7QH253P2
		R230071 Roadside		10QH310P1	
		R230073 Curbside	7.37"	10QH311P1	Use with tube 7QH253P3, 7QH253P4
		R230072 Roadside		10QH312P1	

Drag Links

AXLE RATING LBS.	AXLE CODE/YEAR	PART NUMBER	STUD CTR TO STUD CTR	OEM REF	NOTES
10500	FA(W)536	R230041	5.75" Stud center to rod end	18QK29301	Drag link end socket - RH thread. Use w/tube stamped 39305.
		R230041		18QK23A	Drag link end socket - RH thread.
		R230042		18QK28A	Drag link end socket - LH thread.
12000	FA(W)537	R230041	5.75" Stud center to rod end	18QK29301	Drag link end socket - RH thread. Use w/tube stamped 39305.
		R230041		18QK23A	Drag link end socket - RH thread.
		R230042		18QK28A	Drag link end socket - LH thread.
18000	FA(W)616	R230041	5.75" Stud center to rod end	18QK29301	Drag link end socket - RH thread. Use w/tube stamped 39305.
		R230041		18QK23A	Drag link end socket - RH thread.
		R230042		18QK28A	Drag link end socket - LH thread.
20000	FA(W)617	R230041	5.75" Stud center to rod end	18QK23A	Drag link end socket - RH thread.
		R230041		18QK29301	Drag link end socket - RH thread. Use w/tube stamped 39305.
		R230042		18QK28A	Drag link end socket - LH thread.

R400

King Pin Kits

AXLE RATING LBS.	AXLE CODE/YEAR	PART NO./BUSHING	KING PIN SIZE	TYPE	OEM REF	NOTES
10500	FA532, FA(W)536	R200065	7.470"	E	301SQ47CP1	Tapered pin.
12000	FA(W)537	R200065	7.470"	E	301SQ47CP1	Tapered pin.
18000	FA(W)616	R200071	8.75"	E	301SQ52	Tapered pin.

Tie Rod Ends

AXLE RATING LBS.	AXLE CODE/YEAR	PART NO./LOCATION	STUD CTR TO ROD END	OEM REF	NOTES
10500	FA(W)536	R230061 Curbside	4.875"	10QH242P1	Coarse thread.
		R230060 Roadside		10QH243P2	
		R230043 Curbside		10QH243P1	Fine thread.
		R230042 Curbside	5.75"		Side zerk.
		R230041 Roadside			
		R230070 Curbside		10QH39P1	
		R230071 Roadside		10QH310P1	
FA532	R230025 Curbside	4.875"	10QH38		
12000	FA(W)537	R230042 Curbside	5.75"		Side zerk.
		R230041 Roadside			
		R230070 Curbside		10QH39P1	
		R230071 Roadside		10QH310P1	
18000	FA(W)616	R230042 Curbside	5.75"		Side zerk.
		R230041 Roadside			
		R230070 Curbside		10QH39P1	Use with tube 7QH253P1, 7QH253P2.
		R230071 Roadside		10QH310P1	
		R230073 Curbside	7.37"	10QH311P1	Use with tube 7QH253P3, 7QH253P4.
R230072 Roadside		10QH312P1			

MACK

R400 (CONTINUED)

Drag Links

AXLE RATING LBS.	AXLE CODE/YEAR	PART NUMBER	STUD CTR TO STUD CTR	OEM REF	NOTES
10500	FA(W)536	R230041	5.75" Stud center to rod end	18QK23A	Drag link end socket - RH thread.
		R230041		18QK29301	Drag link end socket - RH thread. Use w/tube stamped 39305.
		R230042		18QK28A	Drag link end socket - LH thread.
12000	FA(W)537	R230041	5.75" Stud center to rod end	18QK29301	Drag link end socket - RH thread. Use w/tube stamped 39305.
		R230041		18QK23A	Drag link end socket - RH thread.
		R230042		18QK28A	Drag link end socket - LH thread.
18000	FA(W)616	R230041	5.75" Stud center to rod end	18QK29301	Drag link end socket - RH thread. Use w/tube stamped 39305.
		R230041		18QK23A	Drag link end socket - RH thread.
		R230042		18QK28A	Drag link end socket - LH thread.

R600, R685R, R685ST, R686ST

King Pin Kits

AXLE RATING LBS.	AXLE CODE/YEAR	PART NO./BUSHING	KING PIN SIZE	TYPE	OEM REF	NOTES
10500	FA532, FA(W)536	R200065	7.470"	E	301SQ47CP1	Tapered pin.
12000	FA(W)537, FA(W)537C	R200065	7.470"	E	301SQ47CP1	Tapered pin.
18000	FA(W)616	R200071	8.75"	E	301SQ52	Tapered pin.
20000	FA(W)617	R200071	8.75"	E	301SQ52	Tapered pin.

Tie Rod Ends

AXLE RATING LBS.	AXLE CODE/YEAR	PART NO./LOCATION	STUD CTR TO ROD END	OEM REF	NOTES
10500	FA(W)536, FA(W)536C	R230061 Curbside	4.875"	10QH242P1	Coarse thread.
		R230060 Roadside		10QH243P2	
		R230043 Curbside		10QH243P1	
		R230042 Curbside	5.75"		Side zerk.
		R230041 Roadside			
		R230070 Curbside		10QH39P1	
		R230071 Roadside		10QH310P1	
12000	FA532 FA(W)537, FA(W)537C	R230025 Curbside	4.875"	10QH38	
		R230042 Curbside	5.75"		Side zerk.
		R230041 Roadside			
		R230070 Curbside		10QH39P1	
18000	FA(W)616	R230042 Curbside	5.75"		Side zerk.
		R230041 Roadside			
		R230070 Curbside		10QH39P1	Use with tube 7QH2531P1,
		R230071 Roadside		10QH310P1	7QH253P2
		R230073 Curbside	7.37"	10QH311P1	Use with tube 7QH253P3,
R230072 Roadside	10QH312P1	7QH253P4			
20000	FA(W)617	R230042 Curbside	5.75"		Side zerk.
		R230041 Roadside			
		R230070 Curbside		10QH39P1	Use with tube 7QH2531P1,
		R230071 Roadside		10QH310P1	7QH253P2
		R230073 Curbside	7.37"	10QH311P1	Use with tube 7QH253P3,
R230072 Roadside	10QH312P1	7QH253P4			

Drag Links

AXLE RATING LBS.	AXLE CODE/YEAR	PART NUMBER	STUD CTR TO STUD CTR	OEM REF	NOTES
10500	FA(W)536	R230041	5.75" Stud center to rod end	18QK29301	Drag link end socket - RH thread. Use w/tube stamped 39305.
		R230041		18QK23A	Drag link end socket - RH thread.
		R230042		18QK28A	Drag link end socket - LH thread.
12000	FA(W)537	R230041	5.75" Stud center to rod end	18QK23A	Drag link end socket - RH thread.
		R230041		18QK29301	Drag link end socket - RH thread. Use w/tube stamped 39305.
		R230042		18QK28A	Drag link end socket - LH thread.
18000	FA(W)616	R230041	5.75" Stud center to rod end	18QK29301	Drag link end socket - RH thread. Use w/tube stamped 39305.
		R230041		18QK23A	Drag link end socket - RH thread.
		R230042		18QK28A	Drag link end socket - LH thread.

MACK

R600L, R600LS, R700L, R700LS, RWL700S, RWS700S, WL700L, W700LS, WS700L, WS700LS King Pin Kits

AXLE RATING LBS.	AXLE CODE/YEAR	PART NO./BUSHING	KING PIN SIZE	TYPE	OEM REF	NOTES
10500	FA(W)536	R200065	7.470"	E	301SQ47CP1	Tapered pin.
12000	FA(W)537	R200065	7.470"	E	301SQ47CP1	Tapered pin.
	FF931	R200195	1.794" x 10.392"	B	KIT 195	
		R201307 Easy Steer			KIT 1307	
18000	FL931	R200198	1.999" x 11.212"	B	KIT 198	
		R201312 Easy Steer			KIT 1312	

Tie Rod Ends

AXLE RATING LBS.	AXLE CODE/YEAR	PART NO./LOCATION	STUD CTR TO ROD END	OEM REF	NOTES
10500	FA(W)536	R230061 Curbside	4.875"	10QH242P1	Coarse thread.
		R230060 Roadside		10QH243P2	
		R230043 Curbside		10QH243P1	Fine thread.
		R230042 Curbside	5.75"		Side zerk.
		R230041 Roadside			
		R230070 Curbside		10QH39P1	
		R230071 Roadside		10QH310P1	
12000	FA(W)537	R230042 Curbside	5.75"		Side zerk.
		R230041 Roadside			
		R230070 Curbside		10QH39P1	
		R230071 Roadside		10QH310P1	
	FF931	R230069 Curbside	5.44"	A3144E524	Greaseable type.
		R230068 Roadside		A3144E525	
18000	FL931	R230073 Curbside	7.37"	A3144V437	
		R230072 Roadside		A3144U438	

Drag Links

AXLE RATING LBS.	AXLE CODE/YEAR	PART NUMBER	STUD CTR TO STUD CTR	OEM REF	NOTES
10500	FA(W)536	R230041	5.75" Stud center to rod end	18QK29301	Drag link end socket - RH thread. Use w/tube stamped 39305.
		R230041		18QK23A	Drag link end socket - RH thread.
		R230042		18QK28A	Drag link end socket - LH thread.
12000	FA(W)537	R230041	5.75" Stud center to rod end	18QK29301	Drag link end socket - RH thread. Use w/tube stamped 39305.
		R230041		18QK23A	Drag link end socket - RH thread.
		R230042		18QK28A	Drag link end socket - LH thread.
18000	FA616	R230041	5.75" Stud center to rod end	18QK29301	Drag link end socket - RH thread. Use w/tube stamped 39305.
		R230041		18QK23A	Drag link end socket - RH thread.
		R230042		18QK28A	Drag link end socket - LH thread.

AXLE RATING LBS.	AXLE CODE/YEAR	PART NO./BUSHING	KING PIN SIZE	TYPE	OEM REF	NOTES
10500	FA532, FA(W)536	R200065	7.470"	E	301SQ47CP1	Tapered pin.
12000	FA(W)537	R200065	7.470"	E	301SQ47CP1	Tapered pin.
18000	FA(W)616	R200071	8.75"	E	301SQ52	Tapered pin.

Tie Rod Ends

AXLE RATING LBS.	AXLE CODE/YEAR	PART NO./LOCATION	STUD CTR TO ROD END	OEM REF	NOTES	
10500	FA(W)536	R230061 Curbside	4.875"	10QH242P1	Coarse thread.	
		R230060 Roadside		10QH243P2		
		R230043 Curbside		10QH243P1		
		R230042 Curbside	5.75"		Side zerk.	
		R230041 Roadside				
		R230070 Curbside		10QH39P1		
12000	FA(W)537	R230071 Roadside	5.75"	10QH310P1	Side zerk.	
		R230042 Curbside				
		R230041 Roadside				
		R230070 Curbside		10QH39P1		
18000	FA(W)616	R230071 Roadside	5.75"	10QH310P1	Side zerk.	
		R230042 Curbside				
		R230041 Roadside				
		R230070 Curbside		10QH39P1		Use with tube 7QH2531P1, 7QH253P2
		R230071 Roadside		10QH310P1		
		R230073 Curbside		10QH311P1		
		R230072 Roadside	7.37"	10QH312P1	Use with tube 7QH253P3, 7QH253P4	

Drag Links

AXLE RATING LBS.	AXLE CODE/YEAR	PART NUMBER	STUD CTR TO STUD CTR	OEM REF	NOTES	
10500	FA(W)536	R230041	5.75" Stud center to rod end	18QK29301	Drag link end socket - RH thread. Use w/tube stamped 39305.	
		R230041		18QK23A		Drag link end socket - RH thread.
		R230042		18QK28A		Drag link end socket - LH thread.
12000	FA(W)537	R230041	5.75" Stud center to rod end	18QK23A	Drag link end socket - RH thread.	
		R230041		18QK29301		Drag link end socket - RH thread. Use w/tube stamped 39305.
		R230042		18QK28A		Drag link end socket - LH thread.
18000	FA(W)616	R230041	5.75" Stud center to rod end	18QK23A	Drag link end socket - RH thread.	
		R230041		18QK29301		Drag link end socket - RH thread. Use w/tube stamped 39305.
		R230042		18QK28A		Drag link end socket - LH thread.

MACK

RD600, R700

King Pin Kits

AXLE RATING LBS.	AXLE CODE/YEAR	PART NO./BUSHING	KING PIN SIZE	TYPE	OEM REF	NOTES
10500	FA532, FA(W)536	R200065	7.470"	E	301SQ47CP1	Tapered pin.
12000	FA(W)537	R200065	7.470"	E	301SQ47CP1	Tapered pin.
18000	FA(W)616	R200071	8.75"	E	301SQ52	Tapered pin.
20000	FA(W)617	R200071	8.75"	E	301SQ52	Tapered pin.

Tie Rod Ends

AXLE RATING LBS.	AXLE CODE/YEAR	PART NO./LOCATION	STUD CTR TO ROD END	OEM REF	NOTES		
10500	FA(W)536	R230061 Curbside	4.875"	10QH242P1	Coarse thread.		
		R230060 Roadside		10QH243P2			
		R230043 Curbside		10QH243P1	Fine thread.		
		R230042 Curbside	5.75"			Side zerk.	
		R230041 Roadside					
		R230070 Curbside					10QH39P1
		R230071 Roadside					10QH310P1
12000	FA532 FA(W)537	R230025 Curbside	4.875"	10QH38	Side zerk.		
		R230042 Curbside	5.75"				
		R230041 Roadside					
		R230070 Curbside				10QH39P1	
		R230071 Roadside				10QH310P1	
18000	FA(W)616	R230042 Curbside	5.75"		Side zerk.		
		R230041 Roadside					
		R230070 Curbside				10QH39P1	Use with tube 7QH2531P1, 7QH253P2. For units built before 2/20/84.
		R230071 Roadside	10QH310P1				
		R230073 Curbside	7.37"		10QH311P1	Use with tube 7QH253P3, 7QH253P4. For units built after 2/20/84.	
		R230072 Roadside					10QH312P1
		20000	FA(W)617	R230042 Curbside	5.75"		Side zerk.
R230041 Roadside							
R230070 Curbside	10QH39P1			Use with tube 7QH2531P1, 7QH253P2. For units built before 2/20/84.			
R230071 Roadside	10QH310P1						
R230073 Curbside	7.37"				10QH311P1	Use with tube 7QH253P3, 7QH253P4. For units built after 2/20/84.	
R230072 Roadside		10QH312P1					

Drag Links

AXLE RATING LBS.	AXLE CODE/YEAR	PART NUMBER	STUD CTR TO STUD CTR	OEM REF	NOTES
10500	FA(W)536	R230041	5.75" Stud center to rod end	18QK23A	Drag link end socket - RH thread.
		R230041		18QK29301	Drag link end socket - RH thread. Use w/tube stamped 39305.
		R230042		18QK28A	Drag link end socket - LH thread.
12000	FA(W)537	R230041	5.75" Stud center to rod end	18QK29301	Drag link end socket - RH thread. Use w/tube stamped 39305.
		R230041		18QK23A	Drag link end socket - RH thread.
		R230042		18QK28A	Drag link end socket - LH thread.
18000	FA(W)616	R230041	5.75" Stud center to rod end	18QK23A	Drag link end socket - RH thread.
		R230041		18QK29301	Drag link end socket - RH thread. Use w/tube stamped 39305.
		R230042		18QK28A	Drag link end socket - LH thread.

U600, U68ST, F700, F786ST, R767ST

King Pin Kits

AXLE RATING LBS.	AXLE CODE/YEAR	PART NO./BUSHING	KING PIN SIZE	TYPE	OEM REF	NOTES
10500	FA532, FA(W)536	R200065	7.470"	E	301SQ47CP1	Tapered pin.
12000	FA(W)537	R200065	7.470"	E	301SQ47CP1	Tapered pin.

Tie Rod Ends

AXLE RATING LBS.	AXLE CODE/YEAR	PART NO./LOCATION	STUD CTR TO ROD END	OEM REF	NOTES
10500	FA(W)536	R230061 Curbside	4.875"	10QH242P1	Coarse thread.
		R230060 Roadside		10QH243P2	
		R230043 Curbside	5.75"	10QH243P1	Fine thread.
		R230042 Curbside		Side zerk.	
		R230041 Roadside			
		R230070 Curbside			10QH39P1
		R230071 Roadside			10QH310P1
FA532	R230025 Curbside	4.875"	10QH38		
12000	FA(W)537	R230042 Curbside	5.75"	10QH39P1	Side zerk.
		R230041 Roadside			
		R230070 Curbside			
		R230071 Roadside			

Drag Links

AXLE RATING LBS.	AXLE CODE/YEAR	PART NUMBER	STUD CTR TO STUD CTR	OEM REF	NOTES
10500	FA(W)536	R230041	5.75" Stud center to rod end	18QK23A	Drag link end socket - RH thread.
		R230041		18QK29301	Drag link end socket - RH thread. Use w/tube stamped 39305.
		R230042		18QK28A	Drag link end socket - LH thread.
12000	FA(W)537	R230041	5.75" Stud center to rod end	18QK29301	Drag link end socket - RH thread. Use w/tube stamped 39305.
		R230041		18QK23A	Drag link end socket - RH thread.
		R230042		18QK28A	Drag link end socket - LH thread.

Model	Page	Model	Page
16612, 16613, 16616.....	212	FF-931, FF-932, FF-933, FF-934, FF-941, FF-942, FF-943, FF-944.....	215
16930, 16931.....	212	FF-931A, FF-941A - Aluminum Axles	215
17100, 17101, 17111.....	212	FF-971.....	215
27460-A, 27465-A.....	212	FF-981, FF-982, FF-986.....	216
FC-901, FC-902, FC-903	212	FG-900, FG-903.....	216
FC-921	213	FG-931, FG-933, FG-941, FG943	216
FC-931	213	FG-943	216
FD-901, FD-902, FD-203	213	FH-901	216
FD-931, FD-933.....	213	FL-901.....	217
FD-961, FF-961	213	FL-931, FL-933.....	217
FDS1805FWD, FDS1807FWD	214	FL-941, FL-943.....	217
FE-900, FE-903, FE-910.....	214	FL-951.....	217
FE-970	214	FU-910	218
FF-901, FF-903.....	214	MFS	218
FF-921, FF-923.....	215	Meritor Easy Steer™ Front Axle Specifications.....	211
FF-930.....	215	Meritor Model Nomenclature.....	210

MERITOR NON-DRIVING FRONT AXLE

ORIGINAL MODEL NOMENCLATURE

Brake Type

- H = Hydraulic Brake
- L = Q Plus™ Cam Brake
- N = None
- P = Cam-Master® “P” Series Cam Brake
- Q = Cam-Master® “Q” Series Cam Brake
- T = Cam-Master® “T” Series Cam Brake
- W = Cam-Master® “W” Series Cam Brake
- RDA = Stopmaster® Wedge Brakes (Dual Air Chambers)
- RDH = Stopmaster® Wedge Brakes (Dual Hydraulic Cylinders)
- RSA = Stopmaster® Wedge Brakes (Single Air Chamber)
- RSH = Stopmaster® Wedge Brakes (Single Hydraulic Cylinder)
- R, U = Cast Plus™ Cam Brakes

Basic Capacity

- C = 7,000-8,000 lbs. (3175-3629 kg)
- D = 10,000 lbs. (4536 kkg)
- F = 12,000-13,200 lbs. (5443-5987 kg)
- G = 14,600 lbs. (6623 kg)
- L = 16,000-20,000 lbs. (7258-9072 kg)



Front Axle

Basic Series

Specification Number

Major Variation

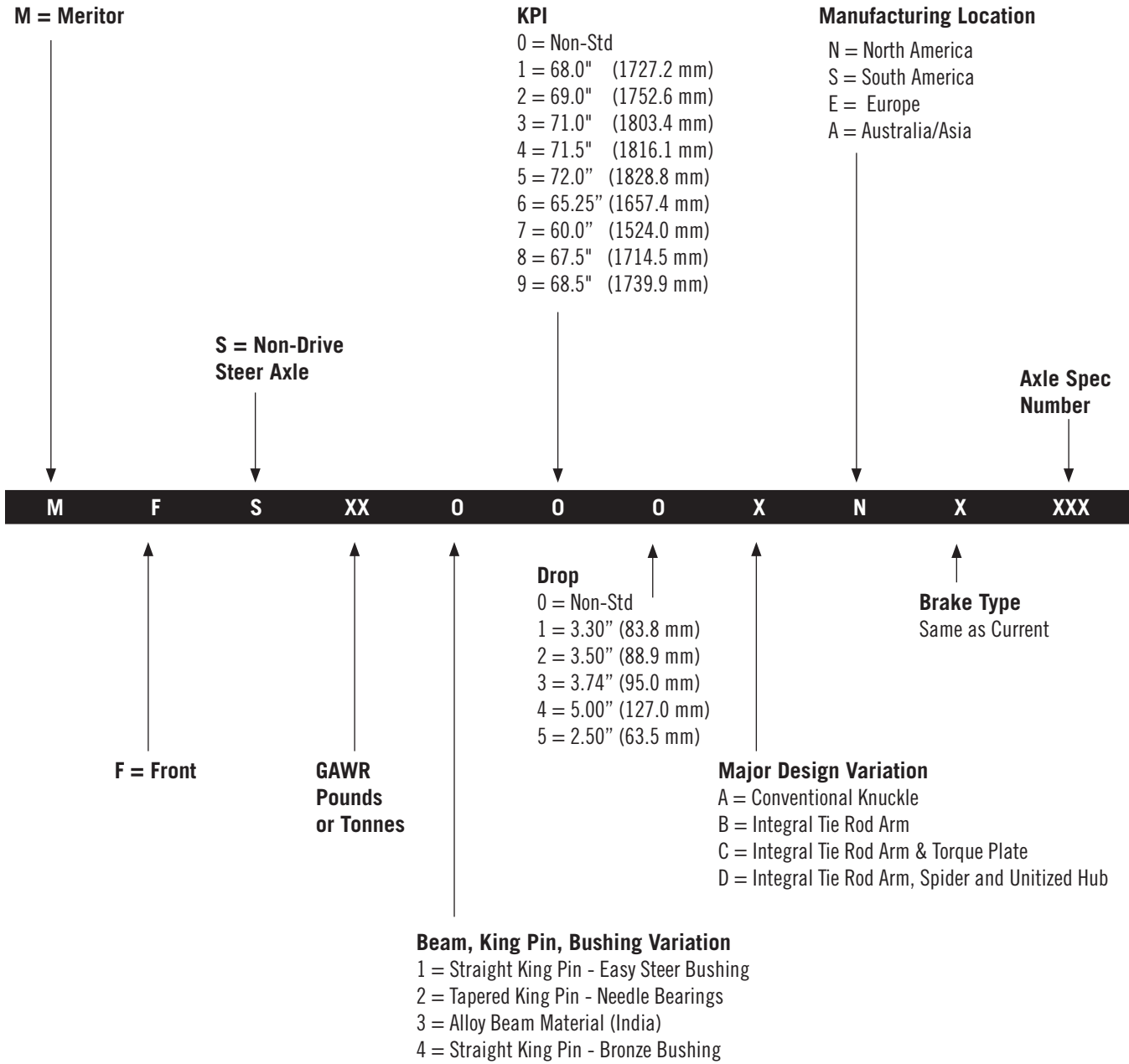
- 0 = Pre-FMVSS-121 Design
- 1 = Straight Sealed Knuckle Pin and New Rod Assembly
- 2 = Sealed Knuckle Pin construction
- 3 = Larger Axle Beam and Knuckles
- 4 = Easy Steer Design
- 5 = Tubular Axle Beam
- 6 = Lightweight Axle Beam
- 7 = King Pin Center-Point Design (manual return)
- 8 = East Steer Plus™ Unitized Axle Design

Number Design Variation

- 0 = Tapered King Pin
- 1 = Straight King Pin
- 2 = Special Tie Rods
- 3 = 5" Drop from Center of Spindle to Pad
- 4 = 5" Drop from Center of Spindle to Pad and Special Tie Rods
- 5 = Special Wheel Ends
- 6 = Double Drop Beam - 12,000 lbs. GAW
- 7 = Double Drop Beam - 13,200 lbs. GAW

MERITOR NON-DRIVING FRONT AXLE

CURRENT MODEL NOMENCLATURE



APPLICATION GUIDE (G-M)

MERITOR EASY STEER™ NON-DRIVE FRONT AXLE SPECIFICATIONS

AXLE MODEL PART NUMBERS	RATING LBS.	WHEEL END OPTIONS	KPI INCHES	DROP INCHES	NOMINAL TRACK INCHES	WEIGHT LBS. *
MFS-6-151A-N	6,000	D	72	3.30	84	268
MFS-7-113C-N	7,000	D	68	3.74	80	289
MFS-7-153C-N	7,000	D	72	3.74	84	308
MFS-7-163C-N	7,000	D	65.25	3.74	77.25	275
MFS-8-113B-N	8,000	B	68	3.74	78.05	270
MFS-8-153B-N	8,000	B	72	3.74	82.05	289
MFS-8-163B-N	8,000	B	65.25	3.74	75.3	266
FC-941	8,000	A	68	3.60	78.05	280
FC-965	8,000	A	69	3.50	78.99	330
FD-965	10,000	A	69	3.50	78.99	330
MFS-10-143A-N	10,000	A	71.5	3.74	82	330
MFS-10-143D-N	10,000	C	71.5	3.74	80.4	523*
MFS-10-144A-N	10,000	A	71.5	5.00	82	368
MFS-10-144D-N	10,000	C	71.5	5.00	82	561*
MFS-12-143A-N	12,000	A	71.5	3.74	82	330
MFS-12-143D-N	12,000	C	71.5	3.74	80.4	523*
MFS-12-144A-N	12,000	A	71.5	5.00	82	368
MFS-12-144D-N	12,000	C	71.5	5.00	82	561*
FF-941	12,000	A	69	3.50	78.99	355
FF-943	12,000	A	69	5.00	78.99	363
FF-961	12,000	A	69	3.50	78.99	330
FF-966	12,000	A	69	3.5/2	78.96	342
FF-981	12,000	C	69	3.50	79.55	523*
FF-983	12,000	C	69	5.00	79.55	538*
FF-986	12,000	C	69	3.5/2	79.55	535*
FF-982	13,200	C	69	3.50	79.55	538*
FF-984	13,200	C	69	5.00	79.55	560*
FF-987	13,200	C	69	3.5/2	79.55	540*
FF-967	13,200	A	69	3.5/2	79.54	347
FF-942	13,200	A	69	3.50	78.99	363
FF-944	13,200	A	69	5.00	78.99	385
MFS-13-143A-N	13,200	A	71.5	3.74	81	388
MFS-13-144A-N	13,200	A	71.5	5.00	81	368
MFS-13-144D-N	13,200	C	71.5	5.00	81	561*
FG-941	14,600	A	69	3.50	78.32	370
FG-943	14,600	A	69	5.00	78.32	380
MFS-14-143A-N	14,700	A	71.5	3.74	81	388
MFS-14-144A-N	14,700	A	71.5	5.00	81	368
MFS-16-143A-N	16,000	A	71.5	3.74	84.75	425
MFS-16-122A-N	16,000	A	69	3.50	82.25	456
FL-941	16,000	A	68.5	3.50	81.74	470
FL-943	16,000	A	68.83	5.00	81.74	480
FL-941	18,000	A	68.5	3.50	81.74	470
MFS-18-133A-N	18,000	A	71	3.74	84.25	460
FL-943	18,000	A	68.83	5.00	81.74	480
FL-941	20,000	A	68.5	3.50	81.74	470
FL-943	20,000	A	68.83	5.00	81.74	480
MFS-20-133A-N	20,000	A	71	3.74	84.25	460

Wheel End Options:
 A - Conventional Hub with Standard Knuckle
 B - Conventional Hub with Integral Tie Rod Knuckle
 C - Unitized Wheel End with Integral Tie Rod and Spider Knuckle
 D - Conventional Hub with Integral Tie Rod and Torque Plate

* Weights shown for axles with unitized wheel ends include: standard track axles with one steering arm and both hubs (includes bearings and seals) but no brakes.
 U.S. 888-725-9355
 Canada 800-387-3889
 MeritorPartsOnline.com

MERITOR

16612, 16613, 16616

King Pin Kits

AXLE RATING LBS.	AXLE CODE/YEAR	PART NO./BUSHING	KING PIN SIZE	TYPE	OEM REF	NOTES
12000		R200144	9.75"	D	KIT 144	Tapered pin. Contains cotter pins and nuts.
		R200123 Nylon			KIT 123	Tapered pin.

16930, 16931

Tie Rod Ends

AXLE RATING LBS.	AXLE CODE/YEAR	PART NO./LOCATION	STUD CTR TO ROD END	OEM REF	NOTES
12000		R230069 Curbside	5.44"	A3144D524	Greaseable type.
		R230068 Roadside		A3144E525	
		R230070 Curbside	5.75"	A3144J296	
		R230071 Roadside		A3144K297	

17100, 17101, 17111

King Pin Kits

AXLE RATING LBS.	AXLE CODE/YEAR	PART NO./BUSHING	KING PIN SIZE	TYPE	OEM REF	NOTES
14600		R201309 Easy Steer	1.794" x 10.392"	B	KIT 1309	
		R201310			KIT 1310	

Tie Rod Ends

AXLE RATING LBS.	AXLE CODE/YEAR	PART NO./LOCATION	STUD CTR TO ROD END	OEM REF	NOTES
14600		R230070 Curbside	5.75"	A3144J296	Greaseable type.
		R230071 Roadside		A3144K297	

27460-A, 27465-A

Tie Rod Ends

AXLE RATING LBS.	AXLE CODE/YEAR	PART NO./LOCATION	STUD CTR TO ROD END	OEM REF	NOTES
		R230061 Curbside	4.875"	A3144R226	
		R230060 Roadside		A3144Q225	

FC-901, FC-902, FC-903

Tie Rod Ends

AXLE RATING LBS.	AXLE CODE/YEAR	PART NO./LOCATION	STUD CTR TO ROD END	OEM REF	NOTES
7000		R230063 Curbside	3.88"	A3144V386	
		R230062 Roadside		A3144U385	

AXLE RATING LBS.	AXLE CODE/YEAR	PART NO./LOCATION	STUD CTR TO ROD END	OEM REF	NOTES
7000		R230063 Curbside	3.88"	A3144V386	
		R230062 Roadside		A3144U385	

AXLE RATING LBS.	AXLE CODE/YEAR	PART NO./LOCATION	STUD CTR TO ROD END	OEM REF	NOTES
7000		R230061 Curbside	4.875"	A2-3144J192	
		R230060 Roadside		A2-3144K193	

AXLE RATING LBS.	AXLE CODE/YEAR	PART NO./BUSHING	KING PIN SIZE	TYPE	OEM REF	NOTES
9000		R200142	1.434" x 8.500"	B	KIT 142	

AXLE RATING LBS.	AXLE CODE/YEAR	PART NO./LOCATION	STUD CTR TO ROD END	OEM REF	NOTES
9000		R230061 Curbside	4.875"	A3144R226	
		R230060 Roadside		A3144Q225	

AXLE RATING LBS.	AXLE CODE/YEAR	PART NO./LOCATION	STUD CTR TO ROD END	OEM REF	NOTES
9000		R230069 Curbside	5.44"	A3144D524	Greaseable type.
		R230068 Roadside		A3144E525	

AXLE RATING LBS.	AXLE CODE/YEAR	PART NO./BUSHING	KING PIN SIZE	TYPE	OEM REF	NOTES
10000, 12000		R201315 Easy Steer	1.794" x 10.392"	B	R201315	3.68" and 3.25" Draw Key.

AXLE RATING LBS.	AXLE CODE/YEAR	PART NO./LOCATION	STUD CTR TO ROD END	OEM REF	NOTES
10000, 12000		R230069 Curbside	5.44"	A3144D524	Greaseable type.
		R230068 Roadside		A3144E525	
		R230090 Roadside		A314F526	Greaseable type. Optional 1.125" - 18 thread

MERITOR

FDS1805FWD, FDS1807FWD

Tie Rod Ends

AXLE RATING LBS.	AXLE CODE/YEAR	PART NO./LOCATION	STUD CTR TO ROD END	OEM REF	NOTES
18000		<u>R230077 Curbside</u>	5.75"	R230077	After 2/2/83. 1.25"-16 RH thread.
		<u>R230095 Roadside</u>		R230095	After 2/2/83. 1.25"-18 RH thread.
		R230067 Roadside		R230066	Before 2/2/83. 1.25"-12 RH thread.

FE-900, FE-903, FE-910

King Pin Kits

AXLE RATING LBS.	AXLE CODE/YEAR	PART NO./BUSHING	KING PIN SIZE	TYPE	OEM REF	NOTES
11000		R200144	9.75"	D	KIT 144	Tapered pin.
		R200123 Nylon			KIT 123	

Tie Rod Ends

AXLE RATING LBS.	AXLE CODE/YEAR	PART NO./LOCATION	STUD CTR TO ROD END	OEM REF	NOTES
11000		<u>R230061 Curbside</u>	4.875"	A3144R226	
		<u>R230060 Roadside</u>		A3144Q225	
		<u>R230070 Curbside</u>	5.75"	A3144J296	
		<u>R230071 Roadside</u>		A3144K297	

FE-970

Tie Rod Ends

AXLE RATING LBS.	AXLE CODE/YEAR	PART NO./LOCATION	STUD CTR TO ROD END	OEM REF	NOTES
11000		<u>R230061 Curbside</u>	4.875"	A2-3144J192	
		<u>R230060 Roadside</u>		A2-3144K193	

FF-901, FF-903

King Pin Kits

AXLE RATING LBS.	AXLE CODE/YEAR	PART NO./BUSHING	KING PIN SIZE	TYPE	OEM REF	NOTES
12000		R200172	1.794" x 9.120"	B	KIT 172	

Tie Rod Ends

AXLE RATING LBS.	AXLE CODE/YEAR	PART NO./LOCATION	STUD CTR TO ROD END	OEM REF	NOTES
12000		<u>R230061 Curbside</u>	4.875"	A3144R226	
		<u>R230060 Roadside</u>		A3144Q225	
		<u>R230066 Curbside</u>	5.75"	A3144D238	Lube fitting, bottom.
		<u>R230067 Roadside</u>		A3144C237	
		<u>R230070 Curbside</u>		A3144J296	Lube fitting, side.
		<u>R230071 Roadside</u>		A3144K297	

AXLE RATING LBS.	AXLE CODE/YEAR	PART NO./BUSHING	KING PIN SIZE	TYPE	OEM REF	NOTES
12000		R200193	1.794" x 10.410"	B	KIT 193	

Tie Rod Ends

AXLE RATING LBS.	AXLE CODE/YEAR	PART NO./LOCATION	STUD CTR TO ROD END	OEM REF	NOTES
12000		R230069 Curbside R230068 Roadside	5.44"	A3144D524 A3144E525	Greaseable type.

FF-930

Tie Rod Ends

AXLE RATING LBS.	AXLE CODE/YEAR	PART NO./LOCATION	STUD CTR TO ROD END	OEM REF	NOTES
12000		R230069 Curbside R230068 Roadside R230070 Curbside R230071 Roadside	5.44" 5.75"	A3144D524 A3144E525 A3144J296 A3144K297	Greaseable type.

FF-931, FF-932, FF-933, FF-934, FF-941, FF-942, FF-943, FF-944, FF-961, FF-962, FF-966, FF-967

King Pin Kits

AXLE RATING LBS.	AXLE CODE/YEAR	PART NO./BUSHING	KING PIN SIZE	TYPE	OEM REF	NOTES
12000		R200195 R201307 Easy Steer R201315 Easy Steer	1.794" x 10.392"	B	R200195 R201307 R201315	 3.88" and 2.81" Draw Key. 3.68" and 3.25" Draw Key.

Tie Rod Ends

AXLE RATING LBS.	AXLE CODE/YEAR	PART NO./LOCATION	STUD CTR TO ROD END	OEM REF	NOTES
12000		R230069 Curbside R230068 Roadside	5.44"	A3144D524 A3144E525	Greaseable type.

FF-931A, FF-941A - Aluminum Axles

Tie Rod Ends

AXLE RATING LBS.	AXLE CODE/YEAR	PART NO./LOCATION	STUD CTR TO ROD END	OEM REF	NOTES
12000		R230069 Curbside R230068 Roadside	5.44"	A3144D524 A3144E525	Greaseable type.

FF-971

King Pin Kits

AXLE RATING LBS.	AXLE CODE/YEAR	PART NO./BUSHING	KING PIN SIZE	TYPE	OEM REF	NOTES
12000		R201300	1.607" x 9.375"	B	KIT 1300	Center point steering.

MERITOR

FF-981, FF-982, FF-986

Tie Rod Ends

AXLE RATING LBS.	AXLE CODE/YEAR	PART NO./LOCATION	STUD CTR TO ROD END	OEM REF	NOTES
12000		R230069 Curbside	5.44"	A3144E525	
		R230068 Roadside		A3144D524	

FG-900, FG-903

Tie Rod Ends

AXLE RATING LBS.	AXLE CODE/YEAR	PART NO./LOCATION	STUD CTR TO ROD END	OEM REF	NOTES
14600		R230061 Curbside	4.875"	A3144R226	
		R230060 Roadside		A3144Q225	

FG-931, FG-933, FG-941, FG943

King Pin Kits

AXLE RATING LBS.	AXLE CODE/YEAR	PART NO./BUSHING	KING PIN SIZE	TYPE	OEM REF	NOTES
14600		R201309 Easy Steer	1.794" x 10.392"	B	KIT 1309	
		R201310			KIT 1310	

Tie Rod Ends

AXLE RATING LBS.	AXLE CODE/YEAR	PART NO./LOCATION	STUD CTR TO ROD END	OEM REF	NOTES
14600		R230069 Curbside	5.44"	A3144D524	Greaseable type.
		R230068 Roadside		A3144E525	

FG-943

King Pin Kits

AXLE RATING LBS.	AXLE CODE/YEAR	PART NO./BUSHING	KING PIN SIZE	TYPE	OEM REF	NOTES
14600		R201309 Easy Steer	1.794" x 10.392"	B	KIT 1309	
		R201310			KIT 1310	

Tie Rod Ends

AXLE RATING LBS.	AXLE CODE/YEAR	PART NO./LOCATION	STUD CTR TO ROD END	OEM REF	NOTES
14600		R230069 Curbside	5.44"	A3144D524	Greaseable type.
		R230068 Roadside		A3144E525	

FH-901

King Pin Kits

AXLE RATING LBS.	AXLE CODE/YEAR	PART NO./BUSHING	KING PIN SIZE	TYPE	OEM REF	NOTES
16000		R200170	1.999" x 11.040"	B	KIT 170	
		R200168 Nylon			KIT 168	

Tie Rod Ends

AXLE RATING LBS.	AXLE CODE/YEAR	PART NO./LOCATION	STUD CTR TO ROD END	OEM REF	NOTES
16000		R230070 Curbside	5.75"	A3144J296	Greaseable type.
		R230071 Roadside		A3144K297	

AXLE RATING LBS.	AXLE CODE/YEAR	PART NO./BUSHING	KING PIN SIZE	TYPE	OEM REF	NOTES
18000		R200170 R200168 Nylon	1.999" x 11.040"	B	KIT 170 KIT 168	

Tie Rod Ends

AXLE RATING LBS.	AXLE CODE/YEAR	PART NO./LOCATION	STUD CTR TO ROD END	OEM REF	NOTES
18000		R230070 Curbside R230071 Roadside	5.75"	A3144J296 A3144K297	Greaseable type.

FL-931, FL-933

King Pin Kits

AXLE RATING LBS.	AXLE CODE/YEAR	PART NO./BUSHING	KING PIN SIZE	TYPE	OEM REF	NOTES
16000, 18000, 20000		R200198 R201312 Easy Steer	1.999" x 11.212"	B	KIT 198 KIT 1312	

Tie Rod Ends

AXLE RATING LBS.	AXLE CODE/YEAR	PART NO./LOCATION	STUD CTR TO ROD END	OEM REF	NOTES
16000, 18000, 20000		R230070 Curbside R230071 Roadside	5.75"	A3144J296 A3144K297	
		R230073 Curbside R230072 Roadside	7.37"	A3144F448 A3144G449	
		R230104 Curbside R230105 Roadside	12.69"	A3144D550 A3144C549	

FL-941, FL-943

King Pin Kits

AXLE RATING LBS.	AXLE CODE/YEAR	PART NO./BUSHING	KING PIN SIZE	TYPE	OEM REF	NOTES
16000, 18000, 20000		R200198 R201312 Easy Steer	1.999" x 11.212"	B	KIT 198 KIT 1312	

Tie Rod Ends

AXLE RATING LBS.	AXLE CODE/YEAR	PART NO./LOCATION	STUD CTR TO ROD END	OEM REF	NOTES
16000, 18000, 20000		R230070 Curbside R230071 Roadside	5.75"	A3144J296 A3144K297	
		R230073 Curbside R230072 Roadside	7.37"	A3144F448 A3144G449	
		R230104 Curbside R230105 Roadside	12.69"	A3144D550 A3144C549	

FL-951

King Pin Kits

AXLE RATING LBS.	AXLE CODE/YEAR	PART NO./BUSHING	KING PIN SIZE	TYPE	OEM REF	NOTES
22000		R200198 R201312 Easy Steer	1.999" x 11.212"	B	KIT 198 KIT 1312	

MERITOR

FL-951 (Continued)

Tie Rod Ends

AXLE RATING LBS.	AXLE CODE/YEAR	PART NO./LOCATION	STUD CTR TO ROD END	OEM REF	NOTES
22000		R230073 Curbside	7.37"	A3144F448	
		R230072 Roadside		A3144G449	

FU-910

Tie Rod Ends

AXLE RATING LBS.	AXLE CODE/YEAR	PART NO./LOCATION	STUD CTR TO ROD END	OEM REF	NOTES
28000		R230061 Curbside	4.875"	A3144R226	
		R230060 Roadside		A3144Q225	

MFS

King Pin Kits

AXLE RATING LBS.	AXLE CODE/YEAR	PART NO./BUSHING	KING PIN SIZE	TYPE	OEM REF	NOTES
6000	MFS06	R201478 Easy Steer	1.234" x 6.781"	A		
7000	MFS07	R201479 Easy Steer	1.498" x 7.153"	B		
8000	MFS08	R201315 Easy Steer	1.794" x 10.392"	B		
		R201474 Easy Steer	1.499" x 7.511"	B	300-316	
		R201484 Easy Steer	1.499" x 7.511"	B		
		R201604 Easy Steer	1.499" x 7.511"	B		
		R201605 Easy Steer	1.499" x 7.511"	B		
		R201606 Easy Steer	1.499" x 7.511"	B		
10000	MFS10	R201315 Easy Steer	1.794" x 10.392"	B	300-284, 300-266	
		R201419 Easy Steer	1.794" x 8.844"	B		
11000	MFS11	R201315 Easy Steer	1.794" x 10.392"	B		
12000	MFS12	R201419 Easy Steer	1.794" x 8.844"	B		
		R201315 Easy Steer	1.794" x 10.392"	B	300-284, 300-266	Uses Drawkeys 7-X-1002 & 7-X-1003
		R201473 Easy Steer	1.794" x 10.392"	B	300-333, 300-334	Uses drawkeys 7-X-111 & 7-X-1003
		R201489 Easy Steer	1.794" x 8.844"	B		
		R201490 Easy Steer	1.794" x 8.844"	B		
		R201609 Easy Steer	1.794" x 9.016"	B		
13000	MFS13	R201315 Easy Steer	1.794" x 10.392"	B		
		R201319 Easy Steer	1.794" x 10.392"	B		
		R201419 Easy Steer	1.794" x 8.844"	B	300-317, 300-299	
		R201473 Easy Steer	1.794" x 10.392"	B		
		R201488 Easy Steer	1.794" x 8.844"	B		
		R201608 Easy Steer	1.794" x 9.016"	B		
		R201609 Easy Steer	1.794" x 9.016"	B		
		R201609 Easy Steer	1.794" x 9.016"	B		
14000	MFS14	R201315 Easy Steer	1.794" x 10.392"	B		
		R201319 Easy Steer	1.794" x 10.392"	B	300-331, 300-332	
		R201608 Easy Steer	1.794" x 9.016"	B		

MERITOR
MFS (Continued)
King Pin Kits (Continued)

AXLE RATING LBS.	AXLE CODE/YEAR	PART NO./BUSHING	KING PIN SIZE	TYPE	OEM REF	NOTES
16000	MFS16	R201476 Easy Steer	1.999" x 11.212"	B		
		R201482 Easy Steer	1.999" x 10.787"	B		
		R201475 Easy Steer	1.999" x 11.212"	B	300-310, 300-329, 300-330	Uses drawkeys 7-X-111 & 7-X-1003
18000	MFS18	R201475 Easy Steer	1.999" x 11.212"	B	300-310, 300-329, 300-330	Uses drawkeys 7-X-111 & 7-X-1003
		R201476 Easy Steer	1.999" x 11.212"	B		
		R201482 Easy Steer	1.999" x 10.787"	B		
20000	MFS20	R201476 Easy Steer	1.999" x 11.212"	B		
		R201477 Easy Steer	1.999" x 11.212"	B		
		R201482 Easy Steer	1.999" x 10.787"	B		

Tie Rod Ends

AXLE RATING LBS.	AXLE CODE/YEAR	PART NO./LOCATION	STUD CTR TO ROD END	OEM REF	NOTES
8000	MFS08	R230069 Curbside	5.44"	A3144D524	
		R230068 Roadside		A3144E525	
10000	MFS10	R230069 Curbside	5.44"	A3144D524	
		R230068 Roadside		A3144E525	
11000	MFS11	R230069 Curbside	5.44"	A3144D524	
		R230068 Roadside		A3144E525	
		R230136 Curbside	5.44"	A3144X1142	
		R230135 Roadside		A3144W1141	
		A-3144-U-1191 Curbside	5.50"	A-3144-U-1191	
		A-3144-T-1190 Roadside		A-3144-T-1190	
12000	MFS12	R230069 Curbside	5.44"	A3144D524	
		R230068 Roadside		A3144E525	
13000	MFS13	R230069 Curbside	5.44"	A3144D524	
		R230068 Roadside		A3144E525	
14000	MFS14	R230069 Curbside	5.44"	A3144D524	
		R230068 Roadside		A3144E525	
		R230073 Curbside	7.37"	A3144F448	
		R230072 Roadside		A3144G449	

MERITOR

FL-951 (Continued)

Tie Rod Ends (Continued)

AXLE RATING LBS.	AXLE CODE/YEAR	PART NO./LOCATION	STUD CTR TO ROD END	OEM REF	NOTES
16000	MFS16	R230069 Curbside	5.44"	A3144D524	
		R230068 Roadside		A3144E525	
		R230073 Curbside	7.37"	A3144F448	
		R230072 Roadside		A3144G449	
		R230104 Curbside	12.69"	A3144D550	
		R230105 Roadside		A3144C549	
18000	MFS18	R230069 Curbside	5.44"	A3144D524	
		R230068 Roadside		A3144E525	
		R230073 Curbside	7.37"	A3144F448	
		R230072 Roadside		A3144G449	
		R230104 Curbside	12.69"	A3144D550	
		R230105 Roadside		A3144C549	
20000	MFS20	R230069 Curbside	5.44"	A3144D524	
		R230068 Roadside		A3144E525	
		R230073 Curbside	7.37"	A3144F448	
		R230072 Roadside		A3144G449	
		R230104 Curbside	12.69"	A3144D550	
		R230105 Roadside		A3144C549	

Model	Page	Model	Page
1300A, 1300B, 1300C 4WD	222	2110A.....	239
1300D 4WD	222	Loadstar and School Bus Models 1600, C01600, F1600, 1700, C01700, F1700, 1750, C01750, 1800, C01800, F1800, 1850, C01850, F1850, 1890.....	241
1310 4WD.....	222	M1400, 1452, 1652, M1600.....	242
3700, 3800, 3900.....	222	Paystar Models 5010, F5010, 5050, F5050, F5050SF, F5050SF-LW, 5070, F5070, F5070SF, F5070SF-LW, C05370, COF5370.....	243
4600, 4700, 4800, 4900.....	223	S-Series Heavy Duty Models 2275, F2275, 2276, F2276, 2375, F2375, 2524, F2524, 2554, F2554, 2574, F2574, 2575, F2575, 2624, F2624, 2654, F2654, 2674, F2674, 2675, F2675	245
7100.....	224	S-Series Heavy Duty Models 2554, 2574, 2654, 2674 (Built 1989 and Later).....	247
8100, 8200, 8300 (Built 1989 and Later).....	225	S-Series Medium Duty Models 1624, 1654, 1658, 1723, 1724, 1753, 1754, 1758, 1823, 1824, 1853, 1854, 1858, 1924, F1924, 1925, 1954, F1954, 1955, 1958, 2125, F2125, 2155.....	249
9200.....	226	Transtar 4070B, C04070B, F4070B, COF4070B, 4170, F4170.....	252
9300, 9400.....	227	Transtar C04070A, COF4070A.....	253
9600, 9700.....	229	Transtar Models 4200, F4200, 4300, F4300	254
Additional Navistar Axles	231		
C1200 4WD	234		
CO/COF9670, Eagle.....	234		
CO4000, COF4000, COT4000.....	235		
COF5870	236		
Cargostar Models C01610, C01630, C01710, C01730, C01750, C01810, COF1810, C01830, C01850, C01910, COF1910, C01950, COF1950.....	237		
D400, DC400, DCF400, DCF400M, DF400, D405, DC405, DCF405, DCT405, DF405, DT405.....	238		
Fleetstar Models 1900, F1900, T1900, F1900A, 1910A, 1950, F1950, T1950, 2000, F2000, T2000, 2010A, F2010A, 2050A, F2050A, 2070A, F2070A,			




"S" SERIES SCHOOL BUS



TILT CAB-CARGOSTAR




"S" SERIES (2100-2600)



FLEETSTAR



TRANSTAR CONVENTIONAL (4200, 4300)



TRANSTAR COE (4700)



PAYSTAR (5000)

NAVISTAR

1300A, 1300B, 1300C 4WD

Tie Rod Ends

AXLE RATING LBS.	AXLE CODE/YEAR	PART NO./LOCATION	STUD CTR TO ROD END	OEM REF	NOTES
	1965-68	R230004 Roadside	3.88"	219403R91	w/FA52 axle.

1300D 4WD

Tie Rod Ends

AXLE RATING LBS.	AXLE CODE/YEAR	PART NO./LOCATION	STUD CTR TO ROD END	OEM REF	NOTES
	1967-69	R230004 Roadside	3.88"	219403R91	w/FA52 axle.

1310 4WD

Tie Rod Ends

AXLE RATING LBS.	AXLE CODE/YEAR	PART NO./LOCATION	STUD CTR TO ROD END	OEM REF	NOTES
	1972-73	R230004 Roadside	3.88"	219403R91	w/FA52 axle.

3700, 3800, 3900

King Pin Kits

AXLE RATING LBS.	AXLE CODE/YEAR	PART NO./BUSHING	KING PIN SIZE	TYPE	OEM REF	NOTES
6000	I60S (02ADA), I80S (02ADB)	R200268	1.359" x 7.970"	B	1660271C92	
8000	I60S (02ADA), I80S (02ADB)	R200268	1.359" x 7.970"	B	1660271C92	
10000, 12000	I100S, I120S	R201426	1.921" x 9.87"	B	1668411C91	
10000	I140S	R201427	2.046" x 10.120"	B	1668412C91	
16000	FA231 (02231)	R200198 R201312 Easy Steer	1.999" x 11.212"	B	474520C91 597258C91	Meritor axle FL941.

Tie Rod Ends

AXLE RATING LBS.	AXLE CODE/YEAR	PART NO./LOCATION	STUD CTR TO ROD END	OEM REF	NOTES	
10000	I100S (02ADC)	R230069 Curbside	5.44"	507838C91	w/126"-225" WB.	
		R230068 Roadside		507837C91		
		R230028 Curbside	9.18"	1649638C91	w/226"-280" WB.	
		R230029 Roadside		1649637C91		
12000	FA082 (02EY8)	R230061 Curbside	4.875"	110363R92	Fabco SDA12.	
		R230060 Roadside		110362R92		
	FA083 (02083)	R230061 Curbside		110363R92		
		R230060 Roadside		110362R92		
	I120S (02ADD)		R230069 Curbside	5.44"	507838C91	w/126"-225" WB.
			R230068 Roadside		507837C91	
R230028 Curbside			9.18"	1649638C91	w/226"-280" WB.	
R230029 Roadside				1649637C91		

Drag Links

AXLE RATING LBS.	AXLE CODE/YEAR	PART NUMBER	STUD CTR TO STUD CTR	OEM REF	NOTES
		R250112	17.68"	1661437C91	

AXLE RATING LBS.	AXLE CODE/YEAR	PART NO./BUSHING	KING PIN SIZE	TYPE	OEM REF	NOTES
6000	I60S (02ADA), I80S (02ADB)	R200268	1.359" x 7.970"	B	1660271C92	
8000	I60S (02ADA), I80S (02ADB)	R200268	1.359" x 7.970"	B	1660271C92	
10000	I100S (02ADC)	R201426	1.921" x 9.87"	B	1668411C91	
12000	I120S (02ADD)	R201426	1.921" x 9.87"	B	1668411C91	
14000	I140S (02ADE)	R201427	2.046" x 10.120"	B	1668412C91	
16000	FA231 (02231)	R200198	1.999" x 11.212"	B	474520C91	Meritor FL941
		R201312 Easy Steer			597258C91	
16000, 18000, 20000	I160S (02ADH), I200S (02ADK)	R200279	2.046" x 11.00"	B	1685405C91	

Tie Rod Ends

AXLE RATING LBS.	AXLE CODE/YEAR	PART NO./LOCATION	STUD CTR TO ROD END	OEM REF	NOTES
10000	I100S (02ADC)	R230069 Curbside	5.44"	507838C91	w/126"-225" WB.
		R230068 Roadside		507837C91	
		R230028 Curbside	9.18"	1649638C91	w/226"-280" WB.
		R230029 Roadside		1649637C91	
12000	FA082 (02EYB), FA083 (02083)	R230061 Curbside	4.875"	110363R92	Fabco SDA12.
		R230060 Roadside		11036R92	
	I120S (02ADD)	R230069 Curbside	5.44"	507838C91	w/126"-225" WB.
		R230068 Roadside		507837C91	
		R230028 Curbside	9.18"	1649638C91	w/226"-280" WB.
		R230029 Roadside		1649637C91	
14000	I140S (02ADE)	R230069 Curbside	5.44"	507838C91	
		R230068 Roadside		507837C91	
	SDA14	R230061 Curbside	4.875"	110363R92	
		R230060 Roadside		110362R92	
16000	FA231 (02231)	R230073 Curbside	7.37"	590583C91	w/Disc wheels.
		R230072 Roadside		590584C91	
	FA231 (02231), FL941	R230070 Curbside	5.75"	969056R91	
		R230071 Roadside		969055R91	
		R230073 Curbside	7.37"	590583C91	w/130"-179" WB.
		R230072 Roadside		590584C91	
		R230104 Curbside	12.69"		w/ABS brakes.
	I160S (02ADH)	R230105 Roadside			
		R230104 Curbside			179" and up WB.
	18000	I180S (02ADJ)	R230104 Curbside	12.69"	
R230105 Roadside					
20000	I200S (02ADK)	R230070 Curbside	5.75"	969056R91	
		R230071 Roadside		969055R91	
		R230104 Curbside	12.69"		179" and up WB.
		R230105 Roadside			

Drag Links

AXLE RATING LBS.	AXLE CODE/YEAR	PART NUMBER	STUD CTR TO STUD CTR	OEM REF	NOTES
		R250113	17.47"	1661867C91	4600LP/UH code 05PRG only.
		R250112	17.68"	1661437C91	Codes 05PRH, 05PRJ, 05PSA.

NAVISTAR

7100

King Pin Kits

AXLE RATING LBS.	AXLE CODE/YEAR	PART NO./BUSHING	KING PIN SIZE	TYPE	OEM REF	NOTES
6000, 8000	I60S (02ADA), I80S (02ADB)	R200268	1.359" x 7.970"	B	1660271C92	
9000	I100S, I120S, 02A, 02ADC, 02ADN	R201426	1.921" x 9.87"	B	FAK5455	
10000	I100S, I120S, 02A, 02ADC, 02ADN	R201426	1.921" x 9.87"	B	FAK5455	
11000	I100S, I120S, 02A, 02ADC, 02ADN	R201426	1.921" x 9.87"	B	FAK5455	
12000	E1200I (02AED)	R200281 Bronze	1.794" x 9.02"	A	823078	
	I120S (02ADD)	R201426	1.921" x 9.87"	B	FAK5455	
14000	I140S (02ADE)	R201427	2.046" x 10.120"	B	FAK5456	
16000	FA231 (02231)	R200198	1.999" x 11.212"	B	474520C91	<u>Double Drawkey.</u>
		R201312 Easy Steer			597258C91	

Tie Rod Ends

AXLE RATING LBS.	AXLE CODE/YEAR	PART NO./LOCATION	STUD CTR TO ROD END	OEM REF	NOTES
10000	I100S (02ADC)	R230069 Curbside	5.44"	507838C91	w/126"-225" WB.
		R230068 Roadside		507837C91	
		R230028 Curbside	9.18"	1649638C91	w/226"-280" WB.
		R230029 Roadside		1649637C91	
12000	E1200I (02AED)	R230139 Curbside	6.00"	817019	
		R230140 Roadside		817018	
	FA082 (02EYB), FA083 (02083)	R230061 Curbside	4.875"	110363R92	Fabco SDA12.
		R230060 Roadside		110362R92	
	I120S (02ADD)	R230069 Curbside	5.44"	507838C91	w/126"-225" WB.
		R230068 Roadside		507837C91	
		R230028 Curbside	9.18"	1649638C91	w/226"-280" WB.
		R230029 Roadside		1649637C91	
16000	FA231 (02231)	R230104 Curbside	12.69"	1668480C91	w/Cast wheels.
		R230105 Roadside		1668479C91	

Drag Links

AXLE RATING LBS.	AXLE CODE/YEAR	PART NUMBER	STUD CTR TO STUD CTR	OEM REF	NOTES
		R250113	17.47"	1661867C91	7100 w/05PRG.
		R250112	17.68"	1661437C91	w/05PRH, 05PRJ, 05PSH, w/Power or manual steering.

AXLE RATING LBS.	AXLE CODE/YEAR	PART NO./BUSHING	KING PIN SIZE	TYPE	OEM REF	NOTES	
10000	I100S (02ADC)	R201426	1.921" x 9.87"	B	FAK5455		
12000	E1200I (02AED)	R200281 Bronze	1.794" x 9.02"	A	823078		
	EFA12 (02250)	R200269 R200267 Easy Steer	1.625" x 9.195"	A	FAK4572		
	FA226, FF941, FF942, 02226, 02227	R200195 R201307 Easy Steer	1.794" x 10.392"	B	FAK4564		
	FA337, I120, 02337	R200074 R200078 Easy Steer	1.609" x 9.660"		1658934C93		
	FF961 (02ARA)	R201315 Easy Steer	1.794" x 10.392"		1665531C91		
	I120S, 02ADD, 02ADG	R201426	1.921" x 9.87"		FAK5453		
13200	EFA12 (02AEA)	R200269 R200267 Easy Steer	1.625" x 9.195"	A	FAK4572		
	FA227 (02227)	R200195 R201307 Easy Steer R201315 Easy Steer	1.794" x 10.392"	B	549800C91 597556C91 1665531C91		
	FA343, I132, 02343	R200074 R200078 Easy Steer	1.609" x 9.660"		1658934C93		
	FF942 (02227)	R201307 Easy Steer R201315 Easy Steer	1.794" x 10.392"		597556C91 1665531C91		
	14000	I140S (02ADE)	R201427	2.046" x 10.120"	B	FAK5456	
	16000	FA231 (02231), FA232 (02232), FA233 (02233), FL941 (02231)	R200198 R201312 Easy Steer	1.999" x 11.212"	B	474520C91 597258C91	
18000		FA231 (02231), FA232 (02232), FA233 (02233), FL941 (02232)	R200198 R201312 Easy Steer	B	474520C91 597258C91		
20000	FA231 (02231), FA232 (02232), FA233 (02233), FL941 (02233)	R200198 R201312 Easy Steer	1.999" x 11.212"	B	474520C91 597258C91		

NAVISTAR

8100, 8200, 8300 (Built 1989 and Later) (Continued)

Tie Rod Ends

AXLE RATING LBS.	AXLE CODE/YEAR	PART NO./LOCATION	STUD CTR TO ROD END	OEM REF	NOTES
10000	I100S (02ADC)	R230069 Curbside	5.44"	507838C91	w/126" -225" WB.
		R230068 Roadside		507837C91	
		R230028 Curbside	9.18"	1649638C91	w/226" -280" WB.
		R230029 Roadside		1649637C91	
12000	FF961 (02ARA)	R230069 Curbside	5.44"	507838C91	
		R230068 Roadside		507837C91	
	I120S (02ADD)	R230069 Curbside		507838C91	w/126" -225" WB.
		R230068 Roadside		507837C91	
		R230028 Curbside	9.18"	1649638C91	w/226" -280" WB.
		R230029 Roadside		1649637C91	
	I120S (02ADG)	R230416 Curbside	9.43"	1668410C91	
		R230415 Roadside		1668409C91	
13200	FA227 (02227), FF942 (02227)	R230069 Curbside	5.44"	507838C91	
		R230068 Roadside		507837C91	
14000	I140S (02ADE)	R230069 Curbside	5.44"	1668408C91	
		R230068 Roadside		1668407C91	
16000	FA231 (02231), FA233 (02233), FL941 (02231)	R230073 Curbside	7.37"	590583C91	
		R230072 Roadside		590584C91	
18000	FA231 (02231), FA232 (02232), FA233 (02233), FL941 (02232)	R230073 Curbside	7.37"	590583C91	
		R230072 Roadside		590584C91	
20000	FA231 (02231), FA232 (02232), FA233 (02233), FL941 (02233)	R230073 Curbside	7.37"	590583C91	
		R230072 Roadside		590584C91	

Drag Links

AXLE RATING LBS.	AXLE CODE/YEAR	PART NUMBER	STUD CTR TO STUD CTR	OEM REF	NOTES
		R250112	17.68"	1661437C91	

9200

King Pin Kits

AXLE RATING LBS.	AXLE CODE/YEAR	PART NO./BUSHING	KING PIN SIZE	TYPE	OEM REF	NOTES
10000	I100S	R201426	1.921" x 9.87"	B	1668411C91	
12000	EFA12 (02250)	R200269	1.625" x 9.195"	A	FAK4572	
		R201315 Easy Steer	1.794" x 10.392"	B	1665531C91	
13200	FF942 (02227)	R201315 Easy Steer	1.794" x 10.392"	B	1665531C91	
14000	I140S	R201427	2.046" x 10.120"	B	1668412C91	
16000, 18000	FL941 (02231), (02232)	R201312 Easy Steer	1.999" x 11.212"	B	597258C91	
		I160S (02ADH), I180S (02ADJ), I200S (02ADK)	R200279	2.046" x 11.00"		1685405C91

AXLE RATING LBS.	AXLE CODE/YEAR	PART NO./LOCATION	STUD CTR TO ROD END	OEM REF	NOTES	
12000	EFA12 (02250), FF961 (02ARA)	R230069 Curbside	5.44"	507838C91		
		R230068 Roadside		507837C91		
	I120S (02ADD)	R230069 Curbside	9.18"	507838C91		w/o 04AZA ABS brakes, 154"-188" WB.
		R230068 Roadside		507837C91		
		R230028 Curbside		1649638C91		189" WB and up.
	R230029 Roadside		1649637C91			
13200	FF942 (02227)	R230069 Curbside	5.44"	507838C91		
		R230068 Roadside		507837C91		
14000	I140S (02ADE)	R230069 Curbside	5.44"	1668408C91		
		R230068 Roadside		1668407C91		
		R230416 Curbside	9.43"	1668410C91		
		R230415 Roadside		1668409C91		
16000, 18000	E1200I (02AED), E1320I (02AEG)	R230139 Curbside	6.00"	817019		
		R230140 Roadside		817018		
	FL941 (02231), (02232)	R230073 Curbside	7.37"	486355C91		
		R230072 Roadside		486354C91		

9300, 9400

King Pin Kits

AXLE RATING LBS.	AXLE CODE/YEAR	PART NO./BUSHING	KING PIN SIZE	TYPE	OEM REF	NOTES
12000	EFA12 (02250)	R200269	1.625" x 9.195"	A	ETN0806355	
		R200267 Easy Steer				
	FA223 (02223)	R201315 Easy Steer	1.794" x 10.392"	B	1665531C91	
	FA234 (02234)	R201300	1.607" x 9.375"		577684C91	Meritor axle FF971.
	FA337 (02337), FA339 (02339)	R200078 Easy Steer	1.609" x 9.660"		1658934C92	
	FF961 (02ARA)	R201315 Easy Steer	1.794" x 10.392"		1665531C91	
	I100S, I120S	R201426	1.921" x 9.87"		1668411C91	
13200	FA227 (02227)	R201307 Easy Steer	1.794" x 10.392"	B	597556C91	
		R201315 Easy Steer			1665531C91	
	FA343 (02343)	R200078 Easy Steer	1.609" x 9.660"		1658934C92	
14000	I140S (02ADE)	R201427	2.046" x 10.120"	B	1668412C91	
14600	FG940 (02ARG)	R201309 Easy Steer	1.794" x 10.392"	B		
		R201310				
16000	FA231 (02231), FA232 (02232)	R200198	1.999" x 11.212"	B	474520C91	
		R201312 Easy Steer			597258C91	
16000, 18000	I160S (02ADH), I180S (02ADJ), I200S (02ADK)	R200279	2.046" x 11.00"	B	1685405C91	
18000	FA231 (02231), FA232 (02232)	R200198	1.999" x 11.212"	B	474520C91	
		R201312 Easy Steer			597258C91	

NAVISTAR

9300, 9400 (Continued)

Tie Rod Ends

AXLE RATING LBS.	AXLE CODE/YEAR	PART NO./LOCATION	STUD CTR TO ROD END	OEM REF	NOTES	
12000	EFA12 (02250), FA226 (02226), FF931 (02226), FF961 (02ARA)	R230069 Curbside	5.44"	507838C91		
		R230068 Roadside		507837C91		
	FA337 (02337), FA339 (02339)	R230028 Curbside	9.18"	1649638C91		
		R230029 Roadside		1649637C91		
	I120S (02ADD)	R230069 Curbside		5.44"	507838C91	w/1659687C91 axle.
			R230068 Roadside		507837C91	
R230028 Curbside		9.18"	1649638C91	w/1659688C91 axle.		
13200	FA227 (02227)	R230069 Curbside	5.44"	507838C91	Meritor axle FF942.	
		R230068 Roadside		507837C91		
	I132 (02343)	R230218 Curbside	10.84"	1658947C91		
		R230217 Roadside		1658946C91		
14000	I140S (02ADE)	R230069 Curbside	5.44"	1668408C91	140" through 188" WB.	
		R230068 Roadside		1668407C91	154" through 188" WB.	
	R230416 Curbside		9.43"	1668410C91	189" WB and up.	
		R230415 Roadside		1668409C91		
14600	FG941 (02ARG)	R230069 Curbside	5.44"	507838C91		
		R230068 Roadside		507837C91		
16000, 18000	E1200I (02AED), E1320I (02AEG)	R230139 Curbside	6.00"	817019		
		R230140 Roadside		817018		
16000	FA231 (02231)	R230073 Curbside	7.37"	590583C91	Meritor axle FL931.	
		R230072 Roadside		590584C91		
	FA232 (02232)	R230073 Curbside		590583C91	Meritor axle FL941.	
		R230072 Roadside		590584C91		
18000	FA231 (02231), FA232 (02232)	R230072 Roadside	7.37"	590584C91	Meritor axle FL931.	
		R230073 Curbside		590583C91		

Drag Links

AXLE RATING LBS.	AXLE CODE/YEAR	PART NUMBER	STUD CTR TO STUD CTR	OEM REF	NOTES
		R230411	12.40" Stud center to rod end	1658897C91	Drag link end for codes 05PRJ, 3600, 05PRK.3601.
		R250063	16.27"	503523C94	Includes 506684C91 (R230073) end, and 1658897C91 (R230411) long end.

AXLE RATING LBS.	AXLE CODE/YEAR	PART NO./BUSHING	KING PIN SIZE	TYPE	OEM REF	NOTES
10800	FA341 (02341)	R200078 Easy Steer	1.609" x 9.660"	B	1658934C92	
12000	EFA12 (02250)	R200269	1.625" x 9.195"	A	ETN0806355	
		R200267 Easy Steer				
	FA223 (02223), FA226 (02226)	R200195	1.794" x 10.392"	B	549800C91	
		R201307 Easy Steer			597556C91	
		R201315 Easy Steer			1665531C91	
	FA234 (02234)	R201300	1.607" x 9.375"		577684C91	
	FA339 (02339)	R200078 Easy Steer	1.609" x 9.660"		1658934C92	
	FF931 (02223)	R200195	1.794" x 10.392"		549800C91	
	FF941 (02226)	R201307 Easy Steer			597556C91	
			R201315 Easy Steer		1665531C91	
	FF961 (02ARA)					
		R201315 Easy Steer		1665531C91		
	I120 (02337)	R200078 Easy Steer	1.609" x 9.660"		1658934C92	
13200	FA227 (02227)	R200195	1.794" x 10.392"	B	549800C91	Meritor axle FF931.
		R201307 Easy Steer			597556C91	
		R201315 Easy Steer			1665531C91	Meritor axle FF931.
	I132 (02343)	R200078 Easy Steer	1.609" x 9.660"		1658934C92	
16000	FA231 (02231), FA232 (02232)	R200198	1.999" x 11.212"	B	474520C91	
		R201312 Easy Steer			597258C91	
18000	FA231 (02231), FA232 (02232)	R200198	1.999" x 11.212"	B	474520C91	
		R201312 Easy Steer			597258C91	
24000	FA248 (02248)	R200078 Easy Steer	1.609" x 9.660"	B	1658934C92	

NAVISTAR

9600, 9700 (Continued)

Tie Rod Ends

AXLE RATING LBS.	AXLE CODE/YEAR	PART NO./LOCATION	STUD CTR TO ROD END	OEM REF	NOTES	
10800	FA341 (02341)	R230028 Curbside	9.18"	1649638C91		
		R230029 Roadside		1649637C91		
12000	EFA12 (02250), FF931 (02223), FF941 (02226), FF961 (02ARA), FA223 (02223), FA226 (02226)	R230069 Curbside	5.44"	507838C91		
		R230068 Roadside		507837C91		
	FA339 (02339)	R230230 Curbside	5.44"	506662C91	Drop end.	
		R230231 Roadside		506661C91		
			R230028 Curbside	9.18"	1649638C91	Straight end, greaseable type.
			R230029 Roadside		1649637C91	
	FA340 (02340)		R230028 Curbside		1649638C91	
			R230029 Roadside		1649637C91	
	I120 (02337)		R230230 Curbside	5.44"	506662C91	Drop end.
			R230231 Roadside		506661C91	
			R230028 Curbside	9.18"	1649638C91	Straight end, greaseable type.
			R230029 Roadside		1649637C91	
I120S (02ADD, 02ADG)		R230069 Curbside	5.44"	507838C91		
		R230068 Roadside		507837C91		
		R230416 Curbside	9.43"	1668410C91	w/04AZA ABS brakes /9700.	
		R230415 Roadside		1668409C91		
13200	FA227 (02227)	R230069 Curbside	5.44"	507838C91		
		R230068 Roadside		507837C91		
I132 (02343)		R230230 Curbside		506662C91	Dropped I-beam.	
		R230231 Roadside		506661C91		
		R230028 Curbside	9.18"	1649638C91	Straight end, greaseable type.	
		R230029 Roadside		1649637C91		
		R230218 Curbside	10.84"	1658947C91	Drop end, greaseable type.	
		R230217 Roadside		1658946C91		
14000	I140S	R230069 Curbside	5.44"	507838C91	110" WB and up/9600	
		R230068 Roadside		507837C91		
		R230416 Curbside	9.43"	1668410C91	w/04AZA ABS brakes /9700.	
		R230415 Roadside		1668409C91		
16000	FA231 (02231), FA232 (02232)	R230073 Curbside	7.37"	590583C91		
		R230072 Roadside		590584C91		
18000	FA231 (02231), FA232 (02232)	R230073 Curbside	7.37"	590583C91		
		R230072 Roadside		590584C91		
24000	FA248 (02248)	R230028 Curbside	9.18"	1649638C91		
		R230029 Roadside		1649637C91		

Drag Links

AXLE RATING LBS.	AXLE CODE/YEAR	PART NUMBER	STUD CTR TO STUD CTR	OEM REF	NOTES
		R230411	12.375" Stud center to rod end	1658897C91	Drag link end for codes 05PRJ.4510, 05PSA.4518.

AXLE RATING LBS.	AXLE CODE/YEAR	PART NO./BUSHING	KING PIN SIZE	TYPE	OEM REF	NOTES
5000	FA71 (02071)	R200052	1.359" x 7.968"	A	473695C91	2WD
	I50	R200210	1.374" x 7.970"		1648204C92	2WD .015 oversize.
5500	FA89 (02089)	R200003	1.234" x 7.656"	A	61556R91	2WD
6000	FA73 (02073), FA74 (02074), I60	R200052	1.359" x 7.968"	A	473695C91	2WD
7000	FA95 (02095)	R200143 R200155 Nylon	1.234" x 7.438"	B		2WD, Meritor axle FC901.
	FA97 (02097)	R200003	1.234" x 7.656"	A	61556R91	2WD
7500	FA101 (02101), FA103 (02103)	R200052	1.359" x 7.968"	A	473695C91	2WD
	FA65 (02065)	R200003	1.234" x 7.656"		61556R91	
	FA80 (02080), FA91 (02091), FA98 (02098), FA99 (02099)	R200003				2WD
	I75	R200052	1.359" x 7.968"		473695C91	
9000	FA100 (02100), FA102 (02102), FA105 (02105)	R200142	1.434" x 8.500"	B	303136C92	2WD Meritor axle FD900.
	FA201 (02201)	R200172	1.794" x 9.120"		303139C92	2WD
	FA208 (02208)	R200142	1.434" x 8.500"		303136C92	
	FA209 (02209)	R200142				
	I90	R200073 R200074	1.609" x 9.160" 1.609" x 9.660"		586809C91 588808C91	For steering code 02309. Exc. steering code 02309.
10800	I108	R200073	1.609" x 9.160"	B	586809C91	For steering code 02309.
		R200074	1.609" x 9.660"		588808C91	Exc. steering code 02309.
12000	FA110 (02110), FA111 (02111)	R200144 R200123 Nylon	9.75"	D	69576R92	Tapered pin. 2WD Meritor axle FE900.
	FA115 (02115)	R200144 R200123 Nylon				Tapered pin. 2WD exc. model DC0200 w/diesel eng.
	FA211 (02211)	R200172	1.794" x 9.120"	B	303139C92	2WD
	FA212 (02212), FA213 (02213)	R200172				
	FA215 (02215)	R200172				
	FA218 (02218)	R200172				
	FA219 (02219)	R200172				
	FA225 (02225)	R200193	1.794" x 10.410"		452344C91	2WD Meritor axle FF921.
	FA226 (02226)	R200195 R201307 Easy Steer	1.794" x 10.392"		549800C91 597556C91	2WD Meritor axle FF931.
	FA228 (02228), FA229 (02229)	R200193	1.794" x 10.410"		452344C91	Meritor axle FF921.
	FA234 (02234)	R201300	1.607" x 9.375"		577684C91	Meritor axle FF971.
	I120	R200073 R200074	1.609" x 9.160" 1.609" x 9.660"		586809C91 588808C91	For steering code 02309. Exc. steering code 02309.
	13000	FA401 (02401)	R200074	1.609" x 9.660"	B	588808C91
16000	FA136 (02136), FA137 (02137)	R200170 R200168 Nylon	1.999" x 11.040"	B	303140C92	2WD Meritor axle FH901.
	FA231 (02231), FA237 (02237)	R200198 R201312 Easy Steer	1.999" x 11.212"		474520C91 597258C91	2WD Meritor axle FL931.

NAVISTAR

Additional Navistar Axles (Continued)

King Pin Kits (Continued)

AXLE RATING LBS.	AXLE CODE/YEAR	PART NO./BUSHING	KING PIN SIZE	TYPE	OEM REF	NOTES
18000	FA182 (02182)	R200170	1.999" x 11.040"	B	303140C92	2WD Meritor axle FL901.
		R200168 Nylon				
	FA232 (02232), FA238 (02238)	R200198	1.999" x 11.212"		474520C91 597258C91	2WD Meritor axle FL931.
		R201312 Easy Steer				
20000	FA183 (02183)	R200170	1.999" x 11.040"	B	303140C92	2WD Meritor axle FL901.
		R200168 Nylon				
	FA233 (02233), FA239 (02239)	R200198	1.999" x 11.212"		474520C91 597258C91	2WD Meritor axle FL931.
		R201312 Easy Steer				

Tie Rod Ends

AXLE RATING LBS.	AXLE CODE/YEAR	PART NO./LOCATION	STUD CTR TO ROD END	OEM REF	NOTES
3500	FA18 (02018)	R230003 Curbside	3.50"	894145R91	4WD To 1968 Dana axle model 44.
		R230002 Roadside		894144R91	
4700	FA18 (02018)	R230003 Curbside	3.50"	894145R91	4WD To 1968 Dana axle model 44.
		R230002 Roadside		894144R91	
5000	FA71 (02071)	R230019 Curbside	4.438"	450062C91	2WD
		R230018 Roadside		450063C91	
	I50	R230019 Curbside		450062C91	
		R230018 Roadside		450063C91	
5500	FA60 (02060)	R230007 Curbside	3.88"	263499C91	2WD w/Manual steering.
		R230006 Roadside		263498C91	
	FA68 (02068), FA70 (02070), FA72 (02072), FA89 (02089)	R230007 Curbside		263499C91	
		R230006 Roadside		263498C91	
6000	FA51 (02051)	R230004 Roadside	3.88"	219403R91	4WD Dana axle.
	FA52 (02052)	R230004 Roadside			4WD Dana axle model 70F.
	FA69 (02069)	R230007 Curbside		263499C91	2WD
		R230006 Roadside		263498C91	
	FA73 (02073), FA74 (02074)	R230019 Curbside	4.438"	450062C91	
		R230018 Roadside		450063C91	
I60	R230019 Curbside		450062C91		
	R230018 Roadside		450063C91		
7000	FA97 (02097)	R230007 Curbside	3.88"	263499C91	2WD
		R230006 Roadside		263498C91	
7500	FA101 (02101), FA103 (02103)	R230019 Curbside	4.438"	450062C91	2WD
		R230018 Roadside		450063C91	
	FA65 (02065)	R230007 Curbside	3.88"	263499C91	2WD w/Manual steering.
		R230006 Roadside		263498C91	
	FA80 (02080), FA98 (02098), FA99 (02099)	R230007 Curbside		263499C91	2WD
		R230006 Roadside		263498C91	
FA91 (02091)	R230007 Curbside		263499C91	2WD Exc. C01950 w/power steering.	
	R230006 Roadside		263498C91		
I75	R230019 Curbside	4.438"	450062C91		
	R230018 Roadside		450063C91		

Additional Navistar Axles (Continued)

Tie Rod Ends (Continued)

AXLE RATING LBS.	AXLE CODE/YEAR	PART NO./LOCATION	STUD CTR TO ROD END	OEM REF	NOTES	
9000	FA100 (02100), FA102 (02102), FA105 (02105)	R230061 Curbside R230060 Roadside	4.875"	110363R92 110362R92	2WD Meritor axle FD900.	
	FA201 (02201)	R230061 Curbside R230060 Roadside		110363R92 110362R92		
	FA208 (02208), FA209 (02209)	R230061 Curbside R230060 Roadside		110363R92 110362R92		
12000	FA110 (02110), FA111 (02111)	R230061 Curbside R230060 Roadside	4.875"	110363R92 110362R92	2WD Meritor axle FE900. Meritor axle FE900.	
	FA115 (02115)	R230061 Curbside R230060 Roadside		110363R92 110362R92		2WD Exc. model DC0200 w/diesel engine.
	FA211 (02211)	R230061 Curbside R230060 Roadside		110363R92 110362R92		
	FA212 (02212), FA213 (02213)	R230061 Curbside R230060 Roadside		110363R92 110362R92	2WD	
	FA215 (02215)	R230061 Curbside R230060 Roadside		110363R92 110362R92		
	FA218 (02218)	R230061 Curbside R230060 Roadside		110363R92 110362R92		
	FA219 (02219)	R230061 Curbside R230060 Roadside		110363R92 110362R92		
	FA225 (02225), FA228 (02228), FA229 (02229)	R230069 Curbside R230068 Roadside		5.44"	507838C91 507837C91	2WD Meritor axle FF221.
	FA226 (02226)	R230069 Curbside R230068 Roadside			507838C91 507837C91	
	13000	FA401 (02401)		R230070 Curbside R230071 Roadside	5.75"	969056R91 969055R91
15000	FA132 (02132), FA133 (02133)	R230061 Curbside R230060 Roadside	4.875"	110363R92 110362R92	2WD Meritor axle FG900.	
16000	FA136 (02136), FA137 (02137)	R230070 Curbside R230071 Roadside	5.75"	969056R91 969055R91	2WD Meritor axle FH901.	
	FA231 (02231), FA237 (02237)	R230072 Roadside R230073 Curbside	7.37"	486354C91 486355C91	2WD Meritor Axle FL931. 2WD Meritor axle FL931.	
18000	FA182 (02182)	R230070 Curbside R230071 Roadside	5.75"	969056R91 969055R91	2WD Meritor axle FL901.	
	FA194 (02194)	R230067 Roadside		491665C91		4WD Meritor drive FDS1807. 1.25"-12 RH thread.
		R230077 Curbside		491666C91	4WD Meritor drive FDS1807. 1.25"-16 RH thread.	
		R230095 Roadside		592872C91		
	FA232 (02232), FA238 (02238)	R230073 Curbside R230072 Roadside		7.37"	486355C91 486354C91	2WD Meritor axle FL931.
20000	FA183 (02183)	R230070 Curbside R230071 Roadside	5.75"	969056R91 969055R91	2WD Meritor axle FL901.	
	FA233 (02233), FA239 (02239)	R230073 Curbside R230072 Roadside	7.37"	486355C91 486354C91	2WD Meritor axle FL931.	

NAVISTAR

Additional Navistar Axles (Continued)

Tie Rod Ends (Continued)

AXLE RATING LBS.	AXLE CODE/YEAR	PART NO./LOCATION	STUD CTR TO ROD END	OEM REF	NOTES
21000	FA195 (02195)	R230067 Roadside	5.75"	491665C91	4WD Meritor drive FDS1807. 1.25"-12 RH thread.
		R230077 Curbside		491666C91	4WD Meritor drive FDS1807. 1.25"-16 RH thread.
		R230095 Roadside		592872C91	4WD Meritor drive FDS1807. 1.25"-18 RH thread.

C1200 4WD

Tie Rod Ends

AXLE RATING LBS.	AXLE CODE/YEAR	PART NO./LOCATION	STUD CTR TO ROD END	OEM REF	NOTES
	1967-69	R230003 Curbside	3.50"	894145R91	w/FA18 axle.
		R230002 Roadside		894144R91	

CO/COF9670, Eagle

King Pin Kits

AXLE RATING LBS.	AXLE CODE/YEAR	PART NO./BUSHING	KING PIN SIZE	TYPE	OEM REF	NOTES
10800	FA341 (02341)	R200055	1.609" x 9.660"	A	493094C92	
12000	FA223 (02223)	R200195	1.794" x 10.392"	B	549800C91	Meritor axle FF941.
		R201307 Easy Steer			597556C91	
	FA226 (02226)	R200195			549800C91	Meritor axle FF931.
		R201307 Easy Steer			597556C91	
	FA234 (02234)	R201300	1.607" x 9.375"		577684C91	Meritor axle FF971. Center point steering.
	FA337 (02337), FA339 (02339)	R200074	1.609" x 9.660"		588808C91	
	FA340 (02340)	R200055	1.609" x 9.660"	A	493094C92	
16000	FA231 (02231)	R200198	1.999" x 11.212"	B	474520C91	Meritor axle FL931.
		R201312 Easy Steer			597258C91	
18000	FA232 (02232)	R200198	1.999" x 11.212"	B	474520C91	Meritor axle FL931.
		R201312 Easy Steer			597258C91	
24000	FA340 (02340)	R200055	1.609" x 9.660"	A	493094C92	Dual 12,000 lb. Navistar axles.

AXLE RATING LBS.	AXLE CODE/YEAR	PART NO./LOCATION	STUD CTR TO ROD END	OEM REF	NOTES
10800	FA341 (02341)	R230028 Curbside	9.18"	507835C91	Greaseable type.
		R230029 Roadside		507836C91	
12000	FA223 (02223)	R230069 Curbside	5.44"	507838C91	Meritor axle FF941.
		R230068 Roadside		507837C91	
	FA226 (02226)	R230069 Curbside	5.44"	507838C91	Meritor axle FF931.
		R230068 Roadside		507837C91	
	FA337 (02337), FA339 (02339), FA340 (02340)	R230230 Curbside	5.44"	506662C91	Drop end.
		R230231 Roadside		506661C91	
16000	FA231 (02231)	R230073 Curbside	7.37"	486355C91	Meritor axle FL931.
		R230072 Roadside		486354C91	
18000	FA232 (02232)	R230073 Curbside	7.37"	486355C91	Meritor axle FL931.
		R230072 Roadside		486354C91	
24000	FA340 (02340)	R230028 Curbside	9.18"	507836C91	Greaseable type.
		R230029 Roadside		507835C91	
24500	FA344 (02340)	R230028 Curbside	9.18"	507836C91	
		R230029 Roadside		507835C91	

Drag Links

AXLE RATING LBS.	AXLE CODE/YEAR	PART NUMBER	STUD CTR TO STUD CTR	OEM REF	NOTES
		R230073	7.37" Stud center to rod end	581063C91	End only. Use with 503523C91 (R250063).
		R250063	16.27"	503523C91	Includes 581063C91 (R230073) end.

CO4000, COF4000, COT4000

King Pin Kits

AXLE RATING LBS.	AXLE CODE/YEAR	PART NO./BUSHING	KING PIN SIZE	TYPE	OEM REF	NOTES
12000	FA112, FE970	R200156 Nylon	1.607" x 8.740"	B	303138C92	
	FA215	R200007	1.109" x 6.250"	A	69971R91 303139C91	
16000	FA136 (02136)	R200170	1.999" x 11.040"	B	303140C92	Meritor axle FH901.
		R200168 Nylon				
18000	FA182 (02182)	R200170 R200168 Nylon	1.999" x 11.040"	B	303140C92	Meritor axle FL901.

NAVISTAR

CO4000, COF4000, COT4000 (Continued)

Tie Rod Ends

AXLE RATING LBS.	AXLE CODE/YEAR	PART NO./LOCATION	STUD CTR TO ROD END	OEM REF	NOTES
9000	FA109 (02109)	R230028 Curbside	9.18"	377636C91	Greaseable type from 1970.
		R230029 Roadside		377635C91	
12000	FA112	R230070 Curbside	5.75"	969056R91	
		R230071 Roadside		969055R91	
	FA119 (02119)	R230028 Curbside	9.18"	377636C91	
		R230029 Roadside		377635C91	
FA215 (02215)	R230061 Curbside	4.875"	110363R92		
	R230060 Roadside		110362R92		
16000	FA136 (02136)	R230070 Curbside	5.75"	969056R91	Meritor axle FH901.
		R230071 Roadside		969055R91	
18000	FA182 (02182)	R230070 Curbside	5.75"	969056R91	Meritor axle FL901.
		R230071 Roadside		969055R91	

COF5870

King Pin Kits

AXLE RATING LBS.	AXLE CODE/YEAR	PART NO./BUSHING	KING PIN SIZE	TYPE	OEM REF	NOTES
16000	FA231 (02231)	R200198	1.999" x 11.212"	B	474520C91	Meritor axle FH901.
		R201312 Easy Steer			597258C91	
	FL941 (02231)	R201312 Easy Steer				
18000, 20000	FA232 (02231), FA233 (02233)	R200198	1.999" x 11.212"	B	474520C91	Meritor axle FL931.
		R201312 Easy Steer			597258C91	
	FL941 (02232), (02233)	R201312 Easy Steer				
24000	FA242 (02242)	R200042	1.609" x 9.660"	B	399942C93	Dual 12,000 lb. Navistar axles.
		R200073			1658934C93	
	I120 Dual	R200078 Easy Steer			1658934C93	
32000	FA241 (02241)	R200198	1.999" x 11.212"	B	474520C91	Dual Meritor 16,000 lb. FL931 axles.
		R201312 Easy Steer			597258C91	
	FL941 (02241)	R201312 Easy Steer				

Tie Rod Ends

AXLE RATING LBS.	AXLE CODE/YEAR	PART NO./LOCATION	STUD CTR TO ROD END	OEM REF	NOTES
16000, 18000, 20000, 32000	FL941	R230073 Curbside	7.37"	486355C91	Meritor axle codes 02231, 02232, 02233, 02241.
		R230072 Roadside		486354C91	
21000	FDS1805 (02195)	R230077 Curbside	5.75"	491666C91	After 2/2/83. 1.25"-16 RH thread.
		R230095 Roadside		592872C91	After 2/2/83. 1.25"-18 RH thread.
		R230067 Roadside		491665C91	Before 2/2/83. 1.25"-12 RH thread.
24000	I120 (02242)	R230028 Curbside	9.18"	1649638C91	Spicer axle code 02242.
		R230029 Roadside		1649637C91	

Cargostar Models C01610, C01630, C01710, C01730, C01750, C01810, C0F1810, C01830, C01850, C01910, C0F1910, C01950, C0F1950

King Pin Kits

AXLE RATING LBS.	AXLE CODE/YEAR	PART NO./BUSHING	KING PIN SIZE	TYPE	OEM REF	NOTES
6000	FA74 (02074)	R200052	1.359" x 7.968"	A	473695C91	
7000	FA99 (02099)	R200003	1.234" x 7.656"	A	61556R91	
7500	FA103 (02103)	R200052	1.359" x 7.968"	A	473695C91	
	FA99 (02099)	R200003	1.234" x 7.656"		61556R91	
9000	FA109 (02109)	R200034	1.480" x 8.866"	B	408547C93	
		R200054	1.484" x 8.866"	A	493092C91	
	FA209 (02209)	R200142	1.434" x 8.500"	B	303136C92	
	FA309 (02309)	R200057	1.609" x 9.160"	A	493095C91	
10800	FA329 (02329)	R200042	1.609" x 9.660"	B	399942C93	
		R200055		A	493094C92	
12000	FA139 (02139)	R200055	1.609" x 9.660"	A	493094C92	
	FA219 (02219)	R200172	1.794" x 9.120"	B	303139C92	
	FA339 (02339)	R200042	1.609" x 9.660"		399942C93	
		R200055		A	493094C92	
16000	FA136 (02136)	R200170	1.999" x 11.040"	B	303140C92	Meritor axle FH901.
		R200168 Nylon				
	FA231 (02231)	R200198	1.999" x 11.212"		474520C91	Meritor axle FL931.
18000	FA232 (02232)	R201312 Easy Steer			597258C91	
		R200198	1.999" x 11.212"	B	474520C91	Meritor axle FL931.
		R201312 Easy Steer			597258C91	

Tie Rod Ends

AXLE RATING LBS.	AXLE CODE/YEAR	PART NO./LOCATION	STUD CTR TO ROD END	OEM REF	NOTES
6000	FA69 (02069)	R230007 Curbside	3.88"	263499C91	
		R230006 Roadside		263498C91	
	FA74 (02074)	R230019 Curbside	4.438"	450062C91	
		R230018 Roadside		450063C91	
7000	FA99 (02099)	R230007 Curbside	3.88"	263499C91	
		R230006 Roadside		263498C91	
7500	FA103 (02103)	R230019 Curbside	4.438"	450062C91	
		R230018 Roadside		450063C91	
	FA99 (02099)	R230007 Curbside	3.88"	263499C91	
		R230006 Roadside		263498C91	
9000	FA109 (02109), FA309 (02309)	R230069 Curbside	5.44"	507838C91	
		R230068 Roadside		507837C91	
	FA209 (02209)	R230061 Curbside	4.875"	110363R92	
	R230060 Roadside	110362R92			
10800	FA329	R230069 Curbside	5.44"	507838C91	
		R230068 Roadside		507837C91	
12000	FA139 (02139), FA339 (02139)	R230069 Curbside	5.44"	507838C91	
		R230068 Roadside		507837C91	
	FA219 (02219)	R230061 Curbside	4.875"	110363R92	
	R230060 Roadside	110362R92			

NAVISTAR

Cargostar Models C01610, C01630, C01710, C01730, C01750, C01810, C0F1810, C01830, C01850, C01910, C0F1910, C01950, C0F1950 (Continued)

Tie Rod Ends (Continued)

16000	FA136 (02136)	R230070 Curbside R230071 Roadside	5.75"	969056R91 969055R91	Meritor axle FH901.
	FA231 (02231)	R230073 Curbside R230072 Roadside	7.37"	486355C91 486354C91	Meritor axle FL931.
18000	FA232 (02232)	R230073 Curbside R230072 Roadside	7.37"	486355C91 486354C91	Meritor axle FL931.

D400, DC400, DCF400, DCF400M, DF400, D405, DC405, DCF405, DCT405, DF405, DT405

King Pin Kits

AXLE RATING LBS.	AXLE CODE/YEAR	PART NO./BUSHING	KING PIN SIZE	TYPE	OEM REF	NOTES
12000	FA139 (02139)	R200042	1.609" x 9.660"	B	399942C93	
	FA215 (02215), FA218 (02218)	R200172	1.794" x 9.120"		303139C92	
	FA228 (02228)	R200193	1.794" x 10.410"		452344C91	Meritor axle FF921.
16000	FA136 (02136)	R200170 R200168 Nylon	1.999" x 11.040"	B	303140C92	Meritor axle FH901.
18000	FA182 (02182)	R200170 R200168 Nylon	1.999" x 11.040"	B	303140C92	Meritor axle FL901.

Tie Rod Ends

AXLE RATING LBS.	AXLE CODE/YEAR	PART NO./LOCATION	STUD CTR TO ROD END	OEM REF	NOTES
12000	FA119 (02119)	R230028 Curbside	9.18"	447095C91	From chassis numbers G297629, Y17500. Greaseable type.
		R230029 Roadside		447094C91	
	FA139 (02139)	R230028 Curbside		447095C91	Greaseable type.
		R230029 Roadside		447094C91	
FA215 (02215), FA218 (02218)	R230061 Curbside	4.875"	110363R92		
	R230060 Roadside		110362R92		
FA228 (02228)	R230069 Curbside	5.44"	438369C91	Meritor axle FF921.	
	R230068 Roadside		438368C91		
16000	FA136 (02136)	R230070 Curbside R230071 Roadside	5.75"	969056R91 969055R91	Meritor axle FH901.
18000	FA182 (02182)	R230070 Curbside R230071 Roadside	5.75"	969056R91 969055R91	Meritor axle FL901.

Fleetstar Models 1900, F1900, T1900, F1900A, 1910A, 1950, F1950, T1950, 2000, F2000, T2000, 2010A, F2010A, 2050A, F2050A, 2070A, F2070A, 2110A

King Pin Kits

AXLE RATING LBS.	AXLE CODE/YEAR	PART NO./BUSHING	KING PIN SIZE	TYPE	OEM REF	NOTES
7000	FA91 (02091), FA98 (02098)	R200003	1.234" x 7.656"	A	61556R91	
7500	FA101(02101)	R200052	1.359" x 7.968"	A	473695C91	
	FA91 (02091), FA98 (02098)	R200003	1.234" x 7.656"		61556R91	
9000	FA105 (02105)	R200142	1.434" x 8.500"	B	363136C92	Meritor axle FD900.
	FA109 (02109)	R200034	1.480" x 8.866"		408547C93	
		R200054	1.484" x 8.866"	A	493092C91	
	FA309 (02309)	R200057	1.609" x 9.160"		493095C91	
		R200042	1.609" x 9.660"	B	399942C93	
		R200078 Easy Steer			1658934C91	
10800	FA329 (02329)	R200042	1.609" x 9.660"	B	399942C93	
		R200055		A	493094C92	
		R200074		B	588808C91	Contains lubrication fittings.
		R200078 Easy Steer			1658934C91	
12000	FA139 (02139)	R200042	1.609" x 9.660"	B	399942C93	
		R200055	1.609" x 9.660"	A	493094C92	
		R200078 Easy Steer	1.609" x 9.660"	B	1658934C91	
	FA211 (02211), FA215 (02215)	R200172	1.794" x 9.120"		303139C92	
	FA228 (02228)	R200193	1.794" x 10.410"		452344C91	Meritor axle FF921.
	FA339 (02339)	R200042	1.609" x 9.660"		399942C93	
		R200055	1.609" x 9.660"	A	493094C92	
		R200078 Easy Steer	1.609" x 9.660"	B	1658934C91	
16000	FA136 (02136)	R200170	1.999" x 11.040"	B	303140C92	Meritor axle FH901.
		R200168 Nylon				
	FA231 (02231)	R200198	1.999" x 11.212"		474520C91	
		R201312 Easy Steer			597258C91	
18000	FA182 (02182)	R200170	1.999" x 11.040"	B	303140C92	Meritor axle FL901.
		R200168 Nylon				
	FA232 (02232)	R200198	1.999" x 11.212"		474520C91	Meritor axle FL931.
		R201312 Easy Steer			597258C91	

NAVISTAR

Fleetstar Models 1900, F1900, T1900, F1900A, 1910A, 1950, F1950, T1950, 2000, F2000, T2000, 2010A, F2010A, 2050A, F2050A, 2070A, F2070A, 2110A (Continued)

Tie Rod Ends

AXLE RATING LBS.	AXLE CODE/YEAR	PART NO./LOCATION	STUD CTR TO ROD END	OEM REF	NOTES
7000	FA91 (02091), FA98 (02098)	R230007 Curbside	3.88"	263499C91	
		R230006 Roadside		263498C91	
7500	FA101 (02101)	R230019 Curbside	4.438"	450062C91	
		R230018 Roadside		450063C91	
	FA91 (02091), FA98 (02098)	R230007 Curbside	3.88"	263499C91	
		R230006 Roadside		263498C91	
9000	FA105 (02105)	R230061 Curbside	4.875"	110363R92	
		R230060 Roadside		110362R92	
	FA109 (02109), FA309 (02309)	R230028 Curbside	9.18"	447095C91	Greaseable type.
10800	FA329 (02329)	R230028 Curbside	9.18"	447095C91	Greaseable type.
		R230029 Roadside		447094C91	
12000	FA119 (02119), FA139 (02139), FA339 (02339)	R230028 Curbside	9.18"	447095C91	Greaseable type.
		R230029 Roadside		447094C91	
	FA211 (02211), FA215 (02215)	R230061 Curbside	4.875"	110363R92	
		R230060 Roadside		110362R92	
	FA228 (02228)	R230069 Curbside	5.44"	438369C91	Meritor axle FF921.
		R230068 Roadside		438368C91	
16000	FA136 (02136)	R230070 Curbside	5.75"	969056R91	Meritor axle FH901.
		R230071 Roadside		969055R91	
	FA231 (02231)	R230073 Curbside	7.37"	486355C91	
		R230072 Roadside		486354C91	
18000	FA182 (02182)	R230070 Curbside	5.75"	969056R91	Meritor axle FL901.
		R230071 Roadside		969055R91	
	FA232 (02232)	R230073 Curbside	7.37"	486355C91	Meritor axle FL931.
		R230072 Roadside		486354C91	

Loadstar and School Bus Models 1600, C01600, F1600, 1700, C01700, F1700, 1750, C01750, 1800, C01800, F1800, 1850, C01850, F1850, 1890

King Pin Kits

AXLE RATING LBS.	AXLE CODE/YEAR	PART NO./BUSHING	KING PIN SIZE	TYPE	OEM REF	NOTES
5000	FA71 (02071)	R200052	1.359" x 7.968"	A	473695C91	
		R200268	1.359" x 7.970"	B	1660271C92	
5500	FA89 (02089)	R200003	1.234" x 7.656"	A	61556R91	
6000	FA73 (02073)	R200052	1.359" x 7.968"	A	473695C91	
		R200268	1.359" x 7.970"	B	1660271C92	
7000	FA91 (02091), FA98 (02098)	R200003	1.234" x 7.656"	A	61556R91	
7500	FA101 (02101)	R200052	1.359" x 7.968"	A	473695C91	
		R200268	1.359" x 7.970"	B	1660271C92	
9000	FA105 (02105)	R200142	1.434" x 8.500"	B	303136C92	Meritor axle FD900.
	FA109 (02109)	R200034	1.480" x 8.866"		408547C91	
		R200054	1.484" x 8.866"	A	493092C91	
	FA208 (02208)	R200142	1.434" x 8.500"	B	303136C92	
	FA309 (02309)	R200057	1.609" x 9.160"	A	493095C91	
		R200042	1.609" x 9.660"	B	399942C93	
10500, 10800	FA329 (02329)	R200042	1.609" x 9.660"	B	399942C93	
		R200055		A	493094C92	
12000	FA139 (02139), FA339 (02339)	R200042	1.609" x 9.660"	B	399942C93	
		R200055		A	493094C92	
	FA215 (02215), FA218 (02218)	R200172	1.794" x 9.120"	B	303139C92	
	FA228 (02228)	R200193	1.794" x 10.410"		452344C91	Meritor axle FF921.
16000	FA136 (02136)	R200170	1.999" x 11.040"	B	303140C92	Meritor axle FH901.
		R200168 Nylon				

Tie Rod Ends

AXLE RATING LBS.	AXLE CODE/YEAR	PART NO./LOCATION	STUD CTR TO ROD END	OEM REF	NOTES
5000	FA68 (02068)	R230007 Curbside	3.88"	463499C91	
		R230006 Roadside		263498C91	
	FA71 (02071)	R230019 Curbside	4.438"	450062C91	
		R230018 Roadside		450063C91	
5500	FA72 (02072), FA89 (02089)	R230007 Curbside	3.88"	463499C91	
		R230006 Roadside		263498C91	
6000	FA73 (02073)	R230019 Curbside	4.438"	450062C91	
		R230018 Roadside		450063C91	
7000	FA91 (02091), FA98 (02098)	R230007 Curbside	3.88"	463499C91	
		R230006 Roadside		263498C91	
7500	FA101 (02101)	R230019 Curbside	4.438"	450062C91	
		R230018 Roadside		450063C91	
	FA91 (02091), FA98 (02098)	R230007 Curbside	3.88"	463499C91	
		R230006 Roadside		263498C91	
9000	FA105 (02105)	R230061 Curbside	4.875"	110363R92	Meritor axle FD900.
		R230060 Roadside		110362R92	
	FA109 (02109), FA309 (02309)	R230028 Curbside	9.18"	447095C91	Greaseable type.
		R230029 Roadside		447094C91	
	FA208 (02208)	R230061 Curbside	4.875"	110363R92	
R230060 Roadside		110362R92			

NAVISTAR

Loadstar and School Bus Models 1600, C01600, F1600, 1700, C01700, F1700, 1750, C01750, 1800, C01800, F1800, 1850, C01850, F1850, 1890 (Continued)

Tie Rod Ends (Continued)

AXLE RATING LBS.	AXLE CODE/YEAR	PART NO./LOCATION	STUD CTR TO ROD END	OEM REF	NOTES
10500, 10800	FA329 (02329)	R230028 Curbside	9.18"	447095C91	Greaseable type.
		R230029 Roadside		447094C91	
12000	FA139 (02139), FA339 (02339)	R230028 Curbside	9.18"	447095C91	Greaseable type.
		R230029 Roadside		447094C91	
	FA215 (02215), FA218 (02218)	R230061 Curbside	4.875"	110363R92	
		R230060 Roadside		110362R92	
FA228 (02228)	R230069 Curbside	5.44"	438369C91	Meritor axle FF921.	
	R230068 Roadside		438368C91		
16000	FA136 (02136)	R230070 Curbside	5.75"	969056R91	Meritor axle FH901.
		R230071 Roadside		969055R91	

M1400, 1452, 1652, M1600

King Pin Kits

AXLE RATING LBS.	AXLE CODE/YEAR	PART NO./BUSHING	KING PIN SIZE	TYPE	OEM REF	NOTES
6000	I60 (02ADA)	R200268	1.359" x 7.970"	B	1660271C92	
8000	I80 (02ADB)	R200268	1.359" x 7.970"	B	1660271C92	
16000	FA231 (02231)	R200198	1.999" x 11.212"	B	474520C91	
		R201312 Easy Steer			597258C91	

Tie Rod Ends

AXLE RATING LBS.	AXLE CODE/YEAR	PART NO./LOCATION	STUD CTR TO ROD END	OEM REF	NOTES
10000	I100S (02ADC)	R230069 Curbside	5.44"	507838C91	w/126"-225" WB.
		R230068 Roadside		507837C91	
		R230028 Curbside	9.18"	1649638C91	w/226"-280" WB.
		R230029 Roadside		1649637C91	
12000	I120S (02ADD)	R230069 Curbside	5.44"	507838C91	w/126"-225" WB.
		R230068 Roadside		507837C91	
		R230028 Curbside	9.18"	1649638C91	w/226"-280" WB.
		R230029 Roadside		1649637C91	
	SDA12 (02083)	R230061 Curbside	4.875"	110363R92	
		R230060 Roadside		110362R92	
16000	FA231 (02231)	R230073 Curbside	7.37"	590583C91	
		R230072 Roadside		590584C91	

Drag Links

AXLE RATING LBS.	AXLE CODE/YEAR	PART NUMBER	STUD CTR TO STUD CTR	OEM REF	NOTES
6000	I60 (02ADA)	R250113	17.47"	F1215	
8000	I80 (02ADB)	R250113	17.47"	F1215	
16000	FA231 (02231)	R250113	17.47"	1661867C91	

PAYSTAR MODELS 5010, F5010, 5050, F5050, F5050SF, F5050SF-LW, 5070, F5070, F5070SF, F5070SF-LW, C05370, C0F5370

King Pin Kits

AXLE RATING LBS.	AXLE CODE/YEAR	PART NO./BUSHING	KING PIN SIZE	TYPE	OEM REF	NOTES
12000	FA139 (02139)	R200042	1.609" x 9.660"	B	399942C93	Before 1981.
	FA339 (02339)	R200042				
		R200055		A	493094C92	
		R200074		B	588808C91	From 1981.
		R200078 Easy Steer				
16000	FA136 (02136)	R200170	1.999" x 11.040"	B	303140C92	Meritor axle FH901.
		R200168 Nylon				
	FA231 (02231)	R200198	1.999" x 11.212"	474520C91	597258C91	Meritor axle FH901 before 1981. Meritor axle FL931 from 1981. Meritor axle FL941 from Feb. 1981.
		R201312 Easy Steer				
16000, 18000, 20000	I160S (02ADH), I180S (02ADJ), I200S (02ADK)	R200279	2.046" x 11.00"	B	1685405C91	
18000	FA182 (02182)	R200170	1.999" x 11.040"	B	303140C92	Meritor axle FL901.
		R200168 Nylon				
	FA232 (02232), FA238 (02238)	R200198	1.999" x 11.212"	474520C91	597258C91	Meritor axle FL931. Meritor axle FL941 from Feb. 1981.
	R201312 Easy Steer					
20000	FA183 (02183)	R200170	1.999" x 11.040"	B	303140C92	Meritor axle FL901.
		R200168 Nylon				
	FA233 (02233), FA239 (02239)	R200198	1.999" x 11.212"	474520C91	597258C91	Meritor axle FL931. Meritor axle FL941 from Feb. 1981.
	R201312 Easy Steer					

NAVISTAR

PAYSTAR MODELS 5010, F5010, 5050, F5050, F5050SF, F5050SF-LW, 5070, F5070, F5070SF, F5070SF-LW, C05370, C0F5370 (CONTINUED)

Tie Rod Ends

AXLE RATING LBS.	AXLE CODE/YEAR	PART NO./LOCATION	STUD CTR TO ROD END	OEM REF	NOTES
12000	FA136 (02136)	R230070 Curbside	5.75"	969056R91	Meritor axle FH901.
		R230071 Roadside		969055R91	
	FA136 (02139), FA339 (02339)	R230028 Curbside	9.18"	507836C91	Greaseable type.
		R230029 Roadside		507835C91	
1120 (02339)	R230028 Curbside		1649638C91		
	R230029 Roadside		1649637C91		
16000	FA136 (02136)	R230070 Curbside	5.75"	969056R91	Meritor axle FH901.
		R230071 Roadside		969055R91	
	FA231 (02231)	R230073 Curbside	7.37"	486355C91	Meritor axle FH901 before 1981.
		R230072 Roadside		486354C91	Meritor axle FL931 from 1981.
18000	FA182 (02182)	R230070 Curbside	5.75"	969056R91	Meritor axle FL901.
		R230071 Roadside		969055R91	
	FA194 (02194)	R230067 Roadside		491665C91	Meritor axle FDS1807 to 7/27/82. 1.25"-12 RH thread.
		R230095 Roadside		592872C91	Meritor axle FDS1807 to 7/27/82. 1.25"-18 RH thread.
		R230077 Curbside		491666C91	Meritor axle FDS1807. 1.25"-16 RH thread.
	FA232 (02232), FA238 (02238)	R230073 Curbside	7.37"	486355C91	Meritor axle FL931.
R230072 Roadside		486354C91			
21000	FA196 (02196) (02ERA)	R230067 Roadside	5.75"	491665C91	Meritor axle FDS1807 to 7/27/82. 1.25"-12 RH thread.
		R230095 Roadside		592872C91	Meritor axle FDS1807 to 7/27/82. 1.25"-18 RH thread.
		R230077 Curbside		491666C91	Meritor axle FDS1807. 1.25"-16 RH thread.

S-Series Heavy Duty Models 2275, F2275, 2276, F2276, 2375, F2375, 2524, F2524, 2554, F2554, 2574, F2574, 2575, F2575, 2624, F2624, 2654, F2654, 2674, F2674, 2675, F2675

King Pin Kits

AXLE RATING LBS.	AXLE CODE/YEAR	PART NO./BUSHING	KING PIN SIZE	TYPE	OEM REF	NOTES	
7000	FA97 (02097)	R200003	1.234" x 7.656"	A	61556R91		
9000	FA309 (02309)	R200057	1.609" x 9.160"	A	493095C91		
		R200073	1.609" x 9.160"	B	586809C91	Before August 1981.	
		R200074	1.609" x 9.660"	B	588808C91	From August 1981. Contains lubrication fittings.	
	I90 (02309)	R200073	1.609" x 9.160"	B	586809C91	From February 1981.	
10800	FA329 (02329)	R200042	1.609" x 9.660"	B	399942C93	Before August 1981.	
		R200074			588808C91	From August 1981. Contains lubrication fittings.	
		FA341 (02341)	R200055	A	493094C92	From August 1981.	
	I108 (02329)	R200074	1.609" x 9.660"	B	588808C91	Contains lubrication fittings.	
		R200078 Easy Steer			1658934C92		
12000	EFA12 (02250)	R200269	1.625" x 9.195"	A	ETN0806355		
		R200267 Easy Steer					
	FA226 (02226)	R200195	R201307 Easy Steer	1.794" x 10.392"	B	549800C91	Meritor axles FF931, FF941.
						597556C91	
						1665531C91	Meritor axles FF931, FF941.
	FA336 (02336), FA337 (02337)	R200074	R200078 Easy Steer	1.609" x 9.660"	B	588808C91	Contains lubrication fittings.
		1658934C92					
	FA338 (02338)	R200074				588808C91	Contains lubrication fittings.
	FA339 (02339)	R200042	R200074	1.609" x 9.660"	B	399942C93	Before August 1981.
						588808C91	From August 1981. Contains lubrication fittings.
FA340 (02340)	R200055	R200078 Easy Steer	1.609" x 9.660"	A	493094C92		
			1.609" x 9.660"	B	1658934C92		
FF961 (02ARA)		R201315 Easy Steer	1.794" x 10.392"		1665531C91		
13200	FF942 (02227)	R201307 Easy Steer	1.794" x 10.392"	B	597556C91	Meritor axle FF942NX31.	
		R201315 Easy Steer			1665531C91	Meritor axle FF942NX609.	
16000	FA231 (02231)	R200198	1.999" x 11.212"	B	474520C91	FH901, FL931 from August 1981.	
		R201312 Easy Steer			597258C91	Meritor axle FL941.	
16000, 18000, 20000	I160S (02ADH)	R200279	2.046" x 11.00"	B	1685405C91		
18000	FA232 (02232)	R200198	1.999" x 11.212"	B	474520C91	Meritor axles FL931, FL941.	
		R201312 Easy Steer			597258C91		
20000	FA233 (02233)	R200198	1.999" x 11.212"	B	474520C91	Meritor axles FL931, FL941.	
		R201312 Easy Steer			597258C91		
24000	FA248 (02248)	R200055	1.609" x 9.660"	A	493094C92	To February 1981.	
		R200078 Easy Steer		B	1658934C92	From February 1981.	

NAVISTAR

S-Series Heavy Duty Models 2275, F2275, 2276, F2276, 2375, F2375, 2524, F2524, 2554, F2554, 2574, F2574, 2575, F2575, 2624, F2624, 2654, F2654, 2674, F2674, 2675, F2675
(Continued)

Tie Rod Ends

AXLE RATING LBS.	AXLE CODE/YEAR	PART NO./LOCATION	STUD CTR TO ROD END	OEM REF	NOTES	
7000	FA97 (02097)	R230007 Curbside	3.88"	263499C91		
		R230006 Roadside		263498C91		
9000	FA309 (02309)	R230028 Curbside	9.18"	507836C91	Greaseable type.	
		R230029 Roadside		507835C91		
	I90 (02309)	R230028 Curbside		1649638C91		
		R230029 Roadside		1649637C91		
10800	FA329 (02329), FA341 (02341)	R230028 Curbside	9.18"	507836C91		
		R230029 Roadside		507835C91		
	I108 (02329)	R230028 Curbside		1649638C91		
		R230029 Roadside		1649637C91		
12000	E1200I (02AED)	R230139 Curbside	6.00"	817019		
		R230140 Roadside		817018		
	EFA12 (02250)	R230069 Curbside	5.44"	507838C91		
		R230068 Roadside		507837C91		
	FA226 (02226)	R230069 Curbside	507838C91	507837C91	Meritor axle FF931.	
		R230068 Roadside				
	FA336 (02336)	R230230 Curbside	506662C91	506661C91	For dropped I-beam.	
		R230231 Roadside				
	FA337 (02337)	R230028 Curbside	9.18"	1649638C91	1649637C91	For straight I-beam.
		R230029 Roadside				
FA338 (02338)	R230230 Curbside	5.44"	506662C91	506661C91	Drop-end type.	
	R230231 Roadside					
FA339 (02339), FA340 (23040)	R230028 Curbside	9.18"	507836C91	507835C91	Greaseable type.	
	R230029 Roadside					
16000	FA231 (02231)	R230073 Curbside	7.37"	486355C91	Meritor axle FH901 to August 1981.	
		R230072 Roadside		486354C91		Meritor axle FL931 from August 1981.
18000	FA232 (02232)	R230073 Curbside	7.37"	486355C91	Meritor axle FL931.	
		R230072 Roadside		486354C91		
20000	FA233 (02233)	R230073 Curbside	7.37"	486355C91	Meritor axle FL931.	
		R230072 Roadside		486354C91		
24000	FA248 (02248)	R230028 Curbside	9.18"	1649638C91		
		R230029 Roadside		1649637C91		

S-Series Heavy Duty Models 2275, F2275, 2276, F2276, 2375, F2375, 2524, F2524, 2554, F2554, 2574, F2574, 2575, F2575, 2624, F2624, 2654, F2654, 2674, F2674, 2675, F2675 (Continued)

[Drag Links](#)

AXLE RATING LBS.	AXLE CODE/YEAR	PART NUMBER	STUD CTR TO STUD CTR	OEM REF	NOTES
		R230051	5.50" Stud center to rod end	486807C91	End only. Use with R250335, R250340.
		R250066	16.84"	489023C91	For steering code 05057.1600.
		R250335	17.13"	493652C91	For steering codes 05344, exc. models F2624, F2654, F2674. Includes end 486807C91 (R230051).
		R250340	17.37"	490425C91	For steering codes 05337, 05338, exc. models 2624, F2624, 2654, F2654, 2674, F2674. Includes end 486407C91 (R230051).
		R250051	18.14"	480645C92	For steering codes 05057, 05058, 05171, 05318, 05319, 05332, 05333, 05334, 05335, 05336, 05339, 05342, exc. models F2624, F2625, F2654, F2674.

S-Series Heavy Duty Models 2554, 2574, 2654, 2674 (Built 1989 and Later)

[King Pin Kits](#)

AXLE RATING LBS.	AXLE CODE/YEAR	PART NO./BUSHING	KING PIN SIZE	TYPE	OEM REF	NOTES
12000	FF961 (02ARA)	R201315 Easy Steer	1.794" x 10.392"	B	1665531C91	
13200	FA227 (02227)	R200195	1.794" x 10.392"	B	549800C91	
		R201307 Easy Steer			597556C91	
		R201315 Easy Steer			1665531C91	
	FF942 (02227)	R201307 Easy Steer	597556C91			
		R201315 Easy Steer	1665531C91			
16000, 18000, 20000	FA231 (02231), FA232 (02232), FA233 (02233), FL941 (02231)	R200198	1.999" x 11.212"	B	474520C91	
		R201312 Easy Steer			597258C91	

NAVISTAR

S-Series Heavy Duty Models 2275, F2275, 2276, F2276, 2375, F2375, 2524, F2524, 2554, F2554, 2574, F2574, 2575, F2575, 2624, F2624, 2654, F2654, 2674, F2674, 2675, F2675 (Continued)

Tie Rod Ends

AXLE RATING LBS.	AXLE CODE/YEAR	PART NO./LOCATION	STUD CTR TO ROD END	OEM REF	NOTES
10000	I100S (02ADC)	R230069 Curbside	5.44"	507838C91	w/126"-225" WB.
		R230068 Roadside		507837C91	
		R230028 Curbside	9.18"	1649638C91	w/226"-280" WB.
		R230029 Roadside		1649637C91	
12000	I120S (02ADD)	R230028 Curbside	9.18"	1649638C91	w/226"-280" WB.
		R230029 Roadside		1649637C91	
	I120S (02ADD), FF961 (02ARA)	R230069 Curbside	5.44"	507838C91	w/126"-225" WB.
		R230068 Roadside		507837C91	
	I120S (02ADG)	R230416 Curbside	9.43"	1668410C91	
		R230415 Roadside		1668409C91	
13200	FA227, FF942 (02227)	R230069 Curbside	5.44"	507838C91	
		R230068 Roadside		507837C91	
14000	I140S (02ADE)	R230069 Curbside	5.44"	1668408C91	
		R230068 Roadside		1668407C91	

Drag Links

AXLE RATING LBS.	AXLE CODE/YEAR	PART NUMBER	STUD CTR TO STUD CTR	OEM REF	NOTES
		R250112	17.68"	1661437C92	Used on 05PTA, 05PRH (2500).
		R250051	18.14"	480645C92	Used on 05PTB 2004 LH P/S.

S-Series Medium Duty Models 1624, 1654, 1658, 1723, 1724, 1753, 1754, 1758, 1823, 1824, 1853, 1854, 1858, 1924, F1924, 1925, 1954, F1954, 1955, 1958, 2125, F2125, 2155

King Pin Kits

AXLE RATING LBS.	AXLE CODE/YEAR	PART NO./BUSHING	KING PIN SIZE	TYPE	OEM REF	NOTES
5000	FA71, 150 (02071)	R200052	1.359" x 7.968"	A	473695C91	
		R200268	1.359" x 7.970"	B	1660271C92	
6000	FA73, 160 (02073)	R200052	1.359" x 7.968"	A	473695C91	
		R200268	1.359" x 7.970"	B	1660271C92	
7500	FA101, 175 (02101)	R200052	1.359" x 7.968"	A	473695C91	
		R200268	1.359" x 7.970"	B	1660271C92	
8000	FA104, 180 (02104)	R200052	1.359" x 7.968"	A	473695C91	
		R200268	1.359" x 7.970"	B	1660271C92	
9000	FA109 (02109)	R200034	1.480" x 8.866"	B	408547C93	
		R200054	1.484" x 8.866"	A	493092C91	
	FA118 (02118)	R200042	1.609" x 9.660"	B	399942C93	Before 1981.
		R200055		A	493094C92	
		R200074		B	588808C91	From 1981. Contains lubrication fittings.
		R200078 Easy Steer			1658934C92	
	FA309, FA242 (02309)	R200057	1.609" x 9.160"	A	493095C91	
		R200073		B	586809C91	
	I90 (02309)	R200073				
		R200078 Easy Steer	1.609" x 9.660"		1658934C92	
10800	FA127 (02127)	R200042	1.609" x 9.660"	B	399942C93	Before 1981.
		R200055		A	493094C92	
		R200074		B	588808C91	From 1981. Contains lubrication fittings.
		R200078 Easy Steer			1658934C92	
	FA329, FA337 (02329)	R200042			399942C93	
		R200078 Easy Steer			1658934C92	
	I108 (02329)	R200074			588808C91	
R200078 Easy Steer				1658934C92		
12000	FA139 (02139)	R200042	1.609" x 9.660"	B	399942C93	Before 1981.
		R200055		A	493094C92	
		R200074		B	588808C91	From 1981. Contains lubrication fittings.
		R200078 Easy Steer			1658934C92	
	FA223 (02223)	R200195	1.794" x 10.392"		549800C91	
		R201307 Easy Steer			597556C91	
		R201315 Easy Steer			1665531C91	
	FA226 (02226)	R200195			549800C91	Meritor axle FF941.
		R201307 Easy Steer			597556C91	
		R201315 Easy Steer			1665531C91	
	FA227 (02227)	R200195			549800C91	Meritor axle FF942.
		R201307 Easy Steer			597556C91	
		R201315 Easy Steer			1665531C91	
	FA339 (02339)	R200042	1.609" x 9.660"		399942C93	
		R200078 Easy Steer			1658934C92	
	I120 (02339)	R200074			588808C91	
		R200078 Easy Steer			1658934C92	

NAVISTAR

S-Series Medium Duty Models 1624, 1654, 1658, 1723, 1724, 1753, 1754, 1758, 1823, 1824, 1853, 1854, 1858, 1924, F1924, 1925, 1954, F1954, 1955, 1958, 2125, F2125, 2155 (Continued)

King Pin Kits (Continued)

AXLE RATING LBS.	AXLE CODE/YEAR	PART NO./BUSHING	KING PIN SIZE	TYPE	OEM REF	NOTES
13200	FA227 (02227)	R200195	1.794" x 10.392"	B	549800C91	Meritor axles FF931, FF942.
		R201307 Easy Steer			597556C91	
		R201315 Easy Steer			1665531C91	
14000	FA342 (02342)	R200042	1.609" x 9.660"	B	399942C93	Before 1981. From 1981. Contains lubrication fittings.
		R200074			588808C91	
		R200078 Easy Steer			1658934C92	
16000	FA231 (02231)	R200198	1.999" x 11.212"	B	474520C91	Meritor axle FL941.
		R201312 Easy Steer			597258C91	
18000	FA232 (02232)	R200198	1.999" x 11.212"	B	474520C91	Meritor axle FL941.
		R201312 Easy Steer			597258C91	
20000	FA233 (02233)	R200198	1.999" x 11.212"	B	474520C91	Meritor axle FL941.
		R201312 Easy Steer			597258C91	

Tie Rod Ends

AXLE RATING LBS.	AXLE CODE/YEAR	PART NO./LOCATION	STUD CTR TO ROD END	OEM REF	NOTES	
5000	FA71, I50 (02071)	R230019 Curbside	4.438"	450062C91		
		R230018 Roadside		450063C91		
6000	FA73, I60 (02073)	R230019 Curbside	4.438"	450062C91		
		R230018 Roadside		450063C91		
7500	FA101, I75 (02101)	R230019 Curbside	4.438"	450062C91		
		R230018 Roadside		450063C91		
8000	FA104, I80 (02104)	R230019 Curbside	4.438"	450062C91		
		R230018 Roadside		450063C91		
9000	FA109 (02109)	R230069 Curbside	5.44"	507838C91	From February 1981, greaseable type.	
		R230068 Roadside		507837C91		
		R230028 Curbside	9.18"	507836C91		
			R230029 Roadside		507835C91	
		FA118 (02118), FA309 (02309)	R230028 Curbside		507836C91	
			R230029 Roadside		507835C91	
		I90 (02309)	R230230 Curbside	5.44"	506662C91	Drop-end type.
			R230231 Roadside		506661C91	
			R230028 Curbside	9.18"	1649638C91	
		R230029 Roadside		1649637C91	For straight I-beam.	
		R230218 Curbside	10.84"	1658947C91	For dropped I-beam.	
		R230217 Roadside		1658946C91		

S-Series Medium Duty Models 1624, 1654, 1658, 1723, 1724, 1753, 1754, 1758, 1823, 1824, 1853, 1854, 1858, 1924, F1924, 1925, 1954, F1954, 1955, 1958, 2125, F2125, 2155

(Continued)

Tie Rod Ends (Continued)

AXLE RATING LBS.	AXLE CODE/YEAR	PART NO./LOCATION	STUD CTR TO ROD END	OEM REF	NOTES	
10800	FA127 (02127)	R230028 Curbside	9.18"	507836C91	Greaseable type.	
		R230029 Roadside		507835C91		
	FA329 (02329)	R230028 Curbside		507836C91		
		R230029 Roadside		507835C91		
	FA337 (02329)	R230028 Curbside		1649638C91	For straight I-beam.	
		R230029 Roadside		1649637C91		
	I108 (02329)	R230230 Curbside		5.44"	506662C91	Drop-end type.
					R230231 Roadside	
		R230028 Curbside		9.18"	1649638C91	For straight I-beam.
					R230029 Roadside	
R230218 Curbside			10.84"	1658947C91	For dropped I-beam.	
				R230217 Roadside		1658946C91
12000	FA139 (02139)	R230028 Curbside	9.18"	507836C91	Greaseable type.	
		R230029 Roadside		507835C91		
	FA226 (02226)	R230069 Curbside		5.44"	507838C91	Meritor axle FF941.
		R230068 Roadside			507837C91	
	FA227 (02227)	R230069 Curbside			507838C91	
		R230068 Roadside			507837C91	
	FA228 (02228)	R230069 Curbside			507838C91	
		R230068 Roadside			507837C91	
	FA339 (02339)	R230028 Curbside		9.18"	507836C91	Greaseable type.
		R230029 Roadside			507835C91	
	I120 (02337) (02339)	R230230 Curbside		5.44"	506662C91	Drop-end type.
					R230231 Roadside	
		R230028 Curbside		9.18"	1649638C91	For straight I-beam.
					R230029 Roadside	
R230218 Curbside			10.84"	1658947C91	For dropped I-beam.	
	R230217 Roadside			1658946C91		
SDA12 (02EYB)	R230061 Curbside		4.875"	110363R92	Front driving axle (02032, 02083).	
	R230060 Roadside			110362R92		
13200	FA227 (02227)	R230069 Curbside	5.44"	507838C91	Meritor axle FF942.	
		R230068 Roadside		507837C91		
	I132 (02342)	R230028 Curbside	9.18"	1649638C91	For straight I-beam.	
		R230029 Roadside		1649637C91		
13500	I132 (02342)	R230218 Curbside	10.84"	1658947C91	For dropped I-beam.	
		R230217 Roadside		1658946C91		
14000	FA342 (02342)	R230028 Curbside	9.18"	507836C91	Greaseable type.	
		R230029 Roadside		507835C91		
		R230073 Curbside		7.37"		468355C91
		R230072 Roadside		486354C91		
18000	FA231 (02231)	R230073 Curbside	7.37"	486355C91	Meritor axle FL941.	
		R230072 Roadside		486354C91		
20000	FA231 (02231)	R230073 Curbside	7.37"	486355C91	Meritor axle FL941.	
		R230072 Roadside		486354C91		

NAVISTAR

S-Series Medium Duty Models 1624, 1654, 1658, 1723, 1724, 1753, 1754, 1758, 1823, 1824, 1853, 1854, 1858, 1924, F1924, 1925, 1954, F1954, 1955, 1958, 2125, F2125, 2155 (Continued)

Drag Links

AXLE RATING LBS.	AXLE CODE/YEAR	PART NUMBER	STUD CTR TO STUD CTR	OEM REF	NOTES
5000	FA71 (02071)	R250066	16.84"	489023C91	For steering codes 05165, 05345.
	I50 (02071)	R250066			
6000	FA73 (02073)	R250066	16.84"	489023C91	For steering codes 05165, 05345.
	I60 (02073)	R250066			
7500	FA101 (02101)	R250066	16.84"	489023C91	For steering codes 05057, 05345.
	I75 (02101)	R250066			
8000	FA104, I80 (02104)	R250066	16.84"	489023C91	
9000	FA109 (02109), FA118 (02118), FA309 (02309)	R250051	18.14"	480645C92	For steering codes 05057, 05333, 05342.
	I90 (02309)	R250051			
10800	FA127 (02127)	R250051	18.14"	480645C92	For steering codes 05335 without flotation tires.
	FA329 (02329)	R250051			For steering codes 05058, 05332, 05335 without flotation tires (exc. 1853FC model from 1981).
	I108 (02329)	R250051			Exc. 1853FC model from 1981.
12000	FA139 (02139)	R250051	18.14"	480645C92	For steering code 05335 without flotation tires before 1981 or for 2100 model from 1981.
	FA226 (02226)	R250051			Meritor axles FF941, FF942. For code 05335.0004.
	FA339 (02339)	R250051			For steering code 05335 without flotation tires (exc. 1853FC model from 1981).
	I120 (02329)	R250051			For models without flotation tires from 1981 exc. 1853FC model.
14000	FA342 (02342)	R250335	17.13"	486979C92	For codes 05298, 05337.

Transtar 4070B, C04070B, F4070B, C0F4070B, 4170, F4170

King Pin Kits

AXLE RATING LBS.	AXLE CODE/YEAR	PART NO./BUSHING	KING PIN SIZE	TYPE	OEM REF	NOTES
10800	FA329 (02329)	R200042	1.609" x 9.660"	B	399942C93	
		R200055		A	493094C92	
	FA341 (02341)	R200055				Steel I-beam axle.
12000	FA139 (02139)	R200042	1.609" x 9.660"	B	399942C93	
	FA228 (02228)	R200193	1.794" x 10.410"		452344C91	
	FA339 (02339)	R200042	1.609" x 9.660"		399942C93	
		R200055		A	493094C92	
	FA340 (02340)	R200055				Steel I-beam axle.
16000	FA136 (02136)	R200170	1.999" x 11.040"	B	303140C92	Meritor axle FH901.
		R200168 Nylon				
	FA231 (02231)	R200198 R201312 Easy Steer	1.999" x 11.212"		474520C91 597258C91	

Transtar 4070B, C04070B, F4070B, COF4070B, 4170, F4170 (Continued)

Tie Rod Ends

AXLE RATING LBS.	AXLE CODE/YEAR	PART NO./LOCATION	STUD CTR TO ROD END	OEM REF	NOTES
10800	FA329 (02329), FA341 (02341)	R230028 Curbside	9.18"	507836C91	Greaseable type.
		R230029 Roadside		507835C91	
12000	FA139 (02139), FA339 (02339), FA340 (02340)	R230028 Curbside	9.18"	507836C91	Greaseable type.
		R230029 Roadside		507835C91	
	FA228 (02228)	R230069 Curbside	5.44"	438369C91	
		R230068 Roadside		438368C91	
16000	FA136 (02136)	R230070 Curbside	5.75"	969056R91	Meritor axle FH901.
		R230071 Roadside		969055R91	
	FA231 (02231)	R230073 Curbside	7.37"	486355C91	
		R230072 Roadside		486354C91	

Drag Links

AXLE RATING LBS.	AXLE CODE/YEAR	PART NUMBER	STUD CTR TO STUD CTR	OEM REF	NOTES
10800, 12000, 16000	All	R250085	17.29"	453831C91	For steering codes 05331, 05293. Includes replaceable end.
16000	All	R230073	7.37" Stud center to rod end	486355C91	End only. Use with R250085.

Transtar C04070A, COF4070A

King Pin Kits

AXLE RATING LBS.	AXLE CODE/YEAR	PART NO./BUSHING	KING PIN SIZE	TYPE	OEM REF	NOTES
12000	FA139 (02139)	R200042	1.609" x 9.660"	B	399942C93	
16000	FA136 (02136)	R200170	1.999" x 11.040"	B	303140C92	Meritor axle FH901.
		R200168 Nylon				
18000	FA182 (02182)	R200170	1.999" x 11.040"	B	303140C92	Meritor axle FL901.
		R200168 Nylon				

Tie Rod Ends

AXLE RATING LBS.	AXLE CODE/YEAR	PART NO./LOCATION	STUD CTR TO ROD END	OEM REF	NOTES
12000	FA119 (02119)	R230028 Curbside	9.18"	377636C91	Greaseable type from 1970.
		R230029 Roadside		377635C91	
	FA139 (02139)	R230028 Curbside	5.75"	507836C91	Greaseable type.
		R230029 Roadside		507835C91	
FA215 (02215)	R230061 Curbside	4.875"	110363R92		
	R230060 Roadside		110362R92		
16000	FA136 (02136)	R230070 Curbside	5.75"	969056R91	Meritor axle FH901.
		R230071 Roadside		969055R91	
18000	FA182 (02182)	R230070 Curbside	5.75"	969056R91	Meritor axle FL901.
		R230071 Roadside		969055R91	

NAVISTAR

Transtar Models 4200, F4200, 4300, F4300

King Pin Kits

AXLE RATING LBS.	AXLE CODE/YEAR	PART NO./BUSHING	KING PIN SIZE	TYPE	OEM REF	NOTES
10800	FA329 (02329)	R200042	1.609" x 9.660"	B	399942C93	
		R200055		A	493094C92	
	FA341 (02341)	R200055				Steel axle.
12000	FA139 (02139),	R200042	1.609" x 9.660"	B	399942C93	
	FA339 (02339)	R200055		A	493094C92	
	FA218 (02218)	R200172	1.794" x 9.120"	B	303139C92	
	FA223 (02223)	R200195	1.794" x 10.392"		549800C91	Meritor axle FF941.
		R201307 Easy Steer			597556C91	
	FA226 (02226)	R200195			549800C91	Meritor axle FF931.
		R201307 Easy Steer			597556C91	
	FA228 (02228)	R200193	1.794" x 10.410"		452344C91	Meritor axle FF921.
FA234 (02234)	R201300	1.607" x 9.375"		577684C91	Meritor axle FF971. Center point steering.	
	FA340 (02340)	R200055	1.609" x 9.660"	A	493094C92	Steel axle.
13200	FA227 (02227)	R200195	1.794" x 10.392"	B	549800C91	Meritor axle FF932.
		R201307 Easy Steer			597556C91	
16000	FA136 (02136)	R200170	1.999" x 11.040"	B	303140C92	Meritor axle FH901.
		R200168 Nylon				
	FA231 (02231)	R200198	1.999" x 11.212"		474520C91	Meritor axle FH901 before 1981.
	R201312 Easy Steer			597258C91	Meritor axle FL931 from 08/1981.	

Tie Rod Ends


AXLE RATING LBS.	AXLE CODE/YEAR	PART NO./LOCATION	STUD CTR TO ROD END	OEM REF	NOTES
10800	FA329 (02329), FA341 (02341)	R230028 Curbside	9.18"	507836C91	Greaseable type.
		R230029 Roadside		507835C91	
12000	FA139 (02139), FA339 (02339), FA340 (02340)	R230028 Curbside	9.18"	507836C91	Greaseable type.
		R230029 Roadside		507835C91	
	FA218 (02218)	R230061 Curbside	4.875"	110363R92	
		R230060 Roadside		11036R92	
	FA223 (02223)	R230069 Curbside	5.44"	507838C91	Meritor axle FF941.
		R230068 Roadside		507837C91	
	FA224 (02224)	R230069 Curbside		507838C91	Meritor axle FF931A.
		R230068 Roadside		507837C91	
FA226 (02226)	R230069 Curbside		507838C91	Meritor axle FF931.	
	R230068 Roadside		507837C91		
FA228 (02228)	R230069 Curbside		438369C91	Meritor axle FF921.	
	R230068 Roadside		438368C91		
13200	FA227 (02227)	R230069 Curbside	5.44"	507838C91	Meritor axle FF932.
		R230068 Roadside		507837C91	
16000	FA136 (02136)	R230070 Curbside	5.75"	969056R91	Meritor axle FH901.
		R230071 Roadside		969055R91	
	FA231 (02231)	R230073 Curbside	7.37"	486355C91	Meritor axle FH901 before 1981.
		R230072 Roadside		486354C91	Meritor axle FL931 from 1981.

Drag Links


AXLE RATING LBS.	AXLE CODE/YEAR	PART NUMBER	STUD CTR TO STUD CTR	OEM REF	NOTES
10800, 16000	All	R230073	7.37" Stud center to rod end	486355C91	End only. Use with R250085.
		R250085	17.29"	453831C91	For steering codes 05331, 05293. Includes replaceable end.

INDEX

Model	Page
252, 282, 289, 300, 348, 352, 352H, 353, 359	256
310, 320, 330, 357, 362, 372, 375, 376, 377, 378, 379, 385, 387	257



ALUMINUM TILT CAB
(282, 352, 352-H)



CONVENTIONAL
(252, 289, 348, 353, 359)



LOW CAB FORWARD
(300)

PETERBILT

252, 282, 289, 300, 348, 352, 352H, 353, 359

King Pin Kits

AXLE RATING LBS.	AXLE CODE/YEAR	PART NO./BUSHING	KING PIN SIZE	TYPE	OEM REF	NOTES
12000	(FE900)	R200144	9.75"	D	KIT 144	Tapered pin.
		R200123 Nylon			KIT 123	
	(FF901)	R200172	1.794" x 9.120"	B	KIT 172	
	(FF921)	R200193	1.794" x 10.410"		KIT 199	
	(FF931)	R200195	1.794" x 10.392"		KIT 195	
		R201307 Easy Steer			KIT 1307	
(FF971)	R201300	1.607" x 9.375"	KIT 1300			
16000	(FH901)	R200170	1.999" x 11.040"	B	KIT 170	
		R200168 Nylon			KIT 168	
	(FL931)	R200198	1.999" x 11.212"		KIT 198	
		R201312 Easy Steer			KIT 1312	
18000	(FL901)	R200170	1.999" x 11.040"	B	KIT 170	
		R200168 Nylon			KIT 168	

Tie Rod Ends

AXLE RATING LBS.	AXLE CODE/YEAR	PART NO./LOCATION	STUD CTR TO ROD END	OEM REF	NOTES	
12000	(FE900)	R230061 Curbside	4.875"	A3144R226		
		R230060 Roadside		A3144Q225		
	(FE970)	R230061 Curbside		A3144R226		
		R230060 Roadside		A3144Q225		
	(FF901)	R230061 Curbside	4.875"	A3144R226		
		R230060 Roadside		A3144Q225		
		R230066 Curbside	5.75"	A3144D238		Anti-tilt seal type.
		R230067 Roadside		A3144C237		
	(FF921)	R230070 Curbside		A3144J296		Conventional seal type.
		R230071 Roadside		A3144K297		
		R230069 Curbside	5.44"	A3144D524		Greaseable type.
	R230068 Roadside	A3144E525				
	(FF931)	R230069 Curbside		A3144D524		
		R230068 Roadside		A3144E525		
16000	(FH901)	R230070 Curbside	5.75"	A3144J296		
		R230071 Roadside		A3144K297		
	(FL931)	R230073 Curbside	7.37"	A3144F448		
		R230072 Roadside		A3144G449		
18000	(FL901)	R230070 Curbside	5.75"	A3144J296		
		R230071 Roadside		A3144K297		

Drag Links

AXLE RATING LBS.	AXLE CODE/YEAR	PART NUMBER	STUD CTR TO STUD CTR	OEM REF	NOTES
All	All	R250067	14.21"	10-02163	L24VU7050B12, DS1179, Rpl/10-2131.
		R250068	31.69"	10-02260	L24VU7051B12, DS1180, Rpl/10-2132.

AXLE RATING LBS.	AXLE CODE/YEAR	PART NO./BUSHING	KING PIN SIZE	TYPE	OEM REF	NOTES
11000	(FE900)	R200144 R200123 Nylon	9.75"	D	KIT 144 KIT 123	Tapered pin.
12000	(FF901)	R200172	1.794" x 9.120"	B	KIT 172	
	(FF921)	R200193	1.794" x 10.410"		KIT 199	
	(FF931)	R200195 R201307 Easy Steer	1.794" x 10.392"		KIT 195 KIT 1307	
	(FF941), (FF942), (FF943), (FF944)	R200195 R201307 Easy Steer			KIT 195 KIT 1307	
		R201315 Easy Steer			KIT 1315	
	(FF961)	R201315 Easy Steer			KIT 1315	
	(FF971)	R201300	1.607" x 9.375"		KIT 1300	
	EFA12F4	R200269 R200267 Easy Steer	1.625" x 9.195"	A	806355	
13200	EFA12F4	R200269 R200267 Easy Steer	1.625" x 9.195"	A	806355	
14600	(FG941)	R201309 Easy Steer R201310	1.794" x 10.392"	B	KIT 1309 KIT 1310	
16000	(FH901)	R200170 R200168 Nylon	1.999" x 11.040"	B	KIT 170 KIT 168	
16000, 18000	(FL931)	R200198 R201312 Easy Steer	1.999" x 11.212"	B	KIT 198 KIT 1312	
18000	(FL901)	R200170 R200168 Nylon	1.999" x 11.040"	B	KIT 170 KIT 168	
18000, 20000	(FL941)	R200198 R201312 Easy Steer	1.999" x 11.212"	B	KIT 198 KIT 1312	
18000	EFA18F3	R200250 Composite	1.873" x 9.965"	A	1008500	
36000	(FL941)	R200198 R201312 Easy Steer	1.999" x 11.212"	B	KIT 198 KIT 1312	Dual steer axle.

PETERBILT

310, 320, 330, 357, 362, 372, 375, 376, 377, 378, 379, 385, 387 (Continued)

Tie Rod Ends

AXLE RATING LBS.	AXLE CODE/YEAR	PART NO./LOCATION	STUD CTR TO ROD END	OEM REF	NOTES	
11000	(FE900)	R230061 Curbside	4.875"	A3144R226		
		R230060 Roadside		A3144Q225		
		R230070 Curbside	5.75"	A3144J296		
		R230071 Roadside		A3144K297		
12000	(FE970)	R230061 Curbside	4.875"	A3144R226		
		R230060 Roadside		A3144Q225		
		R230070 Curbside	5.75"	A3144J296		
		R230071 Roadside		A3144K297		
	(FF901)	R230061 Curbside	4.875"	A3144R226		
		R230060 Roadside		A3144Q225		
		R230066 Curbside	5.75"	A3144D238	Anti-tilt seal type.	
		R230067 Roadside		A3144C237		
		R230070 Curbside	5.75"	A3144J296	Conventional seal type.	
		R230071 Roadside		A3144K297		
	(FF921)	R230069 Curbside	5.44"	A3144D524	Greaseable type.	
		R230068 Roadside		A3144E525		
	(FF931)	R230069 Curbside	5.44"	A3144D524	Greaseable type.	
		R230068 Roadside		A3144E525		
	(FF941), (FF942), (FF943), (FF944)	R230069 Curbside	5.44"	A3144D524	Greaseable type.	
		R230068 Roadside		A3144E525		
	(FF961)	R230069 Curbside	5.44"	A3144D524	Greaseable type.	
		R230068 Roadside		A3144E525		
	E1200I		R230139 Curbside	6.00"	817019	
			R230140 Roadside		817018	
12000, 13200	EFA12F4	R230069 Curbside	5.44"	1006148		
		R230068 Roadside		1006149		
		R230420 Curbside	8.125"	1009010		
		R230421 Roadside		1009009		
14600	(FG941)	R230069 Curbside	5.44"	A3144D524	Greaseable type.	
		R230068 Roadside		A3144E525		
16000	(FH901)	R230070 Curbside	5.75"	A3144J296		
		R230071 Roadside		A3144K297		
16000, 18000	(FL931)	R230070 Curbside	5.75"	A3144J296		
		R230071 Roadside		A3144K297		
		R230073 Curbside	7.37"	A3144F448		
		R230072 Roadside		A3144G449		
		R230104 Curbside	12.69"	A3144V438		
		R230105 Roadside		A3144U437		
18000	(FL901)	R230070 Curbside	5.75"	A3144J296		
		R230071 Roadside		A3144K297		

AXLE RATING LBS.	AXLE CODE/YEAR	PART NO./LOCATION	STUD CTR TO ROD END	OEM REF	NOTES
18000, 20000	(FL941)	R230070 Curbside	5.75"	A3144J296	
		R230071 Roadside		A3144K297	
		R230073 Curbside	7.37"	A3144F448	
		R230072 Roadside		A3144G449	
		R230104 Curbside	12.69"	A3144U437	
		R230105 Roadside		A3144V438	
18000	EFA18F3	R230073 Curbside	7.37"	820695	
		R230072 Roadside		820694	
36000	(FL941)	R230070 Curbside	5.75"	A3144J296	Dual steer axle.
		R230071 Roadside		A3144K297	
		R230073 Curbside	7.37"	A3144F448	
		R230072 Roadside		A3144G449	
		R230104 Curbside	12.69"	A3144U437	
		R230105 Roadside		A3144V438	

Drag Links

AXLE RATING LBS.	AXLE CODE/YEAR	PART NUMBER	STUD CTR TO STUD CTR	OEM REF	NOTES
All	All	R250067	14.21"	1002163	L24VU7050B12, DS1179, Rpl/10-2131.
		R250068	31.69"	1002260	

579, 587

Drag Links

AXLE RATING LBS.	AXLE CODE/YEAR	PART NUMBER	STUD CTR TO STUD CTR	OEM REF	NOTES
All	All	R250067	14.21"	1002498	
				1002613	
		R250068	31.69"	1002499	
				1002260	

Model	Page	Model	Page
A, L & S	261		
ACL.....	262		
Acterra	262		
Cargo	283		

AXLE RATING LBS.	AXLE CODE/YEAR	PART NO./BUSHING	KING PIN SIZE	TYPE	OEM REF	NOTES
12000	FF961	R201315 Easy Steer	1.794" x 10.392"	B	300-276, 300-271, 300-284, 300-266	
		R201426	1.921" x 9.87"			
		R201473 Easy Steer	1.794" x 10.392"		300-333, 300-334	
12000, 13000	MFS12, 13	R201419 Easy Steer	1.794" x 8.844"	B	300-317, 300-299	
12000, 13200, 14000, 14600	I120W, 02ADE, 132SG, 02ADG, 140S/SG/W	R201427	2.046" x 10.120"	B	300-277, 300-272	
14000	MFS14	R201319 Easy Steer	1.794" x 10.392"	B	300-331, 300-332	
16000	I160W	R201319 Easy Steer	1.794" x 10.392"	B	300-322	
16000, 18000, 20000	I160S/SG, 180S/SG, 200S/SG, MFS16, 18, 20	R200279	2.046" x 11.00"	B	300-278, 300-310, 300-329, 300-330	
		R201475 Easy Steer	1.999" x 11.212"			
		R201476 Easy Steer				

Tie Rod Ends

AXLE RATING LBS.	AXLE CODE/YEAR	PART NO./LOCATION	STUD CTR TO ROD END	OEM REF	NOTES
12000, 13000, 13200, 14000, 14600, 16000, 18000, 20000	I120S/SG, 02ADD, 132SG, 1405/SA/SG, 146SA, MFS12, 13, 14, 16, 18, 20	R230069 Curbside R230068 Roadside	5.44"	310-223 310-222	
12000, 13200, 14000, 14600, 16000, 18000, 20000	I120S/SG, 02ADD, 132SG, 140S/SA/SG, 146SA, 160S/SG, 180S/SG, 200S/SG	R230070 Curbside R230071 Roadside	5.75"	310-228 310-229	
12000, 13200, 14000, 14600, 16000, 18000, 20000, 22000	D2000F, 2200F, I120S/SG, 02ADD, 132SG, 140S/SA/SG, 146SA, 160S/SG, 180S/SG, 200S/SG	R230104 Curbside R230105 Roadside	12.69"	310-395 310-396	
12000, 14000, 16000, 18000, 20000	I120W, 140W, MFS14, 16, 18, 20	R230073 Curbside R230133 Roadside	7.37"	310-434 310-433	
13200 14000, 14600	I132SG, I140SA, 146SA	R230139 Curbside R230140 Roadside R230028 Curbside R230029 Roadside	6.00" 9.18"	310-455, 310-456 310-215 310-216	

STERLING

ACL

King Pin Kits

AXLE RATING LBS.	AXLE CODE/YEAR	PART NO./BUSHING	KING PIN SIZE	TYPE	OEM REF	NOTES
12000	FF961	R201315 Easy Steer	1.794" x 10.392"	B	KIT 1315	
14600	FG941	R201309 Easy Steer R201310	1.794" x 10.392"	B	KIT 1309 KIT 1310	
16000, 18000, 20000	FL941	R200198 R201312 Easy Steer	1.999" x 11.212"	B	KIT 198 KIT 1312	

ACTERRA

King Pin Kits

AXLE RATING LBS.	AXLE CODE/YEAR	PART NO./BUSHING	KING PIN SIZE	TYPE	OEM REF	NOTES
8000	MFS08	R201474 Easy Steer	1.499" x 7.511"	B	300-316	
10000, 12000	MFS10, 12	R201315 Easy Steer	1.794" x 10.392"	B	300-284 300-266	
12000	MFS12	R201473 Easy Steer	1.794" x 10.392"		300-333 300-334	
12000, 13000	MFS12, 13	R201419 Easy Steer	1.794" x 8.844"	B	300-317 300-299	
14000	MFS14	R201319 Easy Steer	1.794" x 10.392"	B	300-331 300-332	
16000, 18000, 20000	MFS16, 18, 20	R201475 Easy Steer R201476 Easy Steer	1.999" x 11.212"	B	300-310 300-329 300-330	

Tie Rod Ends

AXLE RATING LBS.	AXLE CODE/YEAR	PART NO./LOCATION	STUD CTR TO ROD END	OEM REF	NOTES
8000	MFS08	R230138 Curbside R230137 Roadside	10.32"	310-592 310-591	
8000, 10000, 12000, 13000, 14000, 16000, 18000, 20000	MFS08, 10, 12, 13, 14, 16, 18, 20	R230069 Curbside R230068 Roadside	5.44"	310-223 310-222	
14000, 16000, 18000, 20000	MFS14, 16, 18, 20	R230073 Curbside R230072 Roadside R230133 Roadside	7.37"	310-434 310-433	
16000, 18000, 20000	MFS16, 18, 20	R230104 Curbside R230105 Roadside	12.69"	310-395 310-396	

AXLE RATING LBS.	AXLE CODE/YEAR	PART NO./BUSHING	KING PIN SIZE	TYPE	OEM REF	NOTES
8000	MFS08	R201474 Easy Steer	1.499" x 7.511"	B	300-316	
12000	MFS12	R201315 Easy Steer	1.794" x 10.392"	B	300-284 300-266	

Tie Rod Ends

AXLE RATING LBS.	AXLE CODE/YEAR	PART NO./LOCATION	STUD CTR TO ROD END	OEM REF	NOTES
6000, 8000	MFS06, 08	R230138 Curbside	10.32"	310-592	
		R230137 Roadside		310-591	
8000, 10000, 12000	MFS08, 10, 12	R230069 Curbside	5.44"	310-223	
		R230068 Roadside		310-222	

Model	Page	Model	Page
Saf-T-Liner C2.....	264		

SAF-T-LINER C2

King Pin Kits


AXLE RATING LBS.	AXLE CODE/YEAR	PART NO./BUSHING	KING PIN SIZE	TYPE	OEM REF	NOTES
8000	FC921, FC941	R201314	1.234" x 7.438"	B	300-296	
		R201318 Easy Steer	1.500" x 8.944"	B	300-324	
10000, 12000	FF971, FF931, 932, 933, 934, 941, 942, 943	R201315 Easy Steer	1.794" x 10.392"	B	300-284 300-266	
12000	FD961, FF931, 932, 933, 934, 941, 942, 943, 961	R200195	1.794" x 10.392"	B	300-232	
		R201307 Easy Steer			300-242	
		R201300	1.607" x 9.375"		300-240	

Tie Rod Ends

AXLE RATING LBS.	AXLE CODE/YEAR	PART NO./LOCATION	STUD CTR TO ROD END	OEM REF	NOTES
8000	FC921, FC941	R230063 Curbside	3.88"	310-142	
		R230062 Roadside		310-143	
10000, 12000	FD961, FF931, 932, 933, 934, 941, 942, 943, 961	R230069 Curbside	5.44"	310-222	
		R230068 Roadside		310-223	

INDEX

Model	Page	Model	Page
AC Series.....	266	WG Series.....	269
ACL Series.....	266	WHR, WIL, WIA, Series.....	269
AERO Series.....	267	XPEDITOR.....	270
Autohauler Tractors.....	268		



ROAD XPEDITOR 2

VOLVO

AC Series

King Pin Kits

AXLE RATING LBS.	AXLE CODE/YEAR	PART NO./BUSHING	KING PIN SIZE	TYPE	OEM REF	NOTES
12000	FF961	R201315 Easy Steer	1.794" x 10.392"	B	KIT 1315	
16000, 18000, 20000	FL941	R200198	1.999" x 11.212"	B	KIT 198	
		R201312 Easy Steer			KIT 1312	

Tie Rod Ends

AXLE RATING LBS.	AXLE CODE/YEAR	PART NO./LOCATION	STUD CTR TO ROD END	OEM REF	NOTES
12000	FF961	R230069 Curbside	5.44"	37024-0005	
		R230068 Roadside		37024-0004	
16000, 18000, 20000	FL941	R230070 Curbside	5.75"	A3144J296	
		R230071 Roadside		A3144K297	
		R230073 Curbside	7.37"	37024-5002	
		R230072 Roadside		37024-5001	
		R230104 Curbside	12.69"	A3144D550	
		R230105 Roadside		A3144C549	

ACL Series

King Pin Kits

AXLE RATING LBS.	AXLE CODE/YEAR	PART NO./BUSHING	KING PIN SIZE	TYPE	OEM REF	NOTES
12000	FF961	R201315 Easy Steer	1.794" x 10.392"	B	KIT 1315	
14600	FG941	R201309 Easy Steer	1.794" x 10.392"	B	KIT 1309	
		R201310			KIT 1310	
16000, 18000, 20000	FL941	R200198	1.999" x 11.212"	B	KIT 198	
		R201312 Easy Steer			KIT 1312	

AXLE RATING LBS.	AXLE CODE/YEAR	PART NO./LOCATION	STUD CTR TO ROD END	OEM REF	NOTES
12000, 14600	FF961, FG941	R230069 Curbside	5.44"	37024-0005	
		R230068 Roadside		37024-0004	
16000, 18000, 20000	FL941	R230070 Curbside	5.75"	A3144J296	
		R230071 Roadside		A3144K297	
		R230073 Curbside	7.37"	37024-5002	
		R230072 Roadside		37024-5001	
		R230104 Curbside	12.69"	A3144D550	
R230105 Roadside	A3144C549				

AERO Series

King Pin Kits

AXLE RATING LBS.	AXLE CODE/YEAR	PART NO./BUSHING	KING PIN SIZE	TYPE	OEM REF	NOTES
12000	EFA-12F4	R200269	1.625" x 9.195"	A		
		R200267 Easy Steer			806355	
	FF943	R200195	1.794" x 10.392"	B	KIT 195	
		R201307 Easy Steer			KIT 1307	
14600	FG943	R201315 Easy Steer			KIT 1315	
		R201309 Easy Steer	1.794" x 10.392"	B	KIT 1309	
		R201310				KIT 1310
16500	VF16		9.875"	F	3090266	Tapered pin.

Tie Rod Ends

AXLE RATING LBS.	AXLE CODE/YEAR	PART NO./LOCATION	STUD CTR TO ROD END	OEM REF	NOTES
12000	EFA-12F4	R230069 Curbside	5.44"	1006148/37024-0004	
		R230068 Roadside		1006149/37024-0005	
		R230420 Curbside	8.125"	1009010	
		R230421 Roadside		1009009	
12000, 14600	FF943, FF961, FG943	R230069 Curbside	5.44"	1006148/37024-0004	
		R230068 Roadside		1006149/37024-0005	

VOLVO

Autohailer Tractors

King Pin Kits

AXLE RATING LBS.	AXLE CODE/YEAR	PART NO./BUSHING	KING PIN SIZE	TYPE	OEM REF	NOTES
12000	EFA-12F4, E-1200I	R200269	1.625" x 9.195"	A	806355	
		R200267 Easy Steer				
	FF943	R200195	1.794" x 10.392"	B	KIT 195	
		R201307 Easy Steer				KIT 1307
14600	FG943	R201309 Easy Steer	1.794" x 10.392"	B	KIT 1309	
		R201310				KIT 1310

Tie Rod Ends

AXLE RATING LBS.	AXLE CODE/YEAR	PART NO./LOCATION	STUD CTR TO ROD END	OEM REF	NOTES
12000	E1200I	R230139 Curbside	6.00"	817019	
		R230140 Roadside		817018	
	EFA-12F4	R230069 Curbside	5.44"	1006148	
		R230068 Roadside		1006149	
		R230420 Curbside	8.125"	1009010	
		R230421 Roadside		1009009	
12000, 14600	FF943, FF961, FG943	R230069 Curbside	5.44"	37024-0004	
		R230068 Roadside		37024-0005	

AXLE RATING LBS.	AXLE CODE/YEAR	PART NO./BUSHING	KING PIN SIZE	TYPE	OEM REF	NOTES
12000	EFA-12F4	R200269	1.625" x 9.195"	A	806355	
		R200267 Easy Steer				
	FF943	R200195	1.794" x 10.392"	B	KIT 195	
	R201307 Easy Steer					
	FF961	R201315 Easy Steer			KIT 1315	
12000, 14600	FG943	R201309 Easy Steer	1.794" x 10.392"	B	KIT 1309	
		R201310				
20000	FL941	R200198	1.999" x 11.212"	B	KIT 198	
		R201312 Easy Steer				

Tie Rod Ends

AXLE RATING LBS.	AXLE CODE/YEAR	PART NO./LOCATION	STUD CTR TO ROD END	OEM REF	NOTES
12000	EFA-12F4	R230069 Curbside	5.44"	1006148/37024-0004	
		R230068 Roadside			1006149/37024-0005
		R230420 Curbside	8.125"	1009010	
		R230421 Roadside			1009009
12000, 14600	FF961, FG943	R230069 Curbside	5.44"	1006148/37024-0004	
		R230068 Roadside		1006149/37024-0005	
16000, 18000, 20000	FL941, FL943	R230070 Curbside	5.75"	A3144J296	
		R230071 Roadside			A3144K297
		R230073 Curbside	7.37"	37024-5002	
		R230072 Roadside			37024-5001
		R230104 Curbside	12.69"	A3144D550	
R230105 Roadside	A3144C549				

WHR, WIL, WIA, Series

King Pin Kits

AXLE RATING LBS.	AXLE CODE/YEAR	PART NO./BUSHING	KING PIN SIZE	TYPE	OEM REF	NOTES
12000	EFA-12F4	R200269	1.625" x 9.195"	A	806355	
		R200267 Easy Steer				
	FF943	R200195	1.794" x 10.392"	B	KIT 195	
	R201307 Easy Steer					
	FF961	R201315 Easy Steer			KIT 1315	
14600	FG943	R201309 Easy Steer	1.794" x 10.392"	B	KIT 1309	
		R201310				

VOLVO

WHR, WIL, WIA, Series (Continued)

Tie Rod Ends

AXLE RATING LBS.	AXLE CODE/YEAR	PART NO./LOCATION	STUD CTR TO ROD END	OEM REF	NOTES
12000	EFA-12F4	R230069 Curbside	5.44"	1006148/37024-0004	
		R230068 Roadside		1006149/37024-0005	
		R230420 Curbside	8.125"	1009010	
		R230421 Roadside		1009009	
12000, 14600	FF943, FF961, FG943	R230069 Curbside	5.44"	1006148/37024-0004	
		R230068 Roadside		1006149/37024-0005	

XPEDITOR

King Pin Kits

AXLE RATING LBS.	AXLE CODE/YEAR	PART NO./BUSHING	KING PIN SIZE	TYPE	OEM REF	NOTES
12000	FF943	R200195	1.794" x 10.392"	B	KIT 195	
		R201307 Easy Steer			KIT 1307	
14600	FG943	R201309 Easy Steer	1.794" x 10.392"	B	KIT 1309	
		R201310			KIT 1310	
16000, 18000, 20000	FL941, FL943	R200198	1.999" x 11.212"	B	KIT 198	
		R201312 Easy Steer			KIT 1312	

Tie Rod Ends

AXLE RATING LBS.	AXLE CODE/YEAR	PART NO./LOCATION	STUD CTR TO ROD END	OEM REF	NOTES
12000, 14600	FF943, FG943	R230069 Curbside	5.44"	1006148/37024-0004	
		R230068 Roadside		1006149/37024-0005	
16000, 18000, 20000	FL941, FL943	R230070 Curbside	5.75"	A3144J296	
		R230071 Roadside		A3144K297	
		R230073 Curbside	7.37"	37024-5002	
		R230072 Roadside		37024-5001	
		R230104 Curbside	12.69"	A3144D550	
R230105 Roadside	A3144C549				

Drag Links

AXLE RATING LBS.	AXLE CODE/YEAR	PART NUMBER	STUD CTR TO STUD CTR	OEM REF	NOTES
All		R230056	5.75" Stud center to rod end	02-7092963	Drag link end. Use w/R250093 – RH thread.
		R250093	18.38"	38905-0001	

INDEX

	Model	Page
All.....		272

WATSON/CHALIN

F3W, F5W, F6W, WS16

Tie Rod Ends

AXLE RATING LBS.	AXLE CODE/YEAR	PART NO./LOCATION	STUD CTR TO ROD END	OEM REF	NOTES
9000, 14600	F3W-1200, F3W-1400, F3W-1600, F5W-900, F5W-1200, F5W-1400, F6W-1200, F6W-1400, F6W-1600, WS16	R230069 Curbside R230068 Roadside	5.44"	1006148/37024-0004 1006149/37024-0005	

King Pin Kits


AXLE RATING LBS.	AXLE CODE/YEAR	PART NO./BUSHING	KING PIN SIZE	TYPE	OEM REF	NOTES
12000, 14000	F3W1200 F6W1200, F1300, F6W100, F6W1200, F6W1400	R200017	1.810" x 10.781"	A	216446	
10000	F3W1200 F6W1200, F1300, F6W100, F6W1200, F6W1400	R200069	1.810" x 10.375"	A	217016A	
12000	F3W1200 F6W1200, F1300, F6W100, F6W1200, F6W1400	R200068	1.810" x 10.531"	A	37090-5005	
14000	F3W1200 F6W1200, F1300, F6W100, F6W1200, F6W1400	R200067	1.810" x 10.531"	A	217175	

Drag Links

AXLE RATING LBS.	AXLE CODE/YEAR	PART NUMBER	STUD CTR TO STUD CTR	OEM REF	NOTES
10000		R250093	18.38"	3917675 389050001	

INDEX

Model	Page
All.....	274



WESTERN STAR COE



WESTERN STAR CONVENTIONAL

WESTERN STAR

All

King Pin Kits

AXLE RATING LBS.	AXLE CODE/YEAR	PART NO./BUSHING	KING PIN SIZE	TYPE	OEM REF	NOTES
12000	EFA-12F4	R200269	1.625" x 9.195"	A	806355	
		R200267 Easy Steer				
14600	FF961	R201315 Easy Steer	1.794" x 10.392"	B	KIT 1315	
	FG941	R201309 Easy Steer				
16000, 18000, 20000	FL941	R200198	1.999" x 11.212"	B	KIT 198	
		R201312 Easy Steer				

Tie Rod Ends

AXLE RATING LBS.	AXLE CODE/YEAR	PART NO./LOCATION	STUD CTR TO ROD END	OEM REF	NOTES
12000	EFA-12F4	R230069 Curbside	5.44"	1006148	
		R230068 Roadside			
		R230420 Curbside	8.125"	1009010	
		R230421 Roadside			
14600	FF961, FG941	R230069 Curbside	5.44"	1006148	
		R230068 Roadside			
16000, 18000, 20000	FL941	R230070 Curbside	5.75"	A3144J296	
		R230071 Roadside			
		R230073 Curbside	7.37"	A3144F448	
		R230072 Roadside			
		R230104 Curbside	12.69"	A3144D550	
R230105 Roadside					

INDEX

	Model	Page
All.....		276

WESTPORT

All

King Pin Kits

AXLE RATING LBS.	AXLE CODE/YEAR	PART NO./BUSHING	KING PIN SIZE	TYPE	OEM REF	NOTES
10000	F3W1200 F6W1200, F1300, F6W100, F6W1200, F6W1400	R200069	1.810" x 10.375"	A	217016A	
12000	F3W1200 F6W1200, F1300, F6W100, F6W1200, F6W1400	R200068	1.810" x 10.531"	A	37090-5005	
13200, 14600	F3W-1200, F5W-1200, F6W-1200	R200042	1.609" x 9.660"	B	216446	
		R200067	1.810" x 10.531"	A	217175	
		R200068			37090-5005	
14000	F3W1200 F6W1200, F1300, F6W100, F6W1200, F6W1400	R200067	1.810" x 10.531"	A	217175	
16000	F3W-1600, F6W-1600	R200068	1.810" x 10.531"	A	37090-4405	Western Star (WS-16 Axle)

Tie Rod Ends


AXLE RATING LBS.	AXLE CODE/YEAR	PART NO./LOCATION	STUD CTR TO ROD END	OEM REF	NOTES
9000	F3W-1200, F5W-0900, F5W-1200, F6W-1200	R230069 Curbside	5.44"	37025-0005 140TR110	
		R230068 Roadside		37025-0004 140TR109	
13200, 14600, 16000	F3W-1400, F5W-1400, F6W-1400, WS-16	R230071 Roadside	5.75"	143640-004	Western Star (WS-16 Axle) 839307B
		R230070 Curbside		143640-005	Western Star (WS-16 Axle) 839308B

Drag Links


AXLE RATING LBS.	AXLE CODE/YEAR	PART NUMBER	STUD CTR TO STUD CTR	OEM REF	NOTES
10000		R250093	18.38"	3917675 389050001	

INDEX


Model	Page
FDS1805FWD, FDS1807FWD	278
RB2-42T, RC2-42T, RX2-42T, RB2-64T, RC2-64T, RX2-64T, 4842, 4864, 4942, 4964	278
RBW-42T, RCS-42T, WSH-42T, RBW-64T, RCW-64T, WSH-64T	278
WFC-12042T, WFC-12064, WFC-12064T	279
WFP-6342T, WFT-6342T, WFP-6364, WFP-6364T, WFT-6364, WFP-6364T, WFP-7564T, WFT-7564T, WFT-8164T, WFT-9664T	280
White Axles	281



ROAD XPEDITOR 2



ROAD BOSS 2



ROAD COMMANDER 2

WHITE

FDS1805FWD, FDS1807FWD

Tie Rod Ends

AXLE RATING LBS.	AXLE CODE/YEAR	PART NO./LOCATION	STUD CTR TO ROD END	OEM REF	NOTES
18000		R230067 Roadside	5.75"	A3144C237	Front drive axle. 1.25"-12 RH thread.
		R230077 Curbside		A1-3144F370	Front drive axle. 1.25"-16 RH thread.
		R230095 Roadside		A3144E551	Front drive axle. 1.25"-18 RH thread.

RB2-42T, RC2-42T, RX2-42T, RB2-64T, RC2-64T, RX2-64T, 4842, 4864, 4942, 4964

King Pin Kits

AXLE RATING LBS.	AXLE CODE/YEAR	PART NO./BUSHING	KING PIN SIZE	TYPE	OEM REF	NOTES
12000	F6W-1200	R200068	1.810" x 10.531"	A	37090-5005	Thrust bearing O.D. is 3.365".
	FF933	R200195	1.794" x 10.392"	B	KIT 195	
		R201307 Easy Steer			KIT 1307	
14000	F6W-1400	R200067	1.810" x 10.531"	A	217175	
20000	FL931	R200198	1.999" x 11.212"	B	KIT 198	
		R201312 Easy Steer			KIT 1312	

Tie Rod Ends

AXLE RATING LBS.	AXLE CODE/YEAR	PART NO./LOCATION	STUD CTR TO ROD END	OEM REF	NOTES
12000	F6W-1200, FF933	R230069 Curbside	5.44"	37024-0005	
		R230068 Roadside		37024-0004	
14000	F6W-1400	R230070 Curbside	5.75"	839307B	
		R230071 Roadside		839308B	
20000	FL931	R230070 Curbside	5.75"	839307B	
		R230071 Roadside		839308B	
		R230073 Curbside	7.37"	37024-5002	
		R230072 Roadside		37024-5001	
		R230104 Curbside	12.69"	A3144D550	
		R230105 Roadside		A3144C549	

Drag Links

AXLE RATING LBS.	AXLE CODE/YEAR	PART NUMBER	STUD CTR TO STUD CTR	OEM REF	NOTES
		R230040	5.75" Stud center to rod end	02-7092962	Drag link end. Use w/R250093 - LH thread.
		R230056		02-7092963	Drag link end. Use w/R250093 - RH thread.
		R250093	18.38"	38905-0001	

RBW-42T, RCS-42T, WSH-42T, RBW-64T, RCW-64T, WSH-64T

King Pin Kits

AXLE RATING LBS.	AXLE CODE/YEAR	PART NO./BUSHING	KING PIN SIZE	TYPE	OEM REF	NOTES
12000	F3W-1200	R200068	1.810" x 10.531"	A	37090-5005	
	FF931	R200195	1.794" x 10.392"	B	KIT 195	
		R201307 Easy Steer			KIT 1307	
	FF933	R200195			KIT 195	
		R201307 Easy Steer			KIT 1307	
14000	F3W-1400	R200067	1.810" x 10.531"	A	217175	

RBW-42T, RCS-42T, WSH-42T, RBW-64T, RCW-64T, WSH-64T (Continued)

Tie Rod Ends

AXLE RATING LBS.	AXLE CODE/YEAR	PART NO./LOCATION	STUD CTR TO ROD END	OEM REF	NOTES
12000	F3W-1200, FF931	R230069 Curbside	5.44"	37024-0005	
		R230068 Roadside		37024-0004	
	FF933	R230069 Curbside		37024-0005	
		R230068 Roadside		37024-0004	
14000	F3W-1400	R230070 Curbside	5.75"	839307B	
		R230071 Roadside		839308B	

Drag Links

AXLE RATING LBS.	AXLE CODE/YEAR	PART NUMBER	STUD CTR TO STUD CTR	OEM REF	NOTES
		R230040	5.75" Stud center to rod end	02-7092962	Drag link end. Use w/R250093 - LH thread.
		R230056		02-7092963	Drag link end. Use w/R250093 - RH thread.
		R250093	18.38"	38905-0001	

WFC-12042T, WFC-12064, WFC-12064T

King Pin Kits

AXLE RATING LBS.	AXLE CODE/YEAR	PART NO./BUSHING	KING PIN SIZE	TYPE	OEM REF	NOTES
12000	(FE900)	R200144	9.75"	D	KIT 144	Tapered pin.
		R200123 Nylon			KIT 123	
	(FF901)	R200172	1.794" x 9.120"	B	KIT 172	
	(FF921)	R200193	1.794" x 10.410"		KIT 193	
	(FF931)	R200195	1.794" x 10.392"		KIT 195	
R201307 Easy Steer				KIT 1307		
16000	(FH901)	R200170	1.999" x 11.040"	B	KIT 170	
		R200168 Nylon			KIT 168	
	(FL931)	R200198	1.999" x 11.212"		KIT 198	
18000	(FL901)	R200170	1.999" x 11.040"	B	KIT 170	
		R200168 Nylon			KIT 168	

WHITE

WFC-12042T, WFC-12064, WFC-12064T (Continued)

Tie Rod Ends

AXLE RATING LBS.	AXLE CODE/YEAR	PART NO./LOCATION	STUD CTR TO ROD END	OEM REF	NOTES	
12000	(FE900), (FE970)	R230061 Curbside	4.875"	A3144R226		
		R230060 Roadside		A3144Q225		
	(FF901)	R230061 Curbside	4.875"	A3144R226		
		R230060 Roadside		A3144Q225		
		R230066 Curbside	5.75"	A3144D238	Anti-tilt seal type.	
		R230067 Roadside		A3144C237		
		R230070 Curbside	5.75"	A3144J296	Conventional seal type.	
		R230071 Roadside		A3144K297		
	(FF921), (FF931)	R230069 Curbside	5.44"	A3144D524	Greaseable seal type.	
		R230068 Roadside		A3144E525		
16000	(FH901)	R230070 Curbside	5.75"	A3144J296		
		R230071 Roadside		A3144K297		
	(FL931)	R230070 Curbside	5.75"	839307B		
		R230071 Roadside		839308B		
		R230073 Curbside	7.37"	A3144U437		
		R230072 Roadside		A3144V438		
		R230104 Curbside	12.69"	A3144D550		
		R230105 Roadside		A3144C549		
	18000	(FL901)	R230070 Curbside	5.75"	A3144J296	
			R230071 Roadside		A3144K297	

Drag Links

AXLE RATING LBS.	AXLE CODE/YEAR	PART NUMBER	STUD CTR TO STUD CTR	OEM REF	NOTES
12000, 16000, 18000	(All)	R230040	5.75" Stud center to rod end	L28SV5019A1	Drag link end - LH thread
		R230041		L28SV5004D1	Drag link end - RH thread

WFP-6342T, WFT-6342T, WFP-6364, WFP-6364T, WFT-6364, WFP-6364T, WFP-7564T, WFT-7564T, WFT-8164T, WFT-9664T

King Pin Kits

AXLE RATING LBS.	AXLE CODE/YEAR	PART NO./BUSHING	KING PIN SIZE	TYPE	OEM REF	NOTES
12000	(FE900)	R200144	9.75"	D	KIT 144	Tapered pin.
		R200123 Nylon			KIT 123	
	(FF901)	R200172	1.794" x 9.120"	B	KIT 172	
	(FF921)	R200193	1.794" x 10.410"		KIT 193	
	(FF931)	R200195	1.794" x 10.392"	B	KIT 195	
		R201307 Easy Steer			KIT 1307	
16000	(FH901)	R200170	1.999" x 11.040"	B	KIT 170	
		R200168 Nylon			KIT 168	
	(FL931)	R200198	1.999" x 11.212"	B	KIT 198	
		R201312 Easy Steer			KIT 1312	
18000	(FL901)	R200170	1.999" x 11.040"	B	KIT 170	
		R200168 Nylon			KIT 168	

WHITE

WFP-6342T, WFT-6342T, WFP-6364, WFP-6364T, WFT-6364, WFP-6364T, WFP-7564T, WFT-7564T, WFT-8164T, WFT-9664T (Continued)

Tie Rod Ends

AXLE RATING LBS.	AXLE CODE/YEAR	PART NO./LOCATION	STUD CTR TO ROD END	OEM REF	NOTES	
12000	(FE900), (FE970)	R230061 Curbside	4.875"	A3144R226		
		R230060 Roadside		A3144Q225		
	(FF901)	R230061 Curbside	5.75"	A3144R226		
		R230060 Roadside		A3144Q225		
	(FF921), (FE931)	R230066 Curbside	5.44"	A3144D238		Anti-tilt seal type.
		R230067 Roadside		A3144C237		
		R230070 Curbside		A3144J296		Conventional seal type.
		R230071 Roadside		A3144K297		
	16000	(FH901)	R230070 Curbside	5.75"		A3144J296
			R230071 Roadside			A3144K297
(FL931)		R230073 Curbside	7.37"	A3144V437		
		R230072 Roadside		A3144U438		
18000		(FL901)	R230070 Curbside	5.75"	A3144J296	
			R230071 Roadside		A3144K297	

White Axles

King Pin Kits

AXLE RATING LBS.	AXLE CODE/YEAR	PART NO./BUSHING	KING PIN SIZE	TYPE	OEM REF	NOTES
12000	F120, F3-120, F3W-120, F5-120, F5W-120, F6W-120	R200042	1.609" x 9.660"	B	216446	
14000	F3W-140, F5-140, F5W-140	R200042	1.609" x 9.660"	B	216446	
	F6W-140	R200067	1.810" x 10.531"	A	217175	

CROSS REFERENCE LISTING

INTERCHANGE

PART#	COMPETITOR	MERITOR#	PART#	COMPETITOR	MERITOR#
8515	Moog	R200172	202480	Batco	R200055
22800	Batco	R250012	202481	Batco	R200055
22908	Batco	R250025	202490	Batco	R200042
22910	Batco	R250026	202520	Batco	R200066
22948	Batco	R250033	202530	Batco	R200172
22949	Batco	R250034	202560	Batco	R200051
22953	Batco	R250036	202570	Batco	R200193
22979	Batco	R250051	202610	Batco	R200195
22986	Batco	R250053	202620	Batco	R200067
22987	Batco	R250053	202650	Batco	R200068
22988	Batco	R250054	202670	Batco	R200198
22992	Batco	R225055	202671	Batco	R200198
22993	Batco	R225056	202680	Batco	R200170
22994	Batco	R225057	202681	Batco	R200168
102163	Peterbilt	R250067	202820	Batco	R200065
102260	Peterbilt	R250068	202840	Batco	R230011
102498	Peterbilt	R250067	202841	Batco	R230022
171060	Batco	R200055	202850	Batco	R200071
171061	Batco	R200055	202870	Batco	R200144
171150	Batco	R200042	202871	Batco	R200123
171158	Batco	R200172	217175	Volvo White GMC	R200067
171164	Batco	R200051	221020	Batco	R250063
171172	Batco	R200193	221028	Batco	R250085
171174	Batco	R200195	221064	Batco	R250001
171178	Batco	R200170	221180	Batco	R250068
171179	Batco	R200168	221191	Batco	R250095
171180	Batco	R200198	221199	Batco	R250103
171230	Batco	R200144	300107	Dayton Parts	R200001
171231	Batco	R200123	300110	Dayton Parts	R200003
171260	Batco	R200065	300125	Dayton Parts	R200144
171294	Batco	R200066	300128	Dayton Parts	R230011
202070	Batco	R200001	300140	Dayton Parts	R200143
202081	Batco	R200027	300150	Dayton Parts	R200123
202082	Batco	R200026	300155	Dayton Parts	R200018
202190	Batco	R200046	300158	Dayton Parts	R200142
202201	Batco	R200029	300159	Dayton Parts	R200142
202203	Batco	R200028	300163	Dayton Parts	R230022
202211	Batco	R200018	300172	Dayton Parts	R230024
202241	Batco	R200143	300173	Dayton Parts	R230025
202243	Batco	R200155	300174	Dayton Parts	R200026
202271	Batco	R200003	300175	Dayton Parts	R200027
202281	Batco	R230025	300179	Dayton Parts	R200028
202282	Batco	R230024	300180	Dayton Parts	R200029
202330	Batco	R200052	300182	Dayton Parts	R200172
202340	Batco	R200142	300194	Dayton Parts	R200034
202341	Batco	R200142	300204	Dayton Parts	R200193
202350	Batco	R200044	300205	Dayton Parts	R200042
202360	Batco	R200034	300207	Dayton Parts	R200044
202370	Batco	R200054	300209	Dayton Parts	R200046
202390	Batco	R200050	300210	Dayton Parts	R200170
202410	Batco	R201300	300211	Dayton Parts	R200168
202430	Batco	R200073	300215	Dayton Parts	R200050
202440	Batco	R200057	300216	Dayton Parts	R200198
202450	Batco	R200057	300217	Dayton Parts	R200051
202470	Batco	R200074	300218	Dayton Parts	R200052

CROSS REFERENCE LISTING

PART#	COMPETITOR	MERITOR#	PART#	COMPETITOR	MERITOR#
300220	Dayton Parts	R200054	310313	Dayton Parts	R230074
300221	Dayton Parts	R200055	310317	Dayton Parts	R230051
300222	Dayton Parts	R200055	310326	Dayton Parts	R230040
300223	Dayton Parts	R200057	310327	Dayton Parts	R230056
300231	Dayton Parts	R200065	310350	Dayton Parts	R230217
300232	Dayton Parts	R200195	310380	Dayton Parts	R230231
300233	Dayton Parts	R200066	310381	Dayton Parts	R230230
300234	Dayton Parts	R200067	310392	Dayton Parts	R230209
300235	Dayton Parts	R200068	310393	Dayton Parts	R230210
300240	Dayton Parts	R201300	310395	Dayton Parts	R230104
300245	Dayton Parts	R200071	310396	Dayton Parts	R230105
300248	Dayton Parts	R200073	310397	Dayton Parts	R230073
300249	Dayton Parts	R200074	310398	Dayton Parts	R230072
300260	Dayton Parts	R200072	310399	Dayton Parts	R230095
300262	Dayton Parts	R200273	310424	Dayton Parts	R230067
300263	Dayton Parts	R200275	310424	Dayton Parts	R230071
300264	Dayton Parts	R201310	310425	Dayton Parts	R230070
300268	Dayton Parts	R200268	310433	Dayton Parts	R230072
300274	Dayton Parts	R200269	310434	Dayton Parts	R230073
300276	Dayton Parts	R201426	310455	Dayton Parts	R230139
300277	Dayton Parts	R201427	310456	Dayton Parts	R230140
300286	Dayton Parts	R200280	310467	Dayton Parts	R230141
310112	Dayton Parts	R230002	310469	Dayton Parts	R230143
310113	Dayton Parts	R230003	310470	Dayton Parts	R230144
310115	Dayton Parts	R230004	310471	Dayton Parts	R230408
310116	Dayton Parts	R230005	310472	Dayton Parts	R230409
310121	Dayton Parts	R230060	310473	Dayton Parts	R230419
310122	Dayton Parts	R230061	310474	Dayton Parts	R230424
310129	Dayton Parts	R230006	346142	Dayton Parts	R250012
310130	Dayton Parts	R230007	346188	Dayton Parts	R250001
310142	Dayton Parts	R230062	346189	Dayton Parts	R250025
310143	Dayton Parts	R230063	346190	Dayton Parts	R250026
310160	Dayton Parts	R230008	346218	Dayton Parts	R250033
310161	Dayton Parts	R230009	346219	Dayton Parts	R250034
310164	Dayton Parts	R230012	346223	Dayton Parts	R250036
310165	Dayton Parts	R230013	346249	Dayton Parts	R250051
310183	Dayton Parts	R230018	346256	Dayton Parts	R250053
310184	Dayton Parts	R230019	346257	Dayton Parts	R250053
310208	Dayton Parts	R230024	346258	Dayton Parts	R250054
310209	Dayton Parts	R230025	346262	Dayton Parts	R225055
310215	Dayton Parts	R230029	346263	Dayton Parts	R225056
310222	Dayton Parts	R230068	346264	Dayton Parts	R225057
310223	Dayton Parts	R230069	346279	Dayton Parts	R250063
310228	Dayton Parts	R230071	346282	Dayton Parts	R250335
310229	Dayton Parts	R230070	346286	Dayton Parts	R250093
310264	Dayton Parts	R230405	346293	Dayton Parts	R250066
310266	Dayton Parts	R230030	346297	Dayton Parts	R250085
310267	Dayton Parts	R230031	346300	Dayton Parts	R250340
310271	Dayton Parts	R230034	346310	Dayton Parts	R250345
310272	Dayton Parts	R230035	346339	Dayton Parts	R250046
310277	Dayton Parts	R230036	346341	Dayton Parts	R250095
310278	Dayton Parts	R230037	346345	Dayton Parts	R250347
310285	Dayton Parts	R230421	346350	Dayton Parts	R250103
310286	Dayton Parts	R230420	346351	Dayton Parts	R250104
310296	Dayton Parts	R230043	346370	Dayton Parts	R250067

CROSS REFERENCE LISTING

INTERCHANGE

PART#	COMPETITOR	MERITOR#	PART#	COMPETITOR	MERITOR#
346371	Dayton Parts	R250068	2037140	GMC	R230036
346377	Dayton Parts	R250088	2037142	GMC	R230037
346379	Dayton Parts	R250105	2055523	GMC	R230074
346383	Dayton Parts	R250348	2330712	GMC	R230005
346384	Dayton Parts	R250112	2330713	GMC	R230004
346385	Dayton Parts	R250113	2362836	GMC	R230004
346390	Dayton Parts	R250349	2452860	GMC	R230070
346405	Dayton Parts	R250357	2452861	GMC	R230071
346408	Dayton Parts	R250359	2456810	GMC	R230060
346409	Dayton Parts	R250360	2456811	GMC	R230061
346410	Dayton Parts	R250361	2466811	GMC	R230061
346411	Dayton Parts	R250362	2521013	GMC	R230011
346413	Dayton Parts	R250395	2621012	Perfect Circle	R200001
346436	Dayton Parts	R250392	2621016	Perfect Circle	R200027
346446	Dayton Parts	R250124	2621017	Perfect Circle	R230025
384608	Trailmobile	R230037	2621018	Perfect Circle	R200029
384614	Trailmobile	R230068	2621336	Perfect Circle	R200003
384615	Trailmobile	R230069	2621364	Perfect Circle	R200144
384616	Trailmobile	R230071	2621406	Perfect Circle	R230011
384622	Trailmobile	R230030	2621414	Perfect Circle	R200142
384623	Trailmobile	R230031	2621421	Perfect Circle	R200143
385325	Trailmobile	R250025	2621422	Perfect Circle	R200123
462389	GMC	R230034	2621425	Perfect Circle	R200142
462390	GMC	R230035	2621431	Perfect Circle	R200155
669335	GMC	R250026	2621461	Perfect Circle	R200018
671488	GMC	R230024	2621463	Perfect Circle	R200027
671489	GMC	R230025	2621467	Perfect Circle	R230022
684196	GMC	R250054	2621472	Perfect Circle	R200026
698571	GMC	R230068	2621473	Perfect Circle	R230024
698572	GMC	R230069	2621475	Perfect Circle	R200001
718796	GMC	R250053	2621483	Perfect Circle	R200028
718798	GMC	R250053	2621491	Perfect Circle	R200042
798203	GMC	R230073	2621507	Perfect Circle	R200172
798204	GMC	R230072	2621509	Perfect Circle	R200034
817018	Eaton	R230140	2621512	Perfect Circle	R200168
817019	Eaton	R230139	2621513	Perfect Circle	R200170
820626	Eaton	R230072	2621525	Perfect Circle	R200193
820627	Eaton	R230073	2621537	Perfect Circle	R200044
820694	Eaton	R230072	2621548	NAPA United	R200046
820695	Eaton	R230073	2621548	Perfect Circle	R200046
872469	Autocar	R230061	2621550	NAPA United	R200051
872470	Autocar	R230060	2621550	Perfect Circle	R200051
1006148	Eaton	R230068	2621551	Perfect Circle	R200050
1006149	Eaton	R230069	2621554	Perfect Circle	R200198
1009009	Eaton	R230421	2621555	Perfect Circle	R200052
1009010	Eaton	R230420	2621557	Perfect Circle	R200054
1243756	Chrysler	R230004	2621558	Perfect Circle	R200055
1643277	Chrysler	R230061	2621559	Perfect Circle	R200055
1643278	Chrysler	R230060	2621560	Perfect Circle	R200057
1795584	Chrysler	R230004	2621561	Perfect Circle	R200057
1818854	Chrysler	R230063	2621569	Perfect Circle	R200065
1818855	Chrysler	R230062	2621572	Perfect Circle	R200195
2007728	GMC	R230036	2621576	Perfect Circle	R200068
2007731	GMC	R230037	2621577	Perfect Circle	R200067
2010021	GMC	R200195	2621579	Perfect Circle	R200073

CROSS REFERENCE LISTING

INTERCHANGE

PART#	COMPETITOR	MERITOR#	PART#	COMPETITOR	MERITOR#
2621580	Perfect Circle	R201300	2692701	Perfect Circle	R230056
2621582	Perfect Circle	R200066	2692703	Perfect Circle	R230074
2621583	Perfect Circle	R201310	2692705	Perfect Circle	R230051
2621584	Perfect Circle	R200074	2692710	Perfect Circle	R230066
2621591	Perfect Circle	R200071	2692751	Perfect Circle	R230209
2621597	Perfect Circle	R200072	2692752	Perfect Circle	R230210
2621603	Perfect Circle	R200268	2692753	Perfect Circle	R230095
2621635	Dana/Spicer	R201426	2693039	Perfect Circle	R230139
2692022	Perfect Circle	R230002	2693040	Perfect Circle	R230140
2692023	Perfect Circle	R230003	2695098	Perfect Circle	R230104
2692032	NAPA United	R230004	2695099	Perfect Circle	R230105
2692032	Perfect Circle	R230004	2721020	Perfect Circle	R250012
2692033	Perfect Circle	R230005	2721036	Perfect Circle	R250054
2692041	NAPA United	R230060	2721131	Perfect Circle	R250026
2692041	Perfect Circle	R230060	2721150	Perfect Circle	R250025
2692042	Perfect Circle	R230061	2721174	Perfect Circle	R250001
2692051	Perfect Circle	R230006	2721579	Perfect Circle	R250053
2692052	Perfect Circle	R230007	2721582	Perfect Circle	R250053
2692097	Perfect Circle	R230062	2721583	Perfect Circle	R250051
2692098	Perfect Circle	R230063	2721590	Perfect Circle	R250034
2692138	Perfect Circle	R230008	2721593	Perfect Circle	R250345
2692139	Perfect Circle	R230009	2721600	Perfect Circle	R250033
2692142	Perfect Circle	R230012	2721602	Perfect Circle	R250046
2692143	Perfect Circle	R230013	2721604	Perfect Circle	R250066
2692158	Perfect Circle	R230066	2721608	Perfect Circle	R250347
2692159	Perfect Circle	R230067	2721620	Perfect Circle	R250063
2692189	Perfect Circle	R230018	2721623	Perfect Circle	R250335
2692190	Perfect Circle	R230019	2721624	Perfect Circle	R250093
2692234	Perfect Circle	R230029	2721626	Perfect Circle	R250085
2692243	Perfect Circle	R230068	2721628	Perfect Circle	R250340
2692244	Perfect Circle	R230069	2721646	Perfect Circle	R250095
2692311	Perfect Circle	R230070	2721650	Perfect Circle	R250103
2692311	Perfect Circle	R230071	2721651	Perfect Circle	R250104
2692312	Perfect Circle	R230071	2721652	Perfect Circle	R250067
2692314	Perfect Circle	R230024	2721654	Perfect Circle	R250105
2692315	Perfect Circle	R230025	2724124	Perfect Circle	R225055
2692432	Perfect Circle	R230405	2724125	Perfect Circle	R225057
2692437	Perfect Circle	R230030	2724126	Perfect Circle	R225056
2692438	Perfect Circle	R230031	2724148	Perfect Circle	R250036
2692446	Perfect Circle	R230071	2724179	Perfect Circle	R250088
2692447	Perfect Circle	R230070	2724182	Perfect Circle	R250068
2692466	Perfect Circle	R230034	2724183	Perfect Circle	R250347
2692467	NAPA United	R230035	2724186	Perfect Circle	R250348
2692467	Perfect Circle	R230035	3310316	Dayton Parts	R230073
2692474	Perfect Circle	R230036	3634206	Chrysler	R230070
2692475	Perfect Circle	R230037	3634207	Chrysler	R230071
2692485	Perfect Circle	R230073	3744496	Chrysler	R230069
2692486	Perfect Circle	R230072	3744497	Chrysler	R230068
2692644	Perfect Circle	R230070	3838004	Chrysler	R230005
2692645	Perfect Circle	R230071	3838005	Chrysler	R230004
2692653	Perfect Circle	R230043	3853990	GMC	R200027
2692663	Perfect Circle	R230230	3854744	GMC	R200001
2692664	Perfect Circle	R230231	3864347	GMC	R230008
2692698	Perfect Circle	R230073	3864348	GMC	R230009
2692700	Perfect Circle	R230040	3864353	GMC	R230012

CROSS REFERENCE LISTING

INTERCHANGE

PART#	COMPETITOR	MERITOR#	PART#	COMPETITOR	MERITOR#
3864354	GMC	R230013	1160271C92	Navistar	R200268
3892946	GMC	R230405	1649637C91	Navistar	R230029
3948867	Volvo White GMC	R230060	1658897C91	Navistar	R230411
3948868	Volvo White GMC	R230061	1658934C93	Navistar	R200042
8885021	GMC	R200066	1658934C93	Navistar	R200074
8885621	GMC	R200066	1658946C91	Navistar	R230217
8885856	GMC	R200066	1658947C91	Navistar	R230218
8885857	GMC	R230024	1660271C91	Navistar	R200268
8885857	GMC	R230025	1660271C92	Navistar	R200268
12548107	GMC	R230141	1661437C92	Navistar	R250112
12548110	GMC	R230143	1662305C91	Navistar	R200123
12548111	GMC	R230144	1662305C91	Navistar	R200144
12549192	GMC	R230209	1662306C91	Navistar	R200193
12549193	GMC	R230210	1668407C91	Navistar	R230068
15501673	GMC	R250345	1668408C91	Navistar	R230069
15501674	GMC	R250046	1668409C91	Navistar	R230415
15506689	GMC	R250001	1668410C91	Navistar	R230416
15510849	GMC	R200195	1668411C91	Navistar	R200172
15515804	GMC	R230068	1668411C91	Navistar	R201426
15515805	GMC	R230069	1668412C91	Navistar	R201427
15536398	GMC	R200046	1668480C91	Navistar	R230104
15622057	GMC	R250104	1677271C91	Navistar	R230073
15622068	GMC	R230209	18QK214P2	Mack	R230070
15622069	GMC	R230210	18QK23A	Mack	R230070
15625713	GMC	R250103	18QK28A	Mack	R230071
27092962	Volvo White GMC	R230040	18QK29301	Mack	R230070
27092963	Volvo White GMC	R230056	205SQ12	Mack	R200168
370240004	Autocar	R230068	21150L	Batco	R230002
370240004	Volvo White GMC	R230068	21150R	Batco	R230003
370240005	Autocar	R230069	21176L	Batco	R230004
370240005	Volvo White GMC	R230069	21187L	Batco	R230060
370245001	Autocar	R230072	21187R	Batco	R230061
370245001	Volvo White GMC	R230072	212033L	Batco	R230072
370245002	Autocar	R230073	212035L	Batco	R230030
370245002	Volvo White GMC	R230073	212036R	Batco	R230031
370245010	Volvo White GMC	R230069	212041L	Batco	R230071
370245011	Volvo White GMC	R230068	212061L	Batco	R230034
370904405	Western Star	R200068	212062R	Batco	R230035
370905005	Volvo White GMC	R200068	212069R	Batco	R230036
389050001	Volvo White GMC	R250093	212070L	Batco	R230037
1412098001	Freightliner	R250120	212090L	Batco	R230072
10QH242P1	Mack	R230061	212091R	Batco	R230073
10QH243P1	Mack	R230043	212115R	Batco	R230070
10QH243P2	Mack	R230060	212116L	Batco	R230071
10QH248	Mack	R230061	212118L	Batco	R230043
10QH248P3	Mack	R230041	212202R	Batco	R230073
10QH248P4	Mack	R230042	212204R	Batco	R230073
10QH310P1	Mack	R230042	212207R	Batco	R230066
10QH310P1	Mack	R230071	212209R	Batco	R230073
10QH311P1	Mack	R230073	212224L	Batco	R230040
10QH312P1	Mack	R230072	212225R	Batco	R230056
10QH39P1	Mack	R230041	21235NL	Batco	R230006
10QH39P1	Mack	R230070	21235NR	Batco	R230007
110362R92	Navistar	R230060	212613L	Batco	R230231
110363R92	Navistar	R230061	212614R	Batco	R230230

CROSS REFERENCE LISTING

INTERCHANGE

PART#	COMPETITOR	MERITOR#	PART#	COMPETITOR	MERITOR#
213030R	Batco	R230104	474520C91	Navistar	R200198
213031L	Batco	R230105	480645C92	Navistar	R250051
213032R	Batco	R230095	486354C91	Navistar	R230072
213034R	Batco	R230073	486355C91	Navistar	R230073
21304L	Batco	R230062	486355C91F	Navistar	R230073
21304R	Batco	R230063	486355R91	Navistar	R230073
21330L	Batco	R230008	486806C93	Navistar	R200073
21330R	Batco	R230009	486807C91	Navistar	R230051
21332L	Batco	R230012	489023C91	Navistar	R250066
21332R	Batco	R230013	490425C91	Navistar	R250340
21346L	Batco	R230066	491665C91	Navistar	R230066
21346R	Batco	R230067	493092C92	Navistar	R200054
21373L	Batco	R230018	493094C94	Navistar	R200055
21373R	Batco	R230019	493095C91	Navistar	R200057
21376L	Batco	R230071	493095C92	Navistar	R200054
21405L	Batco	R230024	493095C93	Navistar	R200057
21405R	Batco	R230025	493652C91	Navistar	R250335
21411L	Batco	R230029	503523C91	Navistar	R250063
21423L	Batco	R230068	506661C91	Navistar	R230231
21423R	Batco	R230069	506662C91	Navistar	R230230
21431R	Batco	R230071	506684C91	Navistar	R230073
219403R91	Navistar	R230004	507835C91	Navistar	R230029
219404R91	Navistar	R230005	507837C91	Navistar	R230068
263498C91	Navistar	R230006	507838C91	Navistar	R230069
263499C91	Navistar	R230007	549800C91	Navistar	R200195
301SQ47CP1	Mack	R200065	577682C91	Navistar	R230074
301SQ52	Mack	R200071	577684C91	Navistar	R201300
303136C92	Navistar	R200142	581063C91	Navistar	R230073
303137C92	Navistar	R200123	586806C91	Navistar	R200073
303137C92	Navistar	R200144	586806C92	Navistar	R200073
303139C92	Navistar	R200172	586806C93	Navistar	R200073
303140C92	Navistar	R200170	588808C91	Navistar	R200074
310228SF	Dayton Parts	R230041	590583C91	Navistar	R230072
310229SF	Dayton Parts	R230042	590584C91	Navistar	R230073
310-483	Dayton Parts	R230145	591945C92	Navistar	R200034
310-484	Dayton Parts	R230146	592872C91	Navistar	R230095
377635C91	Navistar	R230029	61556R91	Navistar	R200003
384460B	Trailmobile	R200052	8375B	Moog	R200003
384693B	Trailmobile	R200074	838308B	Volvo White GMC	R230071
399942C93	Navistar	R200042	8386B	Moog	R200144
408547C91	Navistar	R200034	8386N	Moog	R200123
408547C93	Navistar	R200034	839307B	Volvo White GMC	R230070
438368C91	Navistar	R230068	8462B	Moog	R230011
438369C91	Navistar	R230069	8462N	Moog	R230022
442354C91	Navistar	R230073	8488B	Moog	R200018
442354C92	Navistar	R230073	8489B	Moog	R200172
447094C91	Navistar	R230029	8490T	Moog	R200001
450062C91	Navistar	R230019	8491B	Moog	R230025
450063C91	Navistar	R230018	8491N	Moog	R230024
452344C91	Navistar	R200193	8492B	Moog	R200027
453831C91	Navistar	R250085	8492N	Moog	R200026
459307C91	Navistar	R230035	8500B	Moog	R200029
461665C91	Navistar	R230066	8500N	Moog	R200028
472094C91	Navistar	R200055	8507B	Moog	R200143
473695C92	Navistar	R200052	8507N	Moog	R200155

CROSS REFERENCE LISTING

INTERCHANGE

PART#	COMPETITOR	MERITOR#	PART#	COMPETITOR	MERITOR#
8515B	Moog	R200172	A3144D524	Mack	R230069
8517B	Moog	R200034	A3144D524	Marmon	R230069
8518B	Moog	R200170	A3144D524	Peterbilt	R230069
8518N	Moog	R200168	A3144D524	Volvo White GMC	R230069
8519B	Moog	R200142	A3144E525	Freightliner	R230068
8519N	Moog	R200142	A3144E525	Kenworth	R230068
8553B	Moog	R200193	A3144E525	Mack	R230068
8567B	Moog	R200042	A3144E525	Marmon	R230068
8568B	Moog	R200044	A3144E525	Peterbilt	R230068
8570B	Moog	R200046	A3144E525	Volvo White GMC	R230068
8571B	Moog	R200198	A3144F448	Freightliner	R230073
8572B	Moog	R200051	A3144G449	Freightliner	R230072
8573B	Moog	R200050	A3144J296	Kenworth	R230070
8577B	Moog	R200052	A3144J296	Marmon	R230070
8579B	Moog	R200054	A3144J296	Peterbilt	R230070
8581B	Moog	R200055	A3144J296	Volvo White GMC	R230070
8581N	Moog	R200055	A3144J296	Freightliner	R230071
8583B	Moog	R200057	A3144K297	Freightliner	R230070
8583N	Moog	R200057	A3144K297	Kenworth	R230071
8590B	Moog	R200195	A3144K297	Marmon	R230071
8601B	Moog	R200065	A3144K297	Peterbilt	R230071
8603B	Moog	R200066	A3144K297	Volvo White GMC	R230071
8605B	Moog	R200068	A3144M533	Freightliner	R230074
8607B	Moog	R200067	A3144M533	Kenworth	R230074
8610B	Moog	R200073	A3144M533	Marmon	R230074
8611B	Moog	R201310	A3144Q225	Freightliner	R230060
8612B	Moog	R201300	A3144Q225	Kenworth	R230060
8613B	Moog	R200066	A3144Q225	Marmon	R230060
8617B	Moog	R200074	A3144Q225	Peterbilt	R230060
8637B	Moog	R200268	A3144Q225	Volvo White GMC	R230060
8639B	Moog	R200072	A3144R226	Freightliner	R230061
8641B	Moog	R200275	A3144R226	Kenworth	R230061
8643B	Moog	R200273	A3144R226	Marmon	R230061
8645B	Moog	R200034	A3144R226	Peterbilt	R230061
887783A	Autocar	R230071	A3144R226	Volvo White GMC	R230061
887784A	Autocar	R230070	A3144U438	Mack	R230072
894049R93	Navistar	R230074	A3144U438	Volvo White GMC	R230072
894144R91	Navistar	R230002	A3144V437	Volvo White GMC	R230073
894145R91	Navistar	R230003	AKP3490	PAI	R200065
969055R91	Navistar	R230071	AKP9819	PAI	R200071
969056R91	Navistar	R230070	AKP9821	PAI	R200168
A23144M273	Kenworth	R230074	AKP9822	PAI	R200195
A23144M273	Marmon	R230074	AKP9823	PAI	R200198
A3144C237	Freightliner	R230066	ARE9950	PAI	R230071
A3144C237	Kenworth	R230066	ARE9955	PAI	R230061
A3144C237	Marmon	R230066	ARE9984	PAI	R230060
A3144C237	Peterbilt	R230066	ARE9985	PAI	R230043
A3144C237	Volvo White GMC	R230066	ARE9986	PAI	R230073
A3144D238	Freightliner	R230067	ARE9987	PAI	R230072
A3144D238	Kenworth	R230067	ARE9988	PAI	R230069
A3144D238	Marmon	R230067	ARE9989	PAI	R230068
A3144D238	Peterbilt	R230067	ARE9990	PAI	R230070
A3144D238	Volvo White GMC	R230067	ARE9991	PAI	R230070
A3144D524	Freightliner	R230069	B7TZ3111F	Ford	R200143
A3144D524	Kenworth	R230069	B8TZ3A130B	Ford	R230067

CROSS REFERENCE LISTING

INTERCHANGE

PART#	COMPETITOR	MERITOR#	PART#	COMPETITOR	MERITOR#
B8TZ3A131B	Ford	R230066	DS1028	Flagg	R250085
C1TZ3A130A	Ford	R230003	DS1028	Moog	R250085
C1TZ3A130B	Ford	R230063	DS1028	TRW	R250085
C1TZ3A131A	Ford	R230004	DS1031	TRW	R250340
C1TZ3A131B	Ford	R230062	DS1034	Flagg	R250066
C1TZ3A131C	Ford	R230060	DS1034	McQuay	R250066
C2TZ3111F	Ford	R200155	DS1034	Moog	R250066
C2TZ3111G	Ford	R200142	DS1034	TRW	R250066
C3TZ3111A	Ford	R200018	DS1044	Flagg	R250345
C7TZ3304A	Ford	R250012	DS1044	Moog	R250345
C7TZ3A130D	Ford	R230019	DS1044	TRW	R250345
C7TZ3A131D	Ford	R230018	DS1064	Flagg	R250001
C8TZ3A130A	Ford	R230061	DS1064	McQuay	R250001
D0HZ3304B	Ford	R250036	DS1064	Moog	R250001
D0HZ3A130A	Ford	R230069	DS1064	TRW	R250001
D0HZ3A131A	Ford	R230068	DS1067	Flagg	R250046
D1HZ3111A	Ford	R200142	DS1067	TRW	R250046
D1HZ3111B	Ford	R200172	DS1179	Flagg	R250067
D2TZ3111D	Ford	R200018	DS1179	Moog	R250067
D5HZ3304D	Ford	R250025	DS1179	TRW	R250067
D5TZ3A130A	Ford	R230030	DS1180	Flagg	R250068
D5TZ3A131A	Ford	R230031	DS1180	Moog	R250068
D6HZ3111A	Ford	R200051	DS1180	TRW	R250068
D6HZ3111B	Ford	R200050	DS1186	TRW	R250088
D6TZ3111A	Ford	R200044	DS1191	Flagg	R250095
DL1020	Unimotive	R250063	DS1191	Moog	R250095
DL1034	Unimotive	R250066	DS1191	TRW	R250095
DL2345	Eaton	R225055	DS1199	Flagg	R250103
DL2346	Eaton	R225056	DS1199	Moog	R250103
DL2347	Eaton	R225057	DS1199	TRW	R250103
DL2351	Eaton	R250063	DS1200	Flagg	R250104
DL2360	Eaton	R250051	DS1200	Moog	R250104
DL2449	Eaton	R250053	DS1200	TRW	R250104
DL2450	Eaton	R250053	DS1203	Flagg	R250347
DL2451	Eaton	R250036	DS1203	Moog	R250347
DL2452	Eaton	R250025	DS1203	TRW	R250347
DL800	Unimotive	R250012	DS1204	Flagg	R250105
DL908	Unimotive	R250025	DS1204	Moog	R250105
DL910	Unimotive	R250026	DS1204	TRW	R250105
DL948	Unimotive	R250033	DS1207	Flagg	R250348
DL949	Unimotive	R250034	DS1207	Moog	R250348
DL953	Unimotive	R250036	DS1207	TRW	R250348
DL979	Unimotive	R250051	DS1214	Flagg	R250112
DL986	Unimotive	R250053	DS1214	Moog	R250112
DL987	Unimotive	R250053	DS1214	TRW	R250112
DL988	Unimotive	R250054	DS1215	Flagg	R250113
DL992	Unimotive	R225055	DS1215	TRW	R250113
DL993	Unimotive	R225056	DS1218	Flagg	R250120
DL994	Unimotive	R225057	DS1218	Moog	R250120
DS1020	Flagg	R250063	DS1218	TRW	R250120
DS1020	McQuay	R250063	DS1234	TRW	R250349
DS1020	Moog	R250063	DS1265	TRW	R250357
DS1020	TRW	R250063	DS1268	TRW	R250359
DS1022	TRW	R250335	DS1269	TRW	R250360
DS1024	TRW	R250093	DS1270	TRW	R250361

CROSS REFERENCE LISTING

INTERCHANGE

PART#	COMPETITOR	MERITOR#	PART#	COMPETITOR	MERITOR#
DS1271	TRW	R250362	DS994	Flagg	R225057
DS1366	TRW	R250392	DS994	McQuay	R225057
DS1369	TRW	R250395	DS994	Moog	R225057
DS1442	TRW	R250124	DS994	TRW	R225057
DS800	Flagg	R250012	E0HZ3304A	Ford	R250033
DS800	McQuay	R250012	E0HZ3304B	Ford	R250034
DS800	Moog	R250012	E0HZ3304D	Ford	R250034
DS800	TRW	R250012	E2HT3304AA	Ford	R250034
DS907	McQuay	R250001	E3HZ3304A	Ford	R250105
DS907	Moog	R250001	E3HZ3304B	Ford	R250034
DS907	TRW	R250001	E3HZ3304H	Ford	R250025
DS908	Flagg	R250025	E3HZ3304J	Ford	R250036
DS908	McQuay	R250025	E3HZ3A130A	Ford	R230069
DS908	Moog	R250025	E3HZ3A131A	Ford	R230068
DS908	TRW	R250025	E4HZ3304B	Ford	R250025
DS910	Flagg	R250026	E4HZ3A130A	Ford	R230069
DS910	McQuay	R250026	E4HZ3A130B	Ford	R230069
DS910	Moog	R250026	E4HZ3A131A	Ford	R230068
DS910	TRW	R250026	E6HZ3A130A	Ford	R230031
DS948	Flagg	R250033	E6HZ3A131A	Ford	R230030
DS948	McQuay	R250033	E8HZ3111A	Ford	R200072
DS948	Moog	R250033	E8HZ3304B	Ford	R250095
DS948	TRW	R250033	E8HZ3304E	Ford	R250347
DS949	Flagg	R250034	E8HZ3304F	Ford	R250347
DS949	McQuay	R250034	E8HZ3A130A	Ford	R230019
DS949	Moog	R250034	E8HZ3A131A	Ford	R230018
DS949	TRW	R250034	E9HZ3111A	Ford	R200273
DS953	Flagg	R250036	E9HZ3111B	Ford	R200275
DS953	McQuay	R250036	E9HZ3111C	Ford	R200280
DS953	Moog	R250036	ES150L	Flagg	R230002
DS953	TRW	R250036	ES150L	McQuay	R230002
DS979	Flagg	R250051	ES150L	Moog	R230002
DS979	McQuay	R250051	ES150L	O & S Mfg.	R230002
DS979	Moog	R250051	ES150L	TRW	R230002
DS979	TRW	R250051	ES150R	Flagg	R230003
DS986	Flagg	R250053	ES150R	McQuay	R230003
DS986	McQuay	R250053	ES150R	Moog	R230003
DS986	Moog	R250053	ES150R	O & S Mfg.	R230003
DS986	TRW	R250053	ES150R	TRW	R230003
DS987	Flagg	R250053	ES176L	Flagg	R230004
DS987	McQuay	R250053	ES176L	McQuay	R230004
DS987	Moog	R250053	ES176L	Moog	R230004
DS987	TRW	R250053	ES176L	O & S Mfg.	R230004
DS988	Flagg	R250054	ES176L	TRW	R230004
DS988	McQuay	R250054	ES176R	Flagg	R230005
DS988	Moog	R250054	ES176R	McQuay	R230005
DS988	TRW	R250054	ES176R	Moog	R230005
DS992	Flagg	R225055	ES176R	O & S Mfg.	R230005
DS992	McQuay	R225055	ES176R	TRW	R230005
DS992	Moog	R225055	ES187L	Flagg	R230060
DS992	TRW	R225055	ES187L	McQuay	R230060
DS993	Flagg	R225056	ES187L	Moog	R230060
DS993	McQuay	R225056	ES187L	O & S Mfg.	R230060
DS993	Moog	R225056	ES187L	TRW	R230060
DS993	TRW	R225056	ES187R	Flagg	R230061

CROSS REFERENCE LISTING

INTERCHANGE

PART#	COMPETITOR	MERITOR#	PART#	COMPETITOR	MERITOR#
ES187R	McQuay	R230061	ES2091R	McQuay	R230073
ES187R	Moog	R230061	ES2091R	Moog	R230073
ES187R	O & S Mfg.	R230061	ES2091R	O & S Mfg.	R230073
ES187R	TRW	R230061	ES2091R	TRW	R230073
ES2030R	Flagg	R230405	ES2113R	McQuay	R230070
ES2030R	McQuay	R230405	ES2113R	Moog	R230070
ES2030R	Moog	R230405	ES2113R	TRW	R230070
ES2030R	TRW	R230405	ES2114R	Flagg	R230070
ES2035L	Flagg	R230030	ES2114R	McQuay	R230070
ES2035L	McQuay	R230030	ES2114R	Moog	R230070
ES2035L	Moog	R230030	ES2114R	TRW	R230070
ES2035L	O & S Mfg.	R230030	ES2115R	McQuay	R230070
ES2035L	TRW	R230030	ES2115R	Moog	R230070
ES2036R	Flagg	R230031	ES2115R	TRW	R230070
ES2036R	McQuay	R230031	ES2116L	Flagg	R230071
ES2036R	Moog	R230031	ES2116L	McQuay	R230071
ES2036R	O & S Mfg.	R230031	ES2116L	Moog	R230071
ES2036R	TRW	R230031	ES2116L	TRW	R230071
ES2040R	McQuay	R230070	ES2118L	Flagg	R230043
ES2040R	Moog	R230070	ES2118L	McQuay	R230043
ES2040R	O & S Mfg.	R230070	ES2118L	Moog	R230043
ES2040R	TRW	R230070	ES2118L	O & S Mfg.	R230043
ES2041L	McQuay	R230071	ES2118L	TRW	R230043
ES2041L	Moog	R230071	ES2200L	TRW	R230074
ES2041L	O & S Mfg.	R230071	ES2202R	Flagg	R230073
ES2041L	TRW	R230071	ES2202R	McQuay	R230073
ES2061L	Flagg	R230034	ES2202R	Moog	R230073
ES2061L	McQuay	R230034	ES2202R	TRW	R230073
ES2061L	Moog	R230034	ES2203R	Flagg	R230051
ES2061L	O & S Mfg.	R230034	ES2203R	TRW	R230051
ES2061L	TRW	R230034	ES2204R	McQuay	R230073
ES2062R	Flagg	R230035	ES2204R	Moog	R230073
ES2062R	McQuay	R230035	ES2204R	TRW	R230073
ES2062R	Moog	R230035	ES2207R	McQuay	R230066
ES2062R	O & S Mfg.	R230035	ES2207R	Moog	R230066
ES2062R	TRW	R230035	ES2207R	O & S Mfg.	R230066
ES2063R	McQuay	R230031	ES2207R	TRW	R230066
ES2069R	Flagg	R230036	ES2209R	McQuay	R230073
ES2069R	McQuay	R230036	ES2209R	Moog	R230073
ES2069R	Moog	R230036	ES2209R	TRW	R230073
ES2069R	O & S Mfg.	R230036	ES2210L	McQuay	R230072
ES2069R	TRW	R230036	ES2210L	Moog	R230072
ES2070L	Flagg	R230037	ES2210L	TRW	R230072
ES2070L	McQuay	R230037	ES2224L	Flagg	R230040
ES2070L	Moog	R230037	ES2224L	McQuay	R230040
ES2070L	O & S Mfg.	R230037	ES2224L	Moog	R230040
ES2070L	TRW	R230037	ES2224L	TRW	R230040
ES2090L	Flagg	R230072	ES2225R	Flagg	R230056
ES2090L	McQuay	R230072	ES2225R	Moog	R230056
ES2090L	Moog	R230072	ES2225R	TRW	R230056
ES2090L	O & S Mfg.	R230072	ES235L	Flagg	R230006
ES2090L	TRW	R230072	ES235L	McQuay	R230006
ES2090L	TRW	R230073	ES235L	Moog	R230006
ES2091R	TRW	R230072	ES235L	O & S Mfg.	R230006
ES2091R	Flagg	R230073	ES235NL	Flagg	R230006

CROSS REFERENCE LISTING

INTERCHANGE

PART#	COMPETITOR	MERITOR#	PART#	COMPETITOR	MERITOR#
ES235NL	McQuay	R230006	ES3283R	Flagg	R230424
ES235NL	Moog	R230006	ES3283R	TRW	R230424
ES235NR	McQuay	R230007	ES3284L	Flagg	R230419
ES235NR	Moog	R230007	ES3284L	TRW	R230419
ES235R	Flagg	R230007	ES3297R	Flagg	R230420
ES235R	McQuay	R230007	ES3297R	TRW	R230420
ES235R	Moog	R230007	ES3298L	Flagg	R230421
ES235R	O & S Mfg.	R230007	ES3298L	TRW	R230421
ES2613L	Flagg	R230231	ES330L	Flagg	R230008
ES2613L	TRW	R230231	ES330L	McQuay	R230008
ES2614R	Flagg	R230230	ES330L	Moog	R230008
ES2614R	TRW	R230230	ES330L	O & S Mfg.	R230008
ES3026L	Flagg	R230209	ES330L	TRW	R230008
ES3026L	TRW	R230209	ES330R	Flagg	R230009
ES3027R	Flagg	R230210	ES330R	McQuay	R230009
ES3027R	TRW	R230210	ES330R	Moog	R230009
ES3030R	Flagg	R230104	ES330R	O & S Mfg.	R230009
ES3030R	Moog	R230104	ES330R	TRW	R230009
ES3030R	TRW	R230104	ES332L	Flagg	R230012
ES3031L	Flagg	R230105	ES332L	McQuay	R230012
ES3031L	Moog	R230105	ES332L	Moog	R230012
ES3031L	TRW	R230105	ES332L	O & S Mfg.	R230012
ES3032R	Flagg	R230095	ES332L	TRW	R230012
ES3032R	Moog	R230095	ES332R	Flagg	R230013
ES3032R	TRW	R230095	ES332R	McQuay	R230013
ES3033L	TRW	R230073	ES332R	Moog	R230013
ES3034R	TRW	R230072	ES332R	O & S Mfg.	R230013
ES3035L	TRW	R230030	ES332R	TRW	R230013
ES3036R	TRW	R230031	ES3442R	TRW	R230145
ES3037R	TRW	R230035	ES3443L	TRW	R230146
ES3038L	TRW	R230034	ES346L	Flagg	R230066
ES304L	Flagg	R230062	ES346L	McQuay	R230066
ES304L	McQuay	R230062	ES346L	Moog	R230066
ES304L	Moog	R230062	ES346L	O & S Mfg.	R230066
ES304L	O & S Mfg.	R230062	ES346L	TRW	R230066
ES304L	TRW	R230062	ES346R	Flagg	R230067
ES304R	Flagg	R230063	ES346R	McQuay	R230067
ES304R	McQuay	R230063	ES346R	Moog	R230067
ES304R	Moog	R230063	ES346R	O & S Mfg.	R230067
ES304R	O & S Mfg.	R230063	ES346R	TRW	R230067
ES304R	TRW	R230063	ES3476	TRW	R230139
ES3057	TRW	R230071	ES3477	TRW	R230140
ES3086L	TRW	R230217	ES373L	Flagg	R230018
ES3087R	TRW	R230218	ES373L	McQuay	R230018
ES3176R	TRW	R230408	ES373L	Moog	R230018
ES3177L	TRW	R230409	ES373L	O & S Mfg.	R230018
ES3214R	TRW	R230411	ES373L	TRW	R230018
ES3217L	TRW	R230068	ES373R	Flagg	R230019
ES3218R	TRW	R230069	ES373R	McQuay	R230019
ES3219L	TRW	R230415	ES373R	Moog	R230019
ES3220R	TRW	R230416	ES373R	O & S Mfg.	R230019
ES3252R	TRW		ES373R	TRW	R230019
ES3270L	TRW	R230143	ES376L	Flagg	R230071
ES3271R	TRW	R230144	ES376L	McQuay	R230071
ES3274L	TRW	R230141	ES376L	Moog	R230071

CROSS REFERENCE LISTING

INTERCHANGE

PART#	COMPETITOR	MERITOR#	PART#	COMPETITOR	MERITOR#
ES376L	O & S Mfg.	R230071	F1HZ3304E	Ford	R250359
ES376L	TRW	R230071	F1HZ3304J	Ford	R250360
ES376R	Flagg	R230070	F1HZ3304L	Ford	R250349
ES376R	McQuay	R230070	F1HZ3A130A	Ford	R230409
ES376R	Moog	R230070	F1HZ3A130B	Ford	R230408
ES376R	O & S Mfg.	R230070	F2HZ3304C	Ford	R250361
ES376R	TRW	R230070	F2HZ3304D	Ford	R250362
ES405L	Flagg	R230024	F3HZ3A130B	Ford	R230409
ES405L	McQuay	R230024	F3HZ3A131B	Ford	R230408
ES405L	Moog	R230024	F4HZ3304A	Ford	R250395
ES405L	O & S Mfg.	R230024	F5HZ3304A	Ford	R250392
ES405L	TRW	R230024	F5HZ3A130B	Ford	R230419
ES405R	Flagg	R230025	F5HZ3A131B	Ford	R230424
ES405R	McQuay	R230025	F6HZ3304FB	Ford	R250124
ES405R	Moog	R230025	F6HZ3A130AA	Ford	R230145
ES405R	O & S Mfg.	R230025	F6HZ3A131AA	Ford	R230146
ES405R	TRW	R230025	FAK4444	Navistar	R200001
ES411L	Flagg	R230029	FAK4446	Navistar	R200003
ES411L	McQuay	R230029	FAK4454	Navistar	R230011
ES411L	Moog	R230029	FAK4461	Navistar	R200018
ES411L	O & S Mfg.	R230029	FAK4465	Navistar	R230022
ES411L	TRW	R230029	FAK4467	Navistar	R230024
ES423L	Flagg	R230068	FAK4468	Navistar	R230025
ES423L	McQuay	R230068	FAK4469	Navistar	R200026
ES423L	Moog	R230068	FAK4470	Navistar	R200027
ES423L	O & S Mfg.	R230068	FAK4471	Navistar	R200028
ES423L	TRW	R230068	FAK4472	Navistar	R200029
ES423R	Flagg	R230069	FAK4477	Navistar	R200034
ES423R	McQuay	R230069	FAK4485	Navistar	R200042
ES423R	Moog	R230069	FAK4487	Navistar	R200044
ES423R	O & S Mfg.	R230069	FAK4489	Navistar	R200046
ES423R	TRW	R230069	FAK4493	Navistar	R200050
ES431L	Flagg	R230070	FAK4494	Navistar	R200051
ES431L	TRW	R230071	FAK4495	Navistar	R200052
ES431R	TRW	R230070	FAK4497	Navistar	R200054
ES431R	Flagg	R230071	FAK4498	Navistar	R200055
ES431R	McQuay	R230071	FAK4500	Navistar	R200057
ES431R	Moog	R230071	FAK4508	Navistar	R200065
ES431R	O & S Mfg.	R230071	FAK4509	Navistar	R200066
ES434L	Flagg	R230040	FAK4510	Navistar	R200067
ES434L	McQuay	R230040	FAK4511	Navistar	R200068
ES434L	Moog	R230040	FAK4514	Navistar	R200071
ES434L	TRW	R230040	FAK4516	Navistar	R200073
ES9001L	Flagg	R230140	FAK4517	Navistar	R200074
ES9001R	Flagg	R230139	FAK4518	Navistar	R200055
ES9009	Flagg	R230421	FAK4527	Navistar	R200123
ES9010	Flagg	R230420	FAK4531	Navistar	R200142
FOHZ3304A	Ford	R250105	FAK4532	Navistar	R200143
FOHZ3304E	Ford	R250348	FAK4533	Navistar	R200144
FOHZ3304F	Ford	R250348	FAK4536	Navistar	R200142
FOHZ3304G	Ford	R250095	FAK4537	Navistar	R200155
FOHZ3A131B	Ford	R230030	FAK4541	Navistar	R200168
FOHZ3A131B	Ford	R230031	FAK4542	Navistar	R200170
F1HZ3111A	Ford	R200072	FAK4544	Navistar	R200172
F1HZ3304A	Ford	R250357	FAK4548	Navistar	R200142

CROSS REFERENCE LISTING

INTERCHANGE

PART#	COMPETITOR	MERITOR#	PART#	COMPETITOR	MERITOR#
FAK4549	Navistar	R200123	FDL993	Navistar	R225056
FAK4549	Navistar	R200144	FDL994	Navistar	R225057
FAK4551	Navistar	R200172	FKP104B	Flagg	R200072
FAK4553	Navistar	R200193	FKP105B	Flagg	R200273
FAK4555	Navistar	R200195	FKP106B	Flagg	R200275
FAK4558	Navistar	R200198	FKP110B	Flagg	R200268
FAK4559	Navistar	R200193	FKP115B	Flagg	R200269
FAK4560	Navistar	R201300	FKP11B	Flagg	R200144
FAK4567	Navistar	R201310	FKP11N	Flagg	R200123
FAK4571	Navistar	R200170	FKP120B	Flagg	R200280
FAK4572	Navistar	R200269	FKP27B	Flagg	R230011
FAK4582	Navistar	R200268	FKP27N	Flagg	R230022
FAK4586	Navistar	R200072	FKP36B	Flagg	R200018
FAK4587	Navistar	R200273	FKP37B	Flagg	R200172
FAK4589	Navistar	R200275	FKP38B	Flagg	R200001
FAK5444	Navistar	R200052	FKP39B	Flagg	R230025
FAK5445	Navistar	R200055	FKP39N	Flagg	R230024
FAK5447	Navistar	R200057	FKP40B	Flagg	R200027
FAK5451	Navistar	R200073	FKP40N	Flagg	R200026
FAK5452	Navistar	R200052	FKP43B	Flagg	R200029
FAK5454	Navistar	R200268	FKP43N	Flagg	R200028
FAK5455	Navistar	R201426	FKP46B	Flagg	R200143
FAK5456	Navistar	R201427	FKP46N	Flagg	R200155
FDL1020	Navistar	R250063	FKP50B	Flagg	R200172
FDL1022	Navistar	R250335	FKP51B	Flagg	R200034
FDL1024	Navistar	R250093	FKP52B	Flagg	R200170
FDL1028	Navistar	R250085	FKP52N	Flagg	R200168
FDL1031	Navistar	R250340	FKP53B	Flagg	R200142
FDL1034	Navistar	R250066	FKP53N	Flagg	R200142
FDL1044	Navistar	R250345	FKP62B	Flagg	R200193
FDL1064	Navistar	R250001	FKP68B	Flagg	R200042
FDL1067	Navistar	R250046	FKP69B	Flagg	R200044
FDL1179	Navistar	R250067	FKP70B	Flagg	R200046
FDL1180	Navistar	R250068	FKP71B	Flagg	R200198
FDL1186	Navistar	R250088	FKP72B	Flagg	R200051
FDL1191	Navistar	R250095	FKP73B	Flagg	R200050
FDL1199	Navistar	R250103	FKP75B	Flagg	R200052
FDL1200	Navistar	R250104	FKP76B	Flagg	R200054
FDL1203	Navistar	R250347	FKP77B	Flagg	R200055
FDL1204	Navistar	R250105	FKP77N	Flagg	R200055
FDL1207	Navistar	R250348	FKP78B	Flagg	R200057
FDL1214	Navistar	R250112	FKP78N	Flagg	R200057
FDL1215	Navistar	R250113	FKP85B	Flagg	R200065
FDL800	Navistar	R250012	FKP86B	Flagg	R200066
FDL908	Navistar	R250025	FKP88B	Flagg	R200068
FDL910	Navistar	R250026	FKP89B	Flagg	R200067
FDL948	Navistar	R250033	FKP8B	Flagg	R200003
FDL949	Navistar	R250034	FKP90B	Flagg	R200195
FDL953	Navistar	R250036	FKP91B	Flagg	R200073
FDL979	Navistar	R250051	FKP92B	Flagg	R201310
FDL986	Navistar	R250053	FKP93B	Flagg	R201300
FDL987	Navistar	R250053	FKP94B	Flagg	R200071
FDL988	Navistar	R250054	FKP96B	Flagg	R200074
FDL992	Navistar	R225055	FTR150L	Navistar	R230002
			FTR150R	Navistar	R230003

CROSS REFERENCE LISTING

INTERCHANGE

PART#	COMPETITOR	MERITOR#	PART#	COMPETITOR	MERITOR#
FTR176L	Navistar	R230004	FTR423R	Navistar	R230069
FTR176R	Navistar	R230005	FTR431R	Navistar	R230071
FTR187L	Navistar	R230060	FTR8407	Navistar	R230068
FTR187R	Navistar	R230061	FTR8408	Navistar	R230069
FTR2035L	Navistar	R230030	FTR8409	Navistar	R230415
FTR2036R	Navistar	R230031	FTR8410	Navistar	R230416
FTR2040R	Navistar	R230070	K102I	Kaiser	R200268
FTR2061L	Navistar	R230034	K109I	Kaiser	R200034
FTR2062R	Navistar	R230035	K124R	McQuay	R200001
FTR2069R	Navistar	R230036	K162280	Kenworth	R225055
FTR2070L	Navistar	R230037	K162311	Kenworth	R225056
FTR2090L	Navistar	R230072	K162363	Kenworth	R225057
FTR2091R	Navistar	R230073	K1N	TRW	R200172
FTR2113R	Navistar	R230070	K391C	TRW	R200001
FTR2114R	Navistar	R230070	K401N	TRW	R200003
FTR2115R	Navistar	R230070	K450	TRW	R200144
FTR2116L	Navistar	R230071	K463	TRW	R230011
FTR2118L	Navistar	R230043	K477	TRW	R200143
FTR2200L	Navistar	R230074	K489	TRW	R200123
FTR2202R	Navistar	R230073	K493	TRW	R200018
FTR2203R	Navistar	R230051	K496	TRW	R200142
FTR2204R	Navistar	R230073	K496B	TRW	R200142
FTR2207R	Navistar	R230066	K499	TRW	R230022
FTR2209R	Navistar	R230073	K503	TRW	R200155
FTR2210L	Navistar	R230072	K506	TRW	R230024
FTR2224L	Navistar	R230040	K506B	TRW	R230025
FTR2225R	Navistar	R230056	K507	TRW	R200026
FTR235NL	Navistar	R230006	K507B	TRW	R200027
FTR235NR	Navistar	R230007	K509	TRW	R200028
FTR2613L	Navistar	R230231	K509B	TRW	R200029
FTR2614R	Navistar	R230230	K50F	Kaiser	R200018
FTR3026L	Navistar	R230209	K510B	TRW	R200172
FTR3027R	Navistar	R230210	K524B	TRW	R200034
FTR3030R	Navistar	R230104	K534B	TRW	R200193
FTR3031L	Navistar	R230105	K535B	TRW	R200042
FTR3032R	Navistar	R230095	K538B	TRW	R200044
FTR3033L	Navistar	R230073	K540B	TRW	R200046
FTR3034R	Navistar	R230072	K541B	TRW	R200170
FTR304L	Navistar	R230062	K542D	TRW	R200168
FTR304R	Navistar	R230063	K546B	TRW	R200050
FTR3057	Navistar	R230071	K547B	TRW	R200198
FTR330L	Navistar	R230008	K548B	TRW	R200051
FTR330R	Navistar	R230009	K549B	TRW	R200052
FTR332L	Navistar	R230012	K551B	TRW	R200054
FTR332R	Navistar	R230013	K552B	TRW	R200055
FTR346L	Navistar	R230066	K553D	TRW	R200055
FTR346R	Navistar	R230067	K554B	TRW	R200057
FTR373L	Navistar	R230018	K555D	TRW	R200057
FTR373R	Navistar	R230019	K562B	TRW	R200065
FTR376L	Navistar	R230071	K563B	TRW	R200195
FTR376R	Navistar	R230070	K564B	TRW	R200067
FTR405L	Navistar	R230024	K565B	TRW	R200068
FTR405R	Navistar	R230025	K567B	TRW	R200066
FTR411L	Navistar	R230029	K570B	TRW	R201300
FTR423L	Navistar	R230068	K572B	TRW	R200074

CROSS REFERENCE LISTING

INTERCHANGE

PART#	COMPETITOR	MERITOR#	PART#	COMPETITOR	MERITOR#
K582	TRW	R201310	KB450	Unimotive	R200144
K587	TRW	R200072	KB450A	Elgin	R200144
K588	TRW	R200273	KB450AN	Elgin	R200123
K589	TRW	R200275	KB462B	Elgin	R200001
K592	TRW	R200268	KB463	Elgin	R230011
K75F	Kaiser	R200044	KB463	Unimotive	R230011
K921L	Kaiser	R200193	KB463N	Elgin	R230022
K931C	Kaiser	R200051	KB465A	Elgin	R200142
K931F	Kaiser	R200051	KB465AN	Elgin	R200142
K931L	Kaiser	R200051	KB471	Elgin	R200003
K95F	Kaiser	R200050	KB477	Unimotive	R200143
K98I	Kaiser	R200003	KB477ANR	Elgin	R200155
KA124R	McQuay	R200001	KB477AR	Elgin	R200143
KA140	McQuay	R200003	KB489	Unimotive	R200123
KA213	McQuay	R230011	KB491A	Elgin	R200027
KA218	McQuay	R200142	KB491AN	Elgin	R200026
KA219	McQuay	R200143	KB492ANR	Elgin	R230024
KA227	McQuay	R200123	KB492AR	Elgin	R230025
KA235	McQuay	R200143	KB493	Elgin	R200018
KA236	McQuay	R200144	KB493	Unimotive	R200018
KA239	McQuay	R200155	KB496	Unimotive	R200142
KA241	McQuay	R200018	KB496B	Unimotive	R200142
KA246	McQuay	R230025	KB499	Unimotive	R230022
KA249	McQuay	R200026	KB503	Unimotive	R200155
KA250	McQuay	R230024	KB504	Elgin	R200172
KA257	McQuay	R200172	KB506	Unimotive	R230024
KA258	McQuay	R230022	KB506B	Unimotive	R230025
KA264	McQuay	R200028	KB507	Unimotive	R200026
KA277	McQuay	R200168	KB507B	Unimotive	R200027
KA278	McQuay	R200170	KB509	Unimotive	R200028
KA279	McQuay	R200042	KB509B	Unimotive	R200029
KA280	McQuay	R200034	KB510B	Unimotive	R200172
KA281	McQuay	R200029	KB524B	Unimotive	R200034
KA282	McQuay	R200142	KB534B	Elgin	R200193
KA291	McQuay	R200193	KB534B	Unimotive	R200193
KA298	McQuay	R200027	KB535B	Unimotive	R200042
KA300	McQuay	R200050	KB537	Elgin	R200044
KA301	McQuay	R200051	KB538B	Unimotive	R200044
KA302	McQuay	R200198	KB540B	Unimotive	R200046
KA306	McQuay	R200046	KB541B	Unimotive	R200170
KA307	McQuay	R200052	KB542D	Unimotive	R200168
KA309	McQuay	R200057	KB546	Elgin	R200050
KA310	McQuay	R200055	KB546B	Unimotive	R200050
KA312	McQuay	R200054	KB547	Elgin	R200198
KA313	McQuay	R200057	KB547B	Unimotive	R200198
KA314	McQuay	R200055	KB548	Elgin	R200051
KA317	McQuay	R200044	KB548B	Unimotive	R200051
KA321	McQuay	R200195	KB549B	Unimotive	R200052
KA325	McQuay	R200065	KB551B	Unimotive	R200054
KA328	McQuay	R200068	KB552B	Unimotive	R200055
KA331	McQuay	R200066	KB553D	Unimotive	R200055
KB325	Elgin	R200042	KB554B	Unimotive	R200057
KB391C	Unimotive	R200001	KB555D	Unimotive	R200057
KB401N	Unimotive	R200003	KB562B	Unimotive	R200065
KB425	Elgin	R200034	KB563B	Unimotive	R200195

CROSS REFERENCE LISTING

INTERCHANGE

PART#	COMPETITOR	MERITOR#	PART#	COMPETITOR	MERITOR#
KB564B	Unimotive	R200067	KIT170	Volvo White GMC	R200170
KB565B	Unimotive	R200068	KIT172	Freightliner	R200172
KB567B	Unimotive	R200066	KIT172	Kenworth	R200172
KB571NR	Elgin	R200028	KIT172	Marmon	R200172
KB571R	Elgin	R200029	KIT172	Meritor	R200172
KB645	Elgin	R200052	KIT172	Peterbilt	R200172
KB700	Elgin	R200170	KIT172	Volvo White GMC	R200172
KB700N	Elgin	R200168	KIT195	Freightliner	R200195
KB722	Elgin	R200046	KIT195	Kenworth	R200195
KB816	Elgin	R200054	KIT195	Mack	R200195
KB817	Elgin	R200055	KIT195	Marmon	R200195
KB817N	Elgin	R200055	KIT195	Meritor	R200195
KB818	Elgin	R200057	KIT195	Peterbilt	R200195
KB818N	Elgin	R200057	KIT195	Volvo White GMC	R200195
KB823	Elgin	R200195	KIT198	Mack	R200198
KB829	Elgin	R200065	KIT198	Marmon	R200198
KB830	Elgin	R200066	KIT198	Meritor	R200198
KB832	Elgin	R200068	KIT198	Volvo White GMC	R200198
KB834	Elgin	R200071	KIT199	Freightliner	R200193
KB835	Elgin	R200073	KIT199	Kenworth	R200193
KB837	Elgin	R201300	KIT199	Marmon	R200193
KB838	Elgin	R200067	KIT199	Meritor	R200193
KB840	Elgin	R200074	KIT199	Peterbilt	R200193
KIT123	Freightliner	R200123	KIT199	Volvo White GMC	R200193
KIT123	Kenworth	R200123	KKIT168	Freightliner	R200168
KIT123	Marmon	R200123	KP2262	Eaton	R200003
KIT123	Meritor	R200123	KP2266	Eaton	R200144
KIT123	Peterbilt	R200123	KP2268	Eaton	R230011
KIT123	Volvo White GMC	R200123	KP2271	Eaton	R200123
KIT1300	Freightliner	R201300	KP2276	Eaton	R230022
KIT1300	Kenworth	R201300	KP2277	Eaton	R200026
KIT1300	Marmon	R201300	KP2278	Eaton	R200027
KIT1300	Meritor	R201300	KP2279	Eaton	R230024
KIT1300	Peterbilt	R201300	KP2280	Eaton	R230025
KIT1310	Meritor	R201310	KP2281	Eaton	R200001
KIT142	Meritor	R200142	KP2283	Eaton	R200028
KIT143	Meritor	R200143	KP2284	Eaton	R200029
KIT144	Freightliner	R200144	KP2288	Eaton	R200142
KIT144	Kenworth	R200144	KP2289	Eaton	R200143
KIT144	Marmon	R200144	KP2290	Eaton	R200155
KIT144	Meritor	R200144	KP2292	Eaton	R200172
KIT144	Peterbilt	R200144	KP2293	Eaton	R200034
KIT144	Volvo White GMC	R200144	KP2294	Eaton	R200142
KIT154	Meritor	R200142	KP2296	Eaton	R200168
KIT155	Meritor	R200155	KP2297	Eaton	R200170
KIT168	Kenworth	R200168	KP2305	Eaton	R200193
KIT168	Marmon	R200168	KP2311	Eaton	R200042
KIT168	Meritor	R200168	KP2313	Eaton	R200044
KIT168	Peterbilt	R200168	KP2314	Eaton	R200198
KIT168	Volvo White GMC	R200168	KP2315	Eaton	R200051
KIT170	Freightliner	R200170	KP2316	Eaton	R200050
KIT170	Kenworth	R200170	KP2318	Eaton	R200046
KIT170	Marmon	R200170	KP2320	Eaton	R200052
KIT170	Meritor	R200170	KP2322	Eaton	R200054
KIT170	Peterbilt	R200170	KP2323	Eaton	R200055

CROSS REFERENCE LISTING

INTERCHANGE

PART#	COMPETITOR	MERITOR#	PART#	COMPETITOR	MERITOR#
KP2324	Eaton	R200055	L24SV8206A13	TRW	R230040
KP2325	Eaton	R200057	L24SV8208B12	TRW	R230042
KP2326	Eaton	R200057	L24SV8209B12	TRW	R230041
KP2327	Eaton	R200195	L24VU7061A11	Kenworth	R250088
KP2330	Eaton	R200065	L24VU8008B11	Kenworth	R250088
KP2331	Eaton	R200066	L24VU8108A11	TRW	R250124
KP2333	Eaton	R200068	L28SV5000A14	Freightliner	R230071
KP2334	Eaton	R200067	L28SV5000A18	Freightliner	R230071
KP2336	Eaton	R200071	L28SV5000A30	Freightliner	R230066
KP2337	Eaton	R200073	L28SV5000H29	Freightliner	R230071
KP2339	Eaton	R201300	L28SV5000H35	Freightliner	R230071
KP2340	Eaton	R200074	L28SV5001A18	Freightliner	R230070
KP2344	Eaton	R200018	L28SV5003A14	Freightliner	R230067
L18VU8000A12	TRW	R250113	L28SV5003B18	Freightliner	R230070
L20LV8041A14	TRW	R230421	L28SV5004D1	Freightliner	R230070
L20LV8042A14	TRW	R230420	L28SV5004D1	Volvo White GMC	R230070
L20SV8100D12	TRW	R230068	L28SV5200A12	Freightliner	R230073
L20SV8101D12	TRW	R230069	L28SV5200D12	Freightliner	R230073
L20SV8102B12	TRW	R230143	L28SV5201A12	Freightliner	R230072
L20SV8103B12	TRW	R230144	L28SV5201D12	Freightliner	R230072
L20SV8115A12	TRW	R230060	L28SV5202A1	Kenworth	R230073
L20SV8116A12	TRW	R230061	L28SV5203A1	Kenworth	R230072
L20SV8150A13	TRW	R230139	L28SV5207B16	Freightliner	R230073
L20SV8151A13	TRW	R230140	LS0SV8116A12	TRW	R230060
L24SV5000H17	Freightliner	R230037	M2300	BWP	R200001
L24SV5001A13	Freightliner	R230061	M2300107	Midland	R200001
L24SV5001A14	Freightliner	R230061	M2300110	Midland	R200003
L24SV5001D23	Freightliner	R230036	M2300125	Midland	R200144
L24SV5042A12	Autocar	R230069	M2300128	Midland	R230011
L24SV5042A12	Chrysler	R230069	M2300140	Midland	R200143
L24SV5042A12	Eaton	R230069	M2300150	Midland	R200123
L24SV5042A12	Freightliner	R230069	M2300155	Midland	R200018
L24SV5042A12	GMC	R230069	M2300158	Midland	R200142
L24SV5042A12	Kenworth	R230069	M2300159	Midland	R200142
L24SV5042A12	Marmon	R230069	M2300163	Midland	R230022
L24SV5042A12	Peterbilt	R230069	M2300170	Midland	R200155
L24SV5042A12	Volvo White GMC	R230069	M2300172	Midland	R230024
L24SV5042B12	Freightliner	R230069	M2300173	Midland	R230025
L24SV5043A12	Autocar	R230068	M2300174	Midland	R200026
L24SV5043A12	Chrysler	R230068	M2300175	Midland	R200027
L24SV5043A12	Eaton	R230068	M2300179	Midland	R200028
L24SV5043A12	Freightliner	R230068	M2300180	Midland	R200029
L24SV5043A12	GMC	R230068	M2300182	Midland	R200172
L24SV5043A12	Kenworth	R230068	M2300194	Midland	R200034
L24SV5043A12	Marmon	R230068	M2300204	Midland	R200193
L24SV5043A12	Peterbilt	R230068	M2300205	Midland	R200042
L24SV5043A12	Volvo White GMC	R230068	M2300207	Midland	R200044
L24SV5043A12	TRW	R230069	M2300209	Midland	R200046
L24SV5043A14	Freightliner	R230068	M2300210	Midland	R200170
L24SV5700A12	Freightliner	R230051	M2300211	Midland	R200168
L24SV8002B12	TRW	R230141	M2300215	Midland	R200050
L24SV8100A13	TRW	R230072	M2300216	Midland	R200198
L24SV8100D18	TRW	R230146	M2300217	Midland	R200051
L24SV8101A21	TRW	R230073	M2300218	Midland	R200052
L24SV8101E19	TRW	R230145	M2300220	Midland	R200054

CROSS REFERENCE LISTING

INTERCHANGE

PART#	COMPETITOR	MERITOR#	PART#	COMPETITOR	MERITOR#
M2300221	Midland	R200055	M2358	BWP	R201300
M2300222	Midland	R200055	M2363	BWP	R200143
M2300223	Midland	R200057	M2370	BWP	R200046
M2300224	Midland	R200057	M2373	BWP	R200057
M2300231	Midland	R200065	M2378	BWP	R200067
M2300232	Midland	R200195	M2379	BWP	R200073
M2300233	Midland	R200066	M2380	BWP	R200074
M2300234	Midland	R200067	M2384	BWP	R200268
M2300235	Midland	R200068	M2DS1020	Midland	R250063
M2300240	Midland	R201300	M2DS1022	Midland	R250335
M2300245	Midland	R200071	M2DS1024	Midland	R250093
M2300248	Midland	R200073	M2DS1028	Midland	R250085
M2300249	Midland	R200074	M2DS1031	Midland	R250340
M2300260	Midland	R200072	M2DS1034	Midland	R250066
M2300262	Midland	R200273	M2DS1044	Midland	R250345
M2300263	Midland	R200275	M2DS1064	Midland	R250001
M2300264	Midland	R201310	M2DS1067	Midland	R250046
M2300268	Midland	R200268	M2DS1179	Midland	R250067
M2300274	Midland	R200269	M2DS1180	Midland	R250068
M2300276	Midland	R201426	M2DS1186	Midland	R250088
M2301	BWP	R200003	M2DS1191	Midland	R250095
M2305	BWP	R200144	M2DS1199	Midland	R250103
M2306	BWP	R230011	M2DS1200	Midland	R250104
M2309	BWP	R200123	M2DS1203	Midland	R250347
M2310	BWP	R200018	M2DS1204	Midland	R250105
M2310455	Midland	R230139	M2DS1214	Midland	R250112
M2310456	Midland	R230140	M2DS1218	Midland	R250120
M2311	BWP	R200142	M2DS1234	Midland	R250349
M2312	BWP	R200142	M2DS1265	Midland	R250357
M2313	BWP	R230022	M2DS1268	Midland	R250359
M2316	BWP	R230024	M2DS1269	Midland	R250360
M2317	BWP	R230025	M2DS1270	Midland	R250361
M2318	BWP	R200026	M2DS1271	Midland	R250362
M2319	BWP	R200027	M2DS1366	Midland	R250392
M2320	BWP	R200028	M2DS1369	Midland	R250395
M2321	BWP	R200029	M2DS800	Midland	R250012
M2322	BWP	R200172	M2DS908	Midland	R250025
M2325	BWP	R200034	M2DS910	Midland	R250026
M2331	BWP	R200193	M2DS948	Midland	R250033
M2332	BWP	R200042	M2DS949	Midland	R250034
M2334	BWP	R200044	M2DS953	Midland	R250036
M2336	BWP	R200170	M2DS979	Midland	R250051
M2338	BWP	R200050	M2DS986	Midland	R250053
M2339	BWP	R200198	M2DS987	Midland	R250053
M2340	BWP	R200051	M2DS988	Midland	R250054
M2341	BWP	R200052	M2DS992	Midland	R225055
M2342	BWP	R200054	M2DS993	Midland	R225056
M2343	BWP	R200055	M2DS994	Midland	R225057
M2344	BWP	R200055	M2ES176L	Midland	R230004
M2345	BWP	R200057	M2ES176R	Midland	R230005
M2347	BWP	R200065	M2ES187L	Midland	R230060
M2348	BWP	R200195	M2ES187R	Midland	R230061
M2349	BWP	R200068	M2ES2035L	Midland	R230030
M2350	BWP	R200066	M2ES2036R	Midland	R230031
M2352	BWP	R200168	M2ES2061L	Midland	R230034

CROSS REFERENCE LISTING

INTERCHANGE

PART#	COMPETITOR	MERITOR#	PART#	COMPETITOR	MERITOR#
M2ES2062R	Midland	R230035	R200054	Meritor	R200054
M2ES2069R	Midland	R230036	R200055	Meritor	R200055
M2ES2070L	Midland	R230037	R200056	Meritor	R200055
M2ES2090L	Midland	R230072	R200057	Meritor	R200057
M2ES2091R	Midland	R230073	R200065	Meritor	R200065
M2ES2118L	Midland	R230043	R200066	Meritor	R200066
M2ES2202R	Midland	R230073	R200067	Meritor	R200067
M2ES2224L	Midland	R230040	R200068	Meritor	R200068
M2ES2225R	Midland	R230056	R200071	Meritor	R200071
M2ES235NL	Midland	R230006	R200073	Meritor	R200073
M2ES235NR	Midland	R230007	R200074	Meritor	R200074
M2ES2613L	Midland	R230231	R200123	Meritor	R200123
M2ES2614R	Midland	R230230	R200142	Meritor	R200142
M2ES3031L	Midland	R230105	R200143	Meritor	R200143
M2ES3032R	Midland	R230095	R200144	Meritor	R200144
M2ES3030R	Midland	R230104	R200154	Meritor	R200142
M2ES304L	Midland	R230062	R200155	Meritor	R200155
M2ES304R	Midland	R230063	R200168	Meritor	R200168
M2ES3056	Midland	R230070	R200170	Meritor	R200170
M2ES3057	Midland	R230071	R200172	Meritor	R200172
M2ES3297R	Midland	R230420	R200186	Meritor	R200144
M2ES3298L	Midland	R230421	R200189	Meritor	R200170
M2ES330L	Midland	R230008	R200193	Meritor	R200193
M2ES332L	Midland	R230012	R200195	Meritor	R200195
M2ES332R	Midland	R230013	R200198	Meritor	R200198
M2ES330R	Midland	R230009	R200199	Meritor	R200193
M2ES346L	Midland	R230066	R200268	Meritor	R200268
M2ES346R	Midland	R230067	R200269	Meritor	R200269
M2ES373L	Midland	R230018	R200272	Meritor	R200072
M2ES373R	Midland	R230019	R200273	Meritor	R200273
M2ES405L	Midland	R230024	R200275	Meritor	R200275
M2ES405R	Midland	R230025	R200280	Meritor	R200280
M2ES411L	Midland	R230029	R201300	Meritor	R201300
M2ES423L	Midland	R230068	R201310	Meritor	R201310
M2ES423R	Midland	R230069	R201426	Meritor	R201426
M2ES431L	Midland	R230071	R201427	Meritor	R201427
M2ES431R	Midland	R230070	R230002	Meritor	R230002
R200001	Meritor	R200001	R230003	Meritor	R230003
R200003	Meritor	R200003	R230004	Meritor	R230004
R200011	Meritor	R230011	R230005	Meritor	R230005
R200018	Meritor	R200018	R230006	Meritor	R230006
R200022	Meritor	R230022	R230007	Meritor	R230007
R200024	Meritor	R230024	R230008	Meritor	R230008
R200025	Meritor	R230025	R230009	Meritor	R230009
R200026	Meritor	R200026	R230012	Meritor	R230012
R200027	Meritor	R200027	R230013	Meritor	R230013
R200028	Meritor	R200028	R230018	Meritor	R230018
R200029	Meritor	R200029	R230019	Meritor	R230019
R200034	Meritor	R200034	R230022	Meritor	R230042
R200042	Meritor	R200042	R230023	Meritor	R230041
R200044	Meritor	R200044	R230024	Meritor	R230024
R200046	Meritor	R200046	R230025	Meritor	R230025
R200050	Meritor	R200050	R230028	Meritor	R230029
R200051	Meritor	R200051	R230030	Meritor	R230030
R200052	Meritor	R200052	R230031	Meritor	R230031

CROSS REFERENCE LISTING

INTERCHANGE

PART#	COMPETITOR	MERITOR#	PART#	COMPETITOR	MERITOR#
R230034	Meritor	R230034	R230415	Meritor	R230415
R230035	Meritor	R230035	R230416	Meritor	R230416
R230036	Meritor	R230036	R230419	Meritor	R230419
R230037	Meritor	R230037	R230420	Meritor	R230420
R230040	Meritor	R230040	R230421	Meritor	R230421
R230041	Meritor	R230041	R230424	Meritor	R230424
R230042	Meritor	R230042	R250001	Meritor	R250001
R230043	Meritor	R230043	R250012	Meritor	R250012
R230050	Meritor	R230073	R250025	Meritor	R250025
R230051	Meritor	R230051	R250026	Meritor	R250026
R230052	Meritor	R230073	R250033	Meritor	R250033
R230055	Meritor	R230072	R250034	Meritor	R250034
R230056	Meritor	R230056	R250036	Meritor	R250036
R230060	Meritor	R230060	R250051	Meritor	R250051
R230061	Meritor	R230061	R250052	Meritor	R250053
R230062	Meritor	R230062	R250053	Meritor	R250053
R230063	Meritor	R230063	R250054	Meritor	R250054
R230066	Meritor	R230067	R250055	Meritor	R225055
R230067	Meritor	R230066	R250056	Meritor	R225056
R230068	Meritor	R230068	R250057	Meritor	R225057
R230069	Meritor	R230069	R250063	Meritor	R250063
R230070	Meritor	R230070	R250066	Meritor	R250066
R230071	Meritor	R230071	R250067	Meritor	R250067
R230072	Meritor	R230072	R250068	Meritor	R250068
R230073	Meritor	R230073	R250085	Meritor	R250085
R230074	Meritor	R230074	R250088	Meritor	R250088
R230076	Meritor	R230066	R250093	Meritor	R250093
R230088	Meritor	R230060	R250095	Meritor	R250095
R230095	Meritor	R230095	R250103	Meritor	R250103
R230102	Meritor	R230073	R250104	Meritor	R250104
R230103	Meritor	R230072	R250105	Meritor	R250105
R230104	Meritor	R230104	R250112	Meritor	R250112
R230105	Meritor	R230105	R250113	Meritor	R250113
R230139	Meritor	R230139	R250120	Meritor	R250120
R230140	Meritor	R230140	R250124	Meritor	R250124
R230141	Meritor	R230141	R250335	Meritor	R250335
R230143	Meritor	R230143	R250340	Meritor	R250340
R230144	Meritor	R230144	R250345	Meritor	R250345
R230145	Meritor	R230145	R250346	Meritor	R250046
R230146	Meritor	R230146	R250347	Meritor	R250347
R230209	Meritor	R230209	R250348	Meritor	R250348
R230210	Meritor	R230210	R250349	Meritor	R250349
R230217	Meritor	R230217	R250357	Meritor	R250357
R230218	Meritor	R230218	R250359	Meritor	R250359
R230230	Meritor	R230230	R250360	Meritor	R250360
R230231	Meritor	R230231	R250361	Meritor	R250361
R230405	Meritor	R230405	R250362	Meritor	R250362
R230407	Meritor	R230095	R250392	Meritor	R250392
R230408	Meritor	R230408	R250395	Meritor	R250395
R230408	Meritor	R230409	S3596	S & S Parts	R200054
R230409	Meritor	R230408	S4382	S & S Parts	R250025
R230409	Meritor	R230409	S4603	S & S Parts	R250066
R230411	Meritor	R230411	S4760	S & S Parts	R230073
R230413	Meritor	R230068	S4767	S & S Parts	R230019
R230414	Meritor	R230069	S4768	S & S Parts	R230018

CROSS REFERENCE LISTING

INTERCHANGE

PART#	COMPETITOR	MERITOR#	PART#	COMPETITOR	MERITOR#
S4948	S & S Parts	R200055	SP621016	Spicer	R200027
S4949	S & S Parts	R200057	SP621017	Spicer	R230025
S4988	S & S Parts	R200074	SP621018	Spicer	R200029
S4996	S & S Parts	R200003	SP621336	Spicer	R200003
S5048	S & S Parts	R230071	SP621364	Spicer	R200144
S5049	S & S Parts	R230070	SP621406	Spicer	R230011
S5056	S & S Parts	R230060	SP621414	Spicer	R200142
S5057	S & S Parts	R230061	SP621421	Spicer	R200143
S5134	S & S Parts	R200073	SP621422	Spicer	R200123
S5223	S & S Parts	R200052	SP621425	Spicer	R200142
S5988	S & S Parts	R230073	SP621431	Spicer	R200155
S6072	S & S Parts	R200065	SP621461	Spicer	R200018
S6073	S & S Parts	R200071	SP621467	Spicer	R230022
S6488	S & S Parts	R200029	SP621472	Spicer	R200026
S6492	S & S Parts	R200143	SP621473	Spicer	R230024
S6493	S & S Parts	R200018	SP621475	Spicer	R200001
S6494	S & S Parts	R200028	SP621483	Spicer	R200028
S6500	S & S Parts	R230031	SP621491	Spicer	R200042
S6502	S & S Parts	R200051	SP621507	Spicer	R200172
S6503	S & S Parts	R200050	SP621509	Spicer	R200034
S6504	S & S Parts	R200044	SP621512	Spicer	R200168
S6634	S & S Parts	R200026	SP621513	Spicer	R200170
S6635	S & S Parts	R230024	SP621525	Spicer	R200193
S6642	S & S Parts	R230022	SP621537	Spicer	R200044
S6643	S & S Parts	R200066	SP621548	Spicer	R200046
S6659	S & S Parts	R230072	SP621550	Spicer	R200051
S6663	S & S Parts	R200034	SP621551	Spicer	R200050
S6936	S & S Parts	R200123	SP621554	Spicer	R200198
S6938	S & S Parts	R200142	SP621555	Spicer	R200052
S6939A	S & S Parts	R200144	SP621557	Spicer	R200054
S6945	S & S Parts	R200168	SP621558	Spicer	R200055
S6946	S & S Parts	R200170	SP621559	Spicer	R200055
S6947	S & S Parts	R200172	SP621560	Spicer	R200057
S6948	S & S Parts	R200195	SP621561	Spicer	R200057
S6949	S & S Parts	R200198	SP621569	Spicer	R200065
S6950	S & S Parts	R200193	SP621572	Spicer	R200195
S6963	S & S Parts	R201300	SP621576	Spicer	R200068
S7191	S & S Parts	R200068	SP621577	Spicer	R200067
S7357	S & S Parts	R230069	SP621580	Spicer	R201300
S7358	S & S Parts	R230068	SP621582	Spicer	R200066
S7459	S & S Parts	R230029	SP692022	Spicer	R230002
S7673	S & S Parts	R230030	SP692023	Spicer	R230003
S7721	S & S Parts	R230025	SP692032	Spicer	R230004
S7801	S & S Parts	R200042	SP692033	Spicer	R230005
S8184	S & S Parts	R250347	SP692041	Spicer	R230060
S8292	S & S Parts	R250012	SP692042	Spicer	R230061
S8293	S & S Parts	R250001	SP692051	Spicer	R230006
S8294	S & S Parts	R250034	SP692052	Spicer	R230007
S8371	S & S Parts	R200269	SP692097	Spicer	R230062
S8513	S & S Parts	R201310	SP692098	Spicer	R230063
S8634	S & S Parts	R230036	SP692138	Spicer	R230008
S8635	S & S Parts	R230037	SP692139	Spicer	R230009
S8999	S & S Parts	R230421	SP692142	Spicer	R230012
S9000	S & S Parts	R230420	SP692143	Spicer	R230013
S9327	S & S Parts	R200001	SP692158	Spicer	R230066

CROSS REFERENCE LISTING

INTERCHANGE

PART#	COMPETITOR	MERITOR#	PART#	COMPETITOR	MERITOR#
SP692159	Spicer	R230067	TE2010	Eaton	R230007
SP692189	Spicer	R230018	TE2011	Eaton	R230062
SP692190	Spicer	R230019	TE2012	Eaton	R230063
SP692234	Spicer	R230029	TE2013	Eaton	R230008
SP692243	Spicer	R230068	TE2014	Eaton	R230009
SP692244	Spicer	R230069	TE2015	Eaton	R230012
SP692311	Spicer	R230070	TE2016	Eaton	R230013
SP692314	Spicer	R230024	TE2017	Eaton	R230067
SP692315	Spicer	R230025	TE2018	Eaton	R230066
SP692432	Spicer	R230405	TE2019	Eaton	R230018
SP692437	Spicer	R230030	TE2020	Eaton	R230019
SP692438	Spicer	R230031	TE2021	Eaton	R230071
SP692466	Spicer	R230034	TE2022	Eaton	R230070
SP692467	Spicer	R230035	TE2023	Eaton	R230024
SP692474	Spicer	R230036	TE2024	Eaton	R230025
SP692475	Spicer	R230037	TE2027	Eaton	R230029
SP692485	Spicer	R230073	TE2029	Eaton	R230068
SP692486	Spicer	R230072	TE2030	Eaton	R230069
SP692644	Spicer	R230070	TE2033	Eaton	R230030
SP692645	Spicer	R230071	TE2034	Eaton	R230031
SP692653	Spicer	R230043	TE2035	Eaton	R230034
SP692698	Spicer	R230073	TE2036	Eaton	R230035
SP692700	Spicer	R230040	TE2037	Eaton	R230037
SP692701	Spicer	R230056	TE2038	Eaton	R230036
SP692703	Spicer	R230074	TE2041	Eaton	R230072
SP692705	Spicer	R230051	TE2042	Eaton	R230073
SP692709	Spicer	R230066	TE2043	Eaton	R230070
SP721020	Spicer	R250012	TE2044	Eaton	R230070
SP721036	Spicer	R250054	TE2045	Eaton	R230071
SP721131	Spicer	R250026	TE2046	Eaton	R230043
SP721150	Spicer	R250025	TE2349	Eaton	R230073
SP721579	Spicer	R250053	TE2350	Eaton	R230073
SP721582	Spicer	R250053	TE2453	Eaton	R230070
SP721583	Spicer	R250051	TR150L	Unimotive	R230002
SP721590	Spicer	R250034	TR150R	Unimotive	R230003
SP721593	Spicer	R250345	TR176L	Unimotive	R230004
SP721600	Spicer	R250033	TR176R	Unimotive	R230005
SP721602	Spicer	R250046	TR187L	Unimotive	R230060
SP721603	Spicer	R250001	TR187R	Unimotive	R230061
SP721604	Spicer	R250066	TR2030R	Unimotive	R230405
SP721620	Spicer	R250063	TR2035L	Unimotive	R230030
SP721623	Spicer	R250335	TR2036R	Unimotive	R230031
SP721624	Spicer	R250093	TR2040R	Unimotive	R230070
SP721626	Spicer	R250085	TR2041L	Unimotive	R230071
SP724124	Spicer	R225055	TR2061L	Unimotive	R230034
SP724125	Spicer	R225057	TR2062R	Unimotive	R230035
SP724126	Spicer	R225056	TR2069R	Unimotive	R230036
SP724148	Spicer	R250036	TR2070L	Unimotive	R230037
TE2003	Eaton	R230002	TR2090L	Unimotive	R230072
TE2004	Eaton	R230003	TR2091R	Unimotive	R230073
TE2005	Eaton	R230004	TR2113R	Unimotive	R230070
TE2006	Eaton	R230005	TR2114R	Unimotive	R230070
TE2007	Eaton	R230060	TR2115R	Unimotive	R230070
TE2008	Eaton	R230061	TR2116L	Unimotive	R230071
TE2009	Eaton	R230066	TR2118L	Unimotive	R230043

CROSS REFERENCE LISTING

INTERCHANGE

PART#	COMPETITOR	MERITOR#
TR2202R	Unimotive	R230073
TR2204R	Unimotive	R230073
TR2207R	Unimotive	R230066
TR2209R	Unimotive	R230073
TR2210L	Unimotive	R230072
TR2224L	Unimotive	R230040
TR235NL	Unimotive	R230006
TR235NR	Unimotive	R230007
TR304L	Unimotive	R230062
TR304R	Unimotive	R230063
TR330L	Unimotive	R230008
TR330R	Unimotive	R230009
TR332L	Unimotive	R230012
TR332R	Unimotive	R230013
TR346L	Unimotive	R230066
TR346R	Unimotive	R230067
TR373L	Unimotive	R230018
TR373R	Unimotive	R230019
TR376L	Unimotive	R230071
TR376R	Unimotive	R230070
TR405L	Unimotive	R230024
TR405R	Unimotive	R230025
TR411L	Unimotive	R230029
TR423L	Unimotive	R230068
TR423R	Unimotive	R230069
TR431R	Unimotive	R230071
V1091562	Volvo White GMC	R230068
V1091563	Volvo White GMC	R230069
V1110067	Volvo White GMC	R230072
V1110068	Volvo White GMC	R230073
V111067	Volvo White GMC	R230073
V111068	Volvo White GMC	R230072

NUMERICAL PARTS LISTING

PART NUMBER	PAGE	PART NUMBER	PAGE	PART NUMBER	PAGE
7-X-8.....	38	2297-Y-8475.....	35	A4-3102-P-3370.....	42, 61
7-X-9.....	38	3208-D-1070.....	36	A-10-X-468.....	37
7-X-10.....	38	3208-M-1027.....	36	A-10-X-908.....	37
7-X-65.....	38	3208-N-1028.....	36	A-3102-A-3849.....	40, 43
7-X-66.....	38	3266-J-1518.....	35	A-3102-B-3850.....	41, 44
7-X-67.....	38	3280-B-9830.....	35	A-3102-C-4293.....	42, 45
7-X-68.....	38	3280-C-9831.....	35	A-3102-D-2890V.....	45
7-X-69.....	38	3280-E-9833.....	35	A-3102-D-4424.....	45
7-X-70.....	38	3280-L-9762.....	35	A-3102-F-3464.....	41, 52
7-X-71.....	38	3380-Y-1429.....	35	A-3102-G-2841.....	41, 46
7-X-72.....	38	A1-3102-B-1978.....	41, 44	A-3102-G-3465.....	42, 52
7-X-73.....	38	A1-3102-B-3850.....	41, 44	A-3102-H-4558.....	42, 43
7-X-111.....	38	A1-3102-C-4293.....	42, 45	A-3102-J-4534.....	42, 47
7-X-112.....	38	A1-3102-D-2890V.....	42, 45	A-3102-K-3365.....	42, 61
7-X-113.....	38	A1-3102-D-4424.....	40, 45	A-3102-K-4379.....	41, 53
7-X-114.....	38	A1-3102-G-1957.....	40, 46	A-3102-K-4535.....	42, 47
7-X-1002.....	38	A1-3102-G-2841.....	41, 46	A-3102-K-4561.....	42, 43
7-X-1003.....	38	A1-3102-H-4532.....	42, 46	A-3102-L-4380.....	42, 53, 60
7-X-1010.....	38	A1-3102-J-4534.....	42, 47	A-3102-N-3472.....	41, 53
7-X-1011.....	38	A1-3102-K-4535.....	42, 47	A-3102-N-4460.....	41, 48
7-X-1015.....	38	A1-3102-M-2899.....	41, 47	A-3102-P-3370.....	42, 61
10-X-1323.....	37	A1-3102-N-4460.....	41, 48	A-3102-P-3474.....	42, 54
10-X-1592.....	37	A1-3102-P-4566.....	40, 48	A-3102-P-4540.....	40, 54
10-X-1799.....	37	A1-3102-Q-3865.....	40, 48	A-3102-P-4566.....	40, 48
13-X-163.....	39	A1-3102-R-4282.....	40, 49	A-3102-Q-3449.....	40, 54
1199-H-1672.....	34	A1-3102-R-4438.....	42, 49	A-3102-R-3450.....	40, 55
1199-J-1258.....	34	A1-3102-R-4516.....	41, 49	A-3102-R-3476.....	41, 56
1199-M-3237.....	34	A1-3102-T-3972.....	40, 50	A-3102-R-4282.....	40, 49
1199-Q-4021.....	34	A1-3102-T-4284.....	40, 50	A-3102-R-4438.....	42, 49
1199-V-3220.....	34	A1-3102-U-4233.....	40, 50	A-3102-R-4542.....	40, 56
1199-W-1687.....	34	A1-3102-X-4288.....	41, 51	A-3102-S-3451.....	40, 56
1199-Y-2027.....	34	A1-3102-Y-3847.....	40, 51	A-3102-S-4543.....	40, 57
1225-B-1328.....	16	A1-3102-Y-3873.....	41, 51	A-3102-T-2802.....	41, 43
1225-C-1251.....	16	A1-3102-Z-3848.....	40, 52	A-3102-T-3452.....	41, 57
1225-C-1329.....	16	A2-3102-F-3464.....	41, 52	A-3102-T-3972.....	40, 50
1225-D-1252.....	16	A2-3102-G-3465.....	42, 52	A-3102-T-4284.....	40, 50
1225-H-1074.....	16	A2-3102-K-4379.....	41, 53	A-3102-T-4544.....	40, 43
1225-P-1264.....	16	A2-3102-L-4380.....	42, 53	A-3102-U-4233.....	40, 50
1227-F-136.....	39	A2-3102-N-3472.....	41, 53	A-3102-V-3454.....	41, 57
1227-R-434.....	39	A2-3102-P-3474.....	42, 54	A-3102-V-4312.....	42, 58
1227-Y-1715.....	39	A2-3102-P-4540.....	40, 54	A-3102-W-3455.....	41, 58
1227-Z-780.....	39	A2-3102-Q-3449.....	40, 54	A-3102-X-3456.....	41, 58
1227-Z-1716.....	39	A2-3102-Q-4229.....	40, 55	A-3102-X-4288.....	41, 51, 59
1229-E-1669.....	38	A2-3102-Q-4567.....	40, 55	A-3102-X-4522.....	42, 59
1229-G-4713.....	38	A2-3102-R-3450.....	40, 55	A-3102-Y-3457.....	41, 44
1229-K-1597.....	38	A2-3102-R-3476.....	41, 56	A-3102-Y-3847.....	40, 51, 60
1229-L-4640.....	38	A2-3102-R-4542.....	40, 56	A-3102-Y-3873.....	41, 51
1229-M-1235.....	37	A2-3102-S-3451.....	40, 56	A-3102-Z-3458.....	42, 59
1229-W-1115.....	37	A2-3102-S-4543.....	40, 57	A-3102-Z-3484.....	42, 60
1229-W-1141.....	37	A2-3102-T-3452.....	41, 57	A-3102-Z-3848.....	40, 52
1229-Z-1144.....	37	A2-3102-V-3454.....	41, 57	A-3144-D524.....	71
2208-F-370.....	36	A2-3102-V-4312.....	42, 58	A-3144-F-552.....	79
2208-M-377.....	36	A2-3102-W-3455.....	41, 58	A-3144-G-1099V.....	65
2208-N-1028.....	36	A2-3102-X-3456.....	41, 58	A-3144-H-1100V.....	65
2208-Q-615.....	36	A2-3102-X-4288.....	41, 59	A-3144-J-1102.....	65
2208-S-513.....	36	A2-3102-X-4522.....	42, 59	A-3144-K-1103.....	65
2297-A-5279.....	34	A2-3102-Z-3458.....	42, 59	A-3144-Q-1160.....	65
2297-B-7230.....	34	A3-3102-L-4380.....	42, 60	A-3144-Q-1161.....	65
2297-F-6402.....	34	A3-3102-Y-3847.....	40, 60	A-3144-S-1084.....	65
2297-H-9082.....	35	A3-3102-Z-3484J.....	42, 60	A-3144-S-1085.....	65
2297-T-4752S.....	34	A4-3102-K-3365.....	42, 61		

PART NUMBER INDEX

NUMERICAL PARTS LISTING

PART NUMBER INDEX

PART NUMBER	PAGE
A-3144-T-1190	66, 219
A-3144-U-1191	66, 219
A-3144-X-1064	66
A-3144-X-1090	66
A-3144-Y-1065	66
A-3144-Y-1091	66
A-3144-Y-1143	67
A-3144-Z-1144	67
A-3280-B-9830A	35
A-3280-L-9762A	35
R005018	37
R200001	6, 14, 18, 147, 148, 167
R200002	6, 14, 147
R200003	7, 14, 231, 237, 239, 241, 245
R200006	7, 14
R200007	6, 14, 235
R200008	7, 14
R200011	13, 14, 30, 145
R200012	6, 14, 112
R200014	6, 14
R200017	11, 14, 18, 272
R200018	6, 14, 100, 101, 104, 112, 113, 116 131, 132, 133, 134
R200019	7, 14, 100
R200020	4, 6, 14, 18
R200021	8, 14, 18, 104
R200022	13, 14, 30, 145
R200024	7, 14, 18, 140, 145
R200025	7, 14, 140, 145
R200026	6, 14, 140, 146, 147, 148, 153, 154 162, 163, 164, 167, 168, 170, 171, 172
R200027	6, 14, 140, 146, 147, 148, 153, 154 162, 163, 164, 167, 168, 170, 171, 172
R200028	6, 14, 101, 104, 107, 113, 115, 116 119, 122, 126, 131, 132, 134
R200029	6, 14, 101, 104, 107, 113, 115, 116 119, 122, 126, 131, 132, 134
R200033	9, 14
R200034	8, 14, 18, 237, 239, 241, 249
R200035	6, 14, 18, 111
R200036	6, 14, 19, 111
R200039	6, 14, 19
R200040	6, 14
R200041	4, 6, 14, 19
R200042	9, 14, 19, 236, 237, 238, 239, 241 243, 245, 249, 252, 253, 254, 276 281
R200043	9, 14, 19
R200044	8, 14, 19, 101, 104, 107, 113, 115 116, 119, 122, 126, 131, 132
R200045	6, 14, 19, 147
R200046	6, 14, 19, 147, 148, 168, 169, 171
R200047	7, 14
R200049	6, 14, 20, 111
R200050	8, 14, 20, 107, 109, 110, 113, 116 119, 122, 126
R200051	10, 14, 20, 107, 109, 110, 111, 113 116, 119, 122, 126, 135
R200052	7, 14, 94, 95, 231, 237, 239, 241, 249
R200054	8, 14, 237, 239, 241, 249
R200055	9, 14, 20, 234, 237, 239, 241, 243

PART NUMBER	PAGE
.....	245, 249, 252, 254
R200056	9, 14, 20, 94
R200057	9, 14, 94, 237, 239, 241, 245, 249
R200061	10, 14, 107
R200062	6, 14, 20, 112
R200064	13, 14, 193
R200065	13, 14, 193, 194, 198, 200, 201, 202 204, 205, 206, 207
R200066	9, 14, 20, 141, 142, 143, 145, 148 150, 151, 152, 154, 156, 157, 158 159, 160, 164, 165, 168, 169, 171 173, 174, 176, 178
R200067	11, 14, 20, 272, 276, 278, 281
R200068	11, 14, 21, 272, 276, 278
R200069	11, 14, 21, 272, 276
R200070	6, 14, 21
R200071	13, 14, 30, 193, 194, 196, 198, 200 201, 202, 205, 206, 206
R200072	13, 14, 101, 104, 113, 116, 119, 122 126
R200073	9, 14, 94, 231, 236, 237, 245, 249
R200074	9, 14, 94, 225, 231, 234, 239, 243 245, 249
R200075	9, 14, 21
R200078	225, 227, 229, 236, 239, 243, 245, 249
R200121	13, 14, 30
R200123	13, 14, 30, 137, 140, 150, 151, 153 154, 156, 157, 158, 159, 160, 161, 162 163, 164, 165, 166, 172, 173, 174, 175 177, 178, 179, 183, 184, 185, 190, 212 214, 231, 256, 257, 279, 280
R200142	8, 14, 21, 104, 107, 111, 115, 116 118, 121, 122, 126, 131, 132, 134 135, 213, 231, 237, 239, 241
R2001437	14, 21, 101, 107, 113, 115, 116, 118 134, 135, 153, 177, 231
R200144	13, 14, 30, 137, 140, 150, 151, 153 154, 156, 157, 158, 159, 160, 161, 162 163, 164, 165, 166, 172, 173, 174, 175 177, 178, 179, 183, 184, 185, 190, 212 214, 231, 256, 257, 279, 280
R200145	13, 14, 31
R200146	13, 14
R200153	13, 14, 31
R200154	8, 14, 21, 104
R200155	7, 14, 21, 101, 107, 113, 115, 116 118, 134, 135, 231
R200156	8, 14, 22, 107, 137, 235
R200157	8, 14, 22, 107, 137
R200167	10, 14, 22, 107
R200168	11, 14, 22, 122, 126, 127, 134, 135 137, 154, 157, 159, 160, 161, 162, 165 177, 178, 183, 184, 185, 190, 193, 216 217, 231, 232, 235, 237, 238, 239, 241 243, 252, 253, 254, 256, 257, 279, 280
R200170	11, 15, 122, 126, 127, 134, 135, 137 154, 157, 159, 160, 161, 162, 165, 177 178, 183, 184, 185, 190, 193, 216, 217 231, 232, 235, 237, 238, 239, 241, 243, 252, 253, 254, 256, 257, 279, 280

PART NUMBER	PAGE
R200172	10, 15, 22, 107, 111, 118, 121, 122 126, 132, 134, 135, 137, 183, 184, 185 190, 214, 231, 237, 238, 239, 241, 254 256, 257, 279, 280
R200173	6, 15, 22
R200186	13, 15, 31, 137
R200189	12, 15, 22, 122
R200191	11, 15, 22, 122
R200193	11, 15, 23, 137, 183, 184, 185, 190
R200193	215, 231, 238, 239, 241, 252, 254 256, 257, 279, 280
R200194	12, 15, 23
R200195	10, 15, 23, 137, 143, 145, 155, 171 176, 183, 184, 185, 186, 187, 188, 189 190, 204, 215, 225, 229, 231, 234, 245 247, 249, 254, 256, 257, 264, 267, 268 269, 270, 278, 279, 280
R200196	8, 15, 23
R200198	12, 15, 23, 107, 122, 126, 127, 130 133, 137, 143, 145, 154, 155, 159, 162 165, 176, 183, 184, 185, 187, 189, 190 204, 217, 222, 223, 224, 225, 227, 229 231, 232, 234, 236, 237, 239, 242, 243 245, 247, 252, 254, 256, 257, 262, 266 269, 270, 274, 278, 279, 280
R200199	11, 15, 23, 137
R200210	7, 15, 94, 231
R200226	6, 15
R200234	13, 15
R200250	11, 15, 98, 190, 257
R200251	9, 15, 23, 98
R200265	6, 15, 100
R200266	7, 15, 101
R200267	9, 15, 23, 98, 186, 187, 188, 189 190, 225, 227, 229, 245, 257, 267, 268 269, 274
R200268	7, 15, 24, 92, 94, 95, 222, 223, 224 214, 242, 249
R200269	9, 15, 24, 98, 186, 187, 188, 189, 190, 225, 226, 227, 229, 245, 257, 267, 268, 269, 274
R200270	9, 15, 24, 98
R200272	7, 15, 24
R200273	10, 15, 107, 109, 110, 111, 113, 116 119, 122, 126
R200275	8, 15, 100, 109, 110, 122, 126, 133
R200276	10, 15, 24, 107, 109, 110, 113, 116, 119, 122, 126
R200278	9, 15, 94
R200279	12, 15, 24, 95, 223, 226, 227, 243 245, 261
R200280	8, 15, 24, 101, 104, 107, 113, 115 116, 119
R200281	10, 15, 24, 98, 224, 225
R200282	13, 15
R200283	13, 15, 181
R200284	13, 15, 31
R200285	12, 15, 25, 100
R200487	92
R201300	8, 15, 137, 183, 185, 190, 215, 227 229, 231, 234, 254, 256, 257, 264

NUMERICAL PARTS LISTING

PART NUMBER	PAGE	PART NUMBER	PAGE	PART NUMBER	PAGE
R201307	10, 15, 25, 137, 143, 145, 155, 171	R210009	16	R210089	17
	176, 183, 184, 185, 186, 187, 188, 189	R210010	16	R210092	17
	190, 204, 215, 225, 227, 229, 231, 234	R210011	16	R210095	17
	245, 247, 249, 254, 256, 257, 264, 267	R210012	16	R210096	17
	268, 269, 270, 278, 279, 280	R210013	16	R210100	17
R201309	11, 15, 25, 186, 187, 188, 189, 190,	R210016	16	R210101	17
	212, 216, 227, 257, 262, 266, 267, 268	R210017	16	R210102	17
	269, 270, 274	R210020	16	R210103	17
R201310	10, 15, 25, 186, 187, 188, 189, 190	R210021	16	R210104	17
	212, 216, 227, 257, 262, 266, 267, 268	R210022	16	R210105	17
	269, 270, 274	R210023	16	R210106	17
R201312	12, 15, 25, 107, 122, 126, 127, 137	R210024	16	R210107	17
	143, 145, 154, 155, 159, 162, 165, 176	R210026	16	R210108	17
	183, 184, 185, 187, 189, 190, 204, 217	R210027	16	R210109	17
	222, 223, 224, 225, 226, 227, 229, 231	R210028	16	R210110	17
	232, 234, 236, 237, 239, 242, 243, 245	R210029	16	R210205	32
	247, 252, 254, 256, 257, 262, 266, 269	R210030	16	R210207	32
	270, 274, 278, 279, 280	R210031	16	R210208	32
R201314	7, 15, 25, 264	R210032	16	R210210	32
R201315	10, 15, 25, 119, 180, 186, 187, 188	R210033	16	R210211	32
	189, 213, 215, 218, 219, 225, 226, 227	R210034	16	R210212	32
	229, 245, 247, 249, 257, 261, 262, 263	R210035	16	R210213	32
	264, 266, 267, 269, 274	R210038	16	R210214	32
R201318	8, 15, 25, 264	R210039	16	R210216	32
R201319	11, 15, 26, 218, 219, 261, 262	R210040	16	R210218	32
R201419	9, 15, 26, 90, 218, 219, 261, 262	R210041	16	R210219	32
R201424	10, 15, 26	R210042	16	R210220	33
R201425	11, 15, 26	R210043	16	R210221	33
R201426	11, 26, 95, 222, 223, 224, 225, 226	R210044	16	R210222	33
	227, 261	R210045	16	R210223	33
R201427	12, 15, 26, 95, 96, 222, 223, 224	R210046	16	R210224	33
	225, 226, 227, 261	R210047	16	R210225	33
R201473	10, 15, 26, 218, 219, 261, 262	R210048	17	R210227	33
R201474	8, 15, 26, 180, 218, 262, 263	R210050	17	R210228	33
R201475	12, 15, 27, 218, 219, 261, 262	R210052	17	R210229	33
R201476	12, 15, 27, 219, 261, 262	R210053	17	R210230	33
R201477	12, 15, 27, 218	R210054	17	R210231	33
R201478	7, 15, 27, 180, 218	R210055	17	R210232	32
R201479	8, 15, 27, 218	R210056	17	R210233	32
R201482	11, 15, 27, 218	R210059	17	R210234	32
R201483	8, 15, 27	R210061	17	R210235	32
R201484	8, 15, 27, 218	R210062	17	R210236	32
R201485	12, 15, 28	R210063	17	R210237	32
R201486	11	R210064	17	R210241	32
R201487	7, 15	R210066	17	R210249	33
R201488	9, 15, 28, 218	R210068	17	R210252	32
R201489	10, 15, 28, 218	R210069	17	R210253	33
R201490	10, 15, 28, 218	R210070	17	R210254	33
R201600	6, 15	R210071	17	R210255	33
R201601	7, 15, 167	R210072	17	R210258	32
R201602	6, 15	R210073	17	R210259	32
R201604	8, 15, 28, 218	R210074	17	R210264	33
R201605	8, 15, 28, 218	R210075	17	R210265	33
R201606	8, 15, 29, 218	R210076	17	R210267	32
R201607	12, 15, 29	R210077	17	R210272	32
R201608	10, 15, 29, 218	R210079	17	R210273	32
R210001	16	R210082	17	R225055	191
R210002	16	R210083	17	R225056	191
R210006	16	R210085	17	R225057	191
R210007	16	R210086	17	R230002	62, 67, 100, 101, 104, 108, 113, 134
R210008	16	R210088	17		135, 232, 234

NUMERICAL PARTS LISTING

PART NUMBER	PAGE	PART NUMBER	PAGE	PART NUMBER	PAGE
R230003	62, 67, 100, 101, 104, 108, 113, 134		176, 177, 178		270, 272, 274, 276, 278, 279, 280, 281
	135, 232, 234	R230037	62, 69, 141, 142, 143, 145, 149, 150	R230070	63, 72, 96, 124, 128, 135, 137, 138
R230004	62, 67, 222, 232		151, 152, 155, 156, 157, 158, 159, 160		155, 157, 160, 161, 162, 166, 177, 178
R230005	62, 67		161, 165, 166, 169, 172, 173, 174, 175		183, 184, 185, 186, 188, 189, 190, 191
R230006	62, 67, 232, 237, 240, 241, 246				193, 195, 197, 198, 200, 201, 203, 204
R230007	62, 67, 232, 237, 240, 241, 246	R230040	63, 70, 278, 279, 280		205, 206, 207, 212, 214, 215, 216, 217
R230008	63, 68, 140, 146, 147, 148, 149, 153	R230041	63, 70, 191, 193, 194, 195, 196, 197,		223, 233, 236, 238, 240, 242, 244, 253
	154, 163, 164, 167, 168, 170, 171, 172		198, 199, 200, 201, 202, 203, 204, 205		254, 256, 258, 259, 261, 266, 267, 269
R230009	63, 68, 140, 146, 147, 148, 149, 153		206, 207, 280		270, 274, 276, 278, 279, 280, 281
	154, 163, 164, 167, 168, 170, 171, 172	R230042	63, 70, 193, 194, 195, 196, 197, 198	R230071	63, 72, 96, 124, 128, 134, , 135, 137
R230012	63, 68, 140, 146, 147, 148, 149, 150		199, 200, 201, 202, 203, 204, 205		138, 155, 157, 160, 161, 162, 166, 177
	151, 154, 157, 158, 159, 160, 163, 164		206, 207		178, 183, 184, 185, 186, 188, 189, 190
	165, 166, 167, 170, 171, 172, 173, 174	R230043	62, 70, 193, 195, 198, 200, 201, 203		191, 193, 195, 197, 198, 200, 201, 203
	175, 178		204, 205, 206, 207		204, 205, 206, 207, 212, 214, 215, 216
R230013	63, 68, 140, 146, 147, 148, 149, 150	R230044	70		217, 223, 236, 238, 240, 242, 244, 253
	151, 154, 157, 158, 159, 160, 163, 164, 165	R230051	63, 70, 247		254, 256, 258, 259, 261, 266, 267, 269
	166, 167, 170, 171, 172, 173, 174, 175, 178	R230056	63, 70, 270, 278, 279		270, 274, 276, 278, 279, 280, 281
R230018	62, 68, 94, 100, 101, 102, 104, 105	R230060	62, 71, 108, 112, 114, 116, 117, 119	R230072	63, 72, 98, 137, 142, 143, 144, 145
	108, 113, 114, 116, 117, 120, 123, 127		121, 123, 131, 132, 134, 135, 137, 155		148, 151, 153, 155, 160, 162, 176, 183
	131, 132, 133, 134, 135, 232, 237, 240		156, 159, 162, 166, 183, 184, 186, 190		184, 185, 186, 188, 189, 191, 193, 195
	241, 250		193, 195, 198, 200, 201, 203, 204, 205		197, 198, 200, 201, 203, 204, 205, 206
R230019	62, 68, 94, 100, 101, 102, 104, 105		206, 207, 212, 213, 214, 216, 218, 222		217, 218, 219, 220, 223, 226, 227, 228
	108, 113, 114, 116, 117, 120, 123, 127		223, 224, 233, 236, 237, 238, 240, 241		230, 233, 235, 236, 238, 240, 242, 244
	131, 132, 133, 134, 135, 232, 237, 240,		242, 251, 253, 254, 256, 258, 280, 281		246, 251, 253, 254, 256, 258, 259, 262
	241, 250	R230061	62, 71, 108, 112, 114, 116, 117, 119		266, 267, 269, 270, 274, 278, 280, 281
R230024	62, 68, 140, 141, 142, 143, 146, 147		121, 123, 131, 132, 134, 135, 137, 155, 156	R230073	63, 72, 98, 185, 189, 191, 137, 142
	148, 149, 150, 151, 152, 154, 155, 1567		159, 162, 166, 183, 184, 186, 190, 193, 195		143, 144, 145, 148, 151, 153, 155, 160
	157, 158, 159, 161, 162, 163, 164, 165		198, 200, 201, 203, 204, 205, 206, 207, 212		162, 176, 183, 184, 185, 186, 188, 189
	166, 168, 169, 170, 171, 172, 173, 174		213, 214, 216, 218, 222, 223, 224, 233, 236		191, 193, 195, 197, 198, 200, 201, 203
	175, 177, 178, 179		237, 238, 240, 241, 242, 251, 253, 254, 256		204, 205, 206, 217, 218, 219, 220, 223
R230025	62, 68, 140, 141, 142, 143, 146, 147		258, 280, 281		226, 227, 228, 230, 233, 235, 236, 238
	148, 149, 150, 151, 152, 154, 155, 156	R230062	62, 71, 102, 108, 114, 116, 117, 119		240, 242, 244, 246, 251, 253, 254, 256
	157, 158, 159, 161, 162, 163, 164, 166		134, 135, 212, 213, 264		258, 259, 261, 262, 266, 267, 269, 270
	168, 169, 170, 171, 172, 173, 174, 175	R230063	62, 71, 102, 108, 114, 116, 117, 119		274, 278, 280, 281
	177, 178, 179, 193, 195, 198, 201, 203		134, 135, 212, 213, 264	R230077	63, 72, 214, 184, 233, 234, 236, 244
	206, 207	R230066	63, 71, 108, 112, 119, 121, 134, 135		278
R230028	64, 69, 94, 96, 222, 223, 224, 226		137, 183, 184, 186, 190, 214, 256, 258	R230081	62, 73
	227, 228, 230, 235, 236, 238, 240,		280, 281	R230082	62, 73
	241, 242, 244, 246, 248, 250, 251,	R230067	63, 71, 108, 112, 119, 121, 134, 135	R230084	62, 73
	253, 254, 261		137, 183, 184, 186, 190, 214, 233, 234	R230090	62, 73, 213
R230029	64, 69, 94, 96, 222, 223, 224, 226		236, 244, 256, 258, 278, 280, 281	R230095	63, 73, 184, 214, 233, 234, 236, 244
	227, 228, 230, 235, 236, 238, 240	R230068	62, 71, 94, 96, 98, 108, 109, 110		278
	241, 242, 244, 246, 248, 250, 251, 253		111, 114, 117, 118, 120, 123, 124	R230098	63, 74
	254, 261		127, 128, 133, 137, 138, 143, 145	R230099	63, 74
R230030	63, 69, 101, 102, 104, 105, 108, 109		172, 176, 183, 184, 185, 186, 187	R230104	64, 74, 95, 96, 183, 185, 188, 189
	110, 113, 114, 116, 117, 120, 123, 127		188, 189, 190, 204, 212, 213, 215		217, 220, 223, 224, 258, 259, 261
	131, 132		216, 219, 220, 222, 223, 224, 226		262, 266, 267, 269, 270, 274, 278, 280
R230031	63, 69, 101, 102, 104, 105, 108, 109		227, 228, 230, 233, 235, 237, 238	R230105	64, 74, 95, 96, 183, 185, 188, 189
	110, 113, 114, 116, 117, 120, 123, 127		240, 242, 246, 248, 250, 251, 253		217, 220, 223, 224, 258, 259, 261, 262
	131, 132		254, 256, 258, 261, 262, 263, 264		266, 267, 269, 270, 274, 278, 280
R230034	62, 69, 101, 10, 104, 113, 117, 120		266, 267, 268, 269, 270, 272, 274	R230120	74
	141, 142, 145, 147, 148, 149, 152		276, 278, 279, 280, 281	R230121	74
	157, 160, 164, 168, 169, 171, 173	R230069	62, 71, 94, 96, 98, 108, 108, 109	R230123	75
	174, 177, 178		110, 111, 114, 117, 118, 120, 123, 124, 127	R230124	75
R230035	62, 69, 101, 102, 104, 113, 117, 120		128, 133, 137, 138, 143, 145, 172, 176, 183	R230125	75
	141, 142, 145, 147, 148, 149, 152, 157	R230069 (cont'd)	184, 185, 186, 187, 188, 189,	R230126	75
R230035 (cont'd)	160, 164, 168, 169, 171		190, 204, 212, 213, 215, 219, 220	R230127	75
	173, 174, 177, 178		222, 223, 224, 226, 227, 228, 230,	R230128	75
R230036	62, 69, 141, 142, 143, 145, 149, 150		233, 235, 237, 238, 240, 242, 246	R230131	63, 76
	151, 152, 155, 156, 157, 158, 159, 160		248, 250, 251, 253, 254, 256, 258	R230132	63, 76
	162, 165, 166, 169, 172, 173, 174, 175		261, 262, 263, 264, 266, 267, 268, 269,	R230133	63, 76, 145, 261, 262

NUMERICAL PARTS LISTING

PART NUMBER	PAGE
R230134	63, 76
R230135	62, 76, 219
R230136	62, 76, 219
R230137	64, 76, 262, 263
R230138	64, 76, 262, 263
R230139	63, 77, 92, 93, 95, 96, 98, 130, 185 187, 188, 189, 224, 227, 228, 246, 258 261, 268
R230140	63, 77, 92, 93, 95, 96, 98, 130, 185 187, 188, 189, 224, 227, 228, 246, 258 261, 268
R230141	62, 77, 142, 148, 151, 153, 169, 172
R230141	173, 174, 175
R230142	62, 77, 142, 148, 151, 153, 169, 172 173, 174, 175
R230143	62, 77, 142, 148, 151, 153, 169, 172 173, 174, 175
R230144	62, 77, 142, 148, 151, 153, 169, 172 173, 174, 175
R230145	63, 77, 100, 114, 118, 120, 133
R230146	63, 77, 100, 114, 118, 120, 133
R230149	78
R230207	64, 78
R230213	78
R230214	78
R230217	64, 78, 228, 230, 250, 251
R230218	64, 78, 228, 230, 250, 251
R230225	63, 79
R230230	62, 79, 94, 230, 235, 246, 250, 251
R230231	62, 79, 94, 230, 235, 246, 250, 251
R230233	79
R230241	62, 79
R230405	62, 80, 150, 151, 165
R230408	63, 80, 100, 102, 104, 105, 109, 110 114, 117, 118, 120, 123, 124, 127, 128, 130
R230409	63, 80, 100, 102, 104, 105, 109, 110 114, 117, 118, 120, 123, 124, 127, 128, 130
R230411	64, 80, 228, 230
R23041564	80, 95, 96, 226, 227, 228, 230, 248
R23041664	80, 95, 96, 226, 227, 228, 230, 248
R230417	81
R230419	63, 81, 100, 101, 102, 104, 105, 109 110, 113, 114, 117, 120, 123, 127, 133
R230420	63, 81, 93, 94, 98, 185, 187, 188 189, 190, 258, 267, 268, 269, 270, 274
R230421	63, 8183, 94, 98, 185, 187, 188, 189 190, 258, 267, 268, 269, 270, 274
R230422	62, 81
R230424	63, 81, 100, 101, 102, 104, 105, 109 110, 113, 114, 117, 120, 123, 127, 133
R250001	83, 88, 141, 143, 147, 148, 149, 150 151, 152, 164, 165, 169, 170, 171
R25001283	88, 100, 103, 106, 115, 116, 118, 131
R250025	84, 88, 125, 126, 129, 130
R250026	84, 88, 144, 146, 157, 158, 159, 160 161, 162, 166, 172
R250033	85, 88, 103, 106, 109, 115, 118, 121
R250034	85, 88, 103, 106, 109, 115, 118, 121
R250036	87, 88, 125, 126, 129, 130
R250046	144, 146, 176
R250051	84, 88, 247, 248, 252

PART NUMBER	PAGE
R250052	84, 88
R250053	84, 88, 141, 143, 149, 150, 151, 152, 165, 169, 170
R250054	84, 88, 144, 146, 155, 156, 157, 158 159, 160, 161, 162, 166, 176
R250055	86, 88
R250056	86, 88
R250057	86, 88
R250063	83, 88, 228, 235
R250066	83, 88, 247, 252
R250067	83, 88, 256, 259
R250068	86, 88, 256, 259
R250085	84, 88, 253, 254
R250088	86, 88, 187, 188, 189
R250093	85, 88, 270, 272, 276, 278, 279
R250095	86, 88, 103, 106, 115, 118, 121
R250103	85, 88, 141, 143, 149, 152, 169, 170
R250104	85, 88, 143, 149, 152
R250105	85, 88, 103, 106, 115, 118, 121
R250112	84, 88, 222, 223, 224, 226, 248
R250113	83, 88, 223, 224, 242
R250120	86, 88, 138
R250124	85, 88, 100, 133
R250335	83, 88, 247, 252
R250340	83, 88, 247
R250345	83, 88, 144, 146, 155, 176
R250346	83, 88, 155
R250347	87, 88, 125, 126, 129, 130
R250348	87, 88, 125, 129
R250357	84, 88, 125, 126, 129, 130
R250359	86, 88, 125, 126, 129, 130
R250360	86, 88, 130
R250361	84, 88, 125, 126, 129, 130
R250362	85, 88, 103, 106, 115, 118, 121
R250392	86, 88, 103, 106, 115, 118, 121
R250395	85, 88, 103, 106, 115, 118, 121
R250401	87
S-254-2	37
S-254-Z	37
S-255-2	37
S-256P-2	37
S-256-Z	37
S-258-2	37
S-259-2	37
S-267-2	37
S-7812-S	37
WA-15K	38
WA-16P	38

MERITOR AFTERMARKET PARTS WARRANTY

We warrant all new parts for one year from date of shipment to the buyer against defective material or workmanship (but not against damage caused by accident, abuse or improper installation, maintenance or repair) when such parts are used on vehicles the specifications of which have been approved by our Engineering Department.

As the exclusive remedy under this warranty, we will, at our option, repair or replace such parts free of charge, or take back the nonconforming parts and refund the monies paid by buyer for such parts, if found on examination by us to be nonconforming and if any necessary return charges are prepaid.

If it is necessary to return any parts under this warranty, buyer agrees not to make any deduction on account thereof from remittances on current accounts while claims are in the process of disposition. Any expense incurred without our consent for repairs or replacement will not be allowed.

THIS WARRANTY IS EXPRESSLY IN LIEU OF ALL OTHER WARRANTIES OR CONDITIONS, EXPRESS, IMPLIED OR STATUTORY, INCLUDING ANY IMPLIED WARRANTY OF MERCHANTABILITY OR FITNESS FOR PARTICULAR PURPOSE. IN NO EVENT SHALL SELLER BE LIABLE FOR INCIDENTAL OR CONSEQUENTIAL DAMAGES OF ANY NATURE.

Only genuine Meritor replacement parts are covered by this aftermarket parts warranty.

Vehicle models, brands and names depicted herein are the property of their respective owners, and are not in any way associated with Meritor, Inc., or its affiliates.



Meritor Heavy Vehicle Systems, LLC
7975 Dixie Highway
Florence, Kentucky 41042 USA

888-725-9355 U.S.
800-387-3889 Canada
MeritorPartsOnline.com
meritor.com

©2015 Meritor, Inc.
Litho in USA, PB-8951
Revised 12-15 (47865/67147)